



The International Academic Forum

ACSS/ACSEE/AGen 2016

Art Center Kobe, Japan

Official Conference Proceedings

ISSN: 2186 - 2303

iafor

“To Open Minds, To Educate Intelligence, To Inform Decisions”

The International Academic Forum provides new perspectives to the thought-leaders and decision-makers of today and tomorrow by offering constructive environments for dialogue and interchange at the intersections of nation, culture, and discipline. Headquartered in Nagoya, Japan, and registered as a Non-Profit Organization (一般社団法人), IAFOR is an independent think tank committed to the deeper understanding of contemporary geo-political transformation, particularly in the Asia Pacific Region.

INTERNATIONAL

INTERCULTURAL

INTERDISCIPLINARY

iafor

The Executive Council of the International Advisory Board

IAB Chair: Professor Stuart D.B. Picken

Mr Mitsumasa Aoyama

Director; The Yufuku Gallery; Tokyo, Japan

Professor Tien-Hui Chiang

Professor and Chair, Department of Education
National University of Tainan, Taiwan/Chinese Taipei

Professor Don Brash

Former Governor of the Reserve Bank, New Zealand
Former Leader of the New National Party, New Zealand
Adjunct Professor, AUT, New Zealand & La Trobe University, Australia

Lord Charles Bruce

Lord Lieutenant of Fife
Chairman of the Patrons of the National Galleries of Scotland
Trustee of the Historic Scotland Foundation, UK

Professor Donald E. Hall

Herbert J. and Ann L. Siegel Dean
Lehigh University, USA
Former Jackson Distinguished Professor of English and Chair of the Department of English

Professor Chung-Ying Cheng

Professor of Philosophy, University of Hawai'i at Manoa, USA
Editor-in-Chief, The Journal of Chinese Philosophy

Professor Steve Cornwell

Professor of English and Interdisciplinary Studies,
Osaka Jogakuin University, Osaka, Japan
Osaka Local Conference Chair

Professor A. Robert Lee

Former Professor of English at Nihon University, Tokyo from 1997 to 2011, previously long taught at the University of Kent at Canterbury, UK

Professor Dexter Da Silva

Professor of Educational Psychology, Keisen University, Tokyo, Japan

Professor Georges Depeyrot

Professor and Director of Research & Member of the Board of Trustees
French National Center for Scientific Research (CNRS) & L'Ecole Normale Supérieure, Paris, France

Professor Johannes Moenius

William R. and S. Sue Johnson Endowed Chair of Spatial Economic Analysis and Regional Planning
The University of Redlands School of Business, USA

Ms Linda Toyo Obayashi

Senior Mediation Officer, The World Bank Group
Washington DC, USA

Professor Arthur Stockwin

Founding Director of the Nissan Institute for Japanese Studies & Emeritus Professor
The University of Oxford UK

Professor June Henton

Dean, College of Human Sciences, Auburn University, USA

Professor Michael Hudson

President of The Institute for the Study of Long-Term Economic Trends (ISLET)
Distinguished Research Professor of Economics, The University of Missouri, Kansas City

Professor Koichi Iwabuchi

Professor of Media and Cultural Studies & Director of the Monash Asia Institute, Monash University, Australia

Professor Sue Jackson

Professor of Lifelong Learning and Gender & Pro-Vice Master of Teaching and Learning, Birkbeck, University of London, UK

Professor Sing Kong Lee

Director; The National Institute of Education, Singapore

Professor Sir Geoffrey Lloyd

Senior Scholar in Residence, The Needham Research Institute, Cambridge, UK
Fellow and Former Master; Darwin College, University of Cambridge
Fellow of the British Academy

Professor Keith Miller

Orthwein Endowed Professor for Lifelong Learning in the Science, University of Missouri-St. Louis, USA

Professor Kuniko Miyanaga

Director; Human Potential Institute, Japan
Fellow, Reischauer Institute, Harvard University, USA

Professor Dennis McInerney

Chair Professor of Educational Psychology and Co-Director of the Assessment Research Centre
The Hong Kong Institute of Education, Hong Kong SAR

Professor Ka Ho Joshua Mok

Chair Professor of Comparative Policy, Associate Vice-President (External Relations)
Dean of the Faculty of Arts and Sciences, The Hong Kong Institute of Education, Hong Kong SAR

Professor Michiko Nakano

Professor of English & Director of the Distance Learning Center; Waseda University, Tokyo, Japan

Professor Brian Daizen Victoria

Professor of English
Fellow of the Oxford Centre for Buddhist Studies

Professor Thomas Brian Mooney

Professor of Philosophy
Head of School of Creative Arts and Humanities
Professor of Philosophy and Head of School of Creative Arts and Humanities, Charles Darwin University, Australia

Professor Baden Offord

Professor of Cultural Studies and Human Rights & Co-Director of the Centre for Peace and Social Justice
Southern Cross University, Australia

Professor Frank S. Ravitch

Professor of Law & Walter H. Stowers Chair in Law and Religion, Michigan State University College of Law

Professor Richard Roth

Senior Associate Dean, Medill School of Journalism, Northwestern University, Qatar

Professor Monty P. Satiadarma

Clinical Psychologist and Lecturer in Psychology & Former Dean of the Department of Psychology and Rector of the University, Tarumanagara University, Indonesia

Mr Mohamed Salaheen

Director; The United Nations World Food Programme, Japan & Korea

Mr Lowell Sheppard

Asia Pacific Director; HOPE International Development Agency, Canada/Japan

His Excellency Dr Drago Stambuk

Croatian Ambassador to Brazil, Brazil

Professor Mary Stuart

Vice-Chancellor; The University of Lincoln, UK

Professor Gary Swanson

Distinguished Journalist-in-Residence & Mildred S. Hansen Endowed Chair; The University of Northern Colorado, USA

Professor Jiro Takai

Secretary General of the Asian Association for Social Psychology & Professor of Social Psychology
Graduate School of Education and Human Development, Nagoya University, Japan

Professor Svetlana Ter Minasova

President of the Faculty of Foreign Languages and Area Studies, Lomonosov Moscow State University

Professor Yozo Yokota

Director of the Center for Human Rights Affairs, Japan
Former UN Special Rapporteur on Myanmar

Professor Kensaku Yoshida

Professor of English & Director of the Center for the Teaching of Foreign Languages in General Education, Sophia University, Tokyo, Japan

The Asian Conference on the Social Sciences 2016

Official Conference Proceedings

ISSN: 2186-2303

© The International Academic Forum 2016
The International Academic Forum (IAFOR)
Sakae 1-16-26-201
Naka Ward, Nagoya, Aichi
Japan 460-0008
www.iafor.org

Table of Contents

<i>Examining DOH's National Safe Motherhood Program as a Policy Addressing the Increasing Trend in Philippine Maternal Mortality Ratio</i> Karla Camille N. Ruiz	pp. 1 - 14
<i>An Analysis on the Need for the Philippine Mental Health Act to be Made Law</i> Louin T. Adayo	pp. 15 - 23
<i>The Participation of Young Refugees in Programme Designing: Social Inclusion and the Restoration of Cultural Normalcy in the Philippines</i> Aimee Francesca Terrenal	pp. 25 - 41
<i>Syria's Relations with the European Union under the Barcelona Process: 1995-2010</i> Akanksha Gupta Ranjith Rebello Archana Gupta	pp. 43 - 56
<i>How and Why Students Learn and Its Implications on Academic Achievement</i> S. Chee Choy Daljeet S. Sedhu	pp. 57 - 68
<i>Behavior and Satisfaction of Thai Tourists Towards Cultural Tourism Through Homestays in a Community Enterprise in Thailand</i> Sineenat Remlawan Chatchai Tritham	pp. 69 - 81
<i>Job Safety Knowledge and Apply Job Safety Analysis for Small and Medium Enterprises: At Chacheongsao Chonburi and Rayong Province</i> Jarut Dhitivara Kitiwong Sasuad	pp. 83 - 89
<i>Ethnicity and Community History Related to Active Aging Development at Sao Cha-Ngok Subdistrict, Bangkla District, Chacheongsao Province, Thailand</i> Phakphoom Lobdhom	pp. 91 - 98
<i>Investigation on Behaviors and Affection on Teachers and Students Rising From Use of Tablet on Integrated Learning in Primary School</i> Saifon Sekkhunthod	pp. 99 - 108
<i>Participation of Family in Promoting Quality of Life for Elderly</i> Aungkana Koolnapadol	pp. 109 - 114
<i>Social Justice: Widows' Perspectives</i> Poornima Sajive Nair	pp. 115 - 126

<i>Human Capital of Teachers and Education Personnel Affecting the Student with Learning Disabilities in Elementary Schools</i> Pannarai Subsandee	pp. 127 - 139
<i>Local Wisdom in Weaving Reed Mats by Designing Patterns at Community Enterprise of Kok Mat Transformation in Ban Sang District</i> Laksanaporn Rojpitakkul	pp. 141 - 153
<i>Data Management of Standard Test and Assessment O-Net From Students Grades 6 And 9 During the Year 2010 And 2013</i> Nuengruthai Mekwathat	pp. 155 - 165
<i>Factors Affecting the Quality of Life of the Elderly in the Eastern Provinces</i> Kitiwong Sasuad	pp. 167 - 176
<i>The Study of an Impact of Immigrant-Worker on Public Health: A Case Study in Sakaeo Province, Thailand</i> Nawasanan Wongprasit	pp. 177 - 186
<i>The Study of Primary Educational Students with Immigrant-Worker Parents in Sakaeo Province, Thailand</i> Wichit Saengsawang Nawasanan Wongprasit	pp. 187 - 196
<i>Revitalizing the Indonesian National Values to Strengthen the Nation's Character</i> Prima Roza Dicky R. Munaf Asep Wawan Jatnika Tri Sulistyaningtyas Yani Suryani	pp. 197 - 206
<i>World Maritime Axis, Media and Indo-China Discourse</i> Asep Wawan Jatnika Prima Roza Dicky R. Munaf Ferry Fauzi Hermawan Tri Sulistyaningtyas	pp. 207 - 214
<i>ASEAN Community 2015: Model for Managing International Labour Migration in Thailand</i> Tharita Sattayarak	pp. 215 - 226
<i>Assessment of Impact of Atmospheric Nitrogen Deposition on European Russia Forest</i> I. Kudrevatykh N. Ananyeva K. Ivashchenko	pp. 227 - 236

- Determinants of Profitability of Rice Farming in Peri-Urban Area, Bangkok, Thailand*
Sasima Fakkhong
Suneeporn Suwanmaneepong pp. 237 - 247
- Contributing and Inhibiting Factors of Cultural Adjustment*
Anya Hommadova pp. 249 - 261
- Analysis of Linguistic Features and Functions in News Editorial Discourse Related to Social Issues in the ASEAN Community*
Nanthiya Silachai
Kornwipa Poonpon pp. 263 - 273
- Research of Users' Emotional Responses to Interactive Advertisements in Waiting Space*
Pung Yu Chen
Li Shu Lu pp. 275 - 287
- Exploring Triangle Centers in Euclidean Geometry with the Geometry Explorer*
Charuwan Singmuang pp. 289 - 298
- The Use of Social Media in European Union Enterprises - Comparative Study*
Aleksandra Ptak
Tomasz Lis
Paula Bajdor pp. 299 - 311
- Seriously Funny: An Autoethnographic Investigation Into Humour's Subversive Power*
Megan Green pp. 313 - 322
- A Virtualization-Based Laboratory for Learners' Hands-On Skills of Hacking*
Jung-Lung Hsu
Kuo-Ming Hung
Wu-Yuin Hwang
Huey-Wen Chou pp. 323 - 328
- UN Essentials or Reinventing the Wheel: Rising Powers and the Decline of Trilateralism in Middle East Peace-Making*
Ian Nelson pp. 329 - 337
- Urban Governance and 'Human' Development Challenges in India*
Vandana Mishra pp. 339 - 346

- Problem Identification and Prioritization Methods: Significant Steps of Forest Policy Formulation Based on Public Participation*
 Jariyaporn Masawat
 Saowalak Roongtawanreongsri
 Prakart Sawangchote pp. 347 - 354
- Suicide Prevention as Governance: Suicide Discourses in Post-Martial Law Taiwan*
 Yi-Han Huag pp. 355 - 367
- The Design and Experience Model of Mixed Reality Interactions in Museums*
 Chan-Li Lin
 I-Chu Chen
 Wei-Ling Wu pp. 369 - 376
- Framing of Nuclear Discourse at 5-Year Memorial of the Great East Japan Earthquake by Two English Newspapers in Japan*
 Theodore Fernando
 Thomas Varkey pp. 377 - 395
- Ecovillage and Its Application in Thailand*
 Rachada Boonkaew
 Saowalak Roongtawanreongsri pp. 397 - 403
- Ecosystem Services of Rubber Agroforestry System: A Review*
 Narun Nattharom
 Saowalak Roongtawanreongsri
 Sara Bumrungsri pp. 405 - 413
- Teaching and Learning: The Approaches of a Modern Environmental Regulator*
 Grant Pink
 Jane Hudson pp. 415 - 434
- The Factors Attributing the Successful Management for Mango Orchards in Chachoengsao Province, Thailand*
 Suchanat Pattanavongngam pp. 435 - 443
- The Influence of Religious Beliefs on Participation of the Public for Local Government in Thailand: A Conceptual Perspective*
 Eakachai Chaida,
 Suwicha Seangroongpet
 Pannarat Kankraisri
 Chatchai Tritham pp. 445 - 456
- Examining the Concept of a Special Relationship: A Study of Indonesia-Malaysia Relations*
 Ho Ying Chan pp. 457 - 472

Examining DOH's National Safe Motherhood Program as a Policy Addressing the Increasing Trend in Philippine Maternal Mortality Ratio

Karla Camille N. Ruiz, De La Salle University, Philippines

The Asian Conference on the Social Sciences 2016
Official Conference Proceedings

Abstract

The Philippine Government has been actively trying to address issues pertaining to maternal health since the inception of the MDGs. Yet, despite its efforts to reduce the MMR in the country, the MMR trend continues to be high and increasing. As such, the creation of the *National Safe Motherhood Program* by the Department of Health aimed to respond on past and present policy issues on Maternal Health. The policy proposed focuses on creating an environment where it could promote safer pregnancy and childbirth through fundamental societal dynamics with strong feedback mechanism coming from affected sectors. Hence, this study aims to analyze the progress of the said policy through a Normative Approach under a Multiple Streams Analysis Framework. This is done in order to create a concrete means of understanding how the DOH's policy addresses the increasing trend in the Philippine MMR. Ultimately, the *National Safe Motherhood Program* still has a lot of aspects that it needs to improve on given that some of the issues it tries to solve have sub issues that need to be addressed as well. Particularly, structural and procedural levels do have inadequacies that hamper the progress needed in combatting the high Philippine MMR. Yet, the fact that it acknowledges a number of problems from past experience allows it to have enough room for improvement through better programs and incentives that would further motivate LGUs and the private sector in adopting the government's policy.

Keywords: Development, Maternal Health, Maternal Mortality Ratio, Public Policy

iafor

The International Academic Forum
www.iafor.org

Introduction

The Philippine Government has been actively trying to address issues pertaining to maternal health since the inception of the Millennium Development Goals [MDGs]. It has been consistently augmenting its over-all health expenditure through allocating a larger amount of its budget towards projects under the supervision of the Department of Health [DOH] (Legislative Budget Research and Monitoring Office [LBRMO], 2013; DOH, n.d.). These efforts in increasing the health budget were in line with DOH's attempt in reducing infant and child mortality rates and the maternal mortality ratio [MMR].

However, despite DOH's attempt to improve the country's MMR status, according to the United Nations Children's Fund [UNICEF], in 2011, every day approximately 13 mothers or around 5,000 every year die from pregnancy-related complications in the Philippines. With the MDGs targeting 52 deaths per 100,000 live births, the Philippine's current ratio of 221 per 100,000 live births is relatively high compared to other ASEAN countries that have a similar funds disbursal pattern.

The current situation is attributed to a couple of factors but, one key aspect that needs to be examined is the policy side that contains all the projects, objectives and goals that the public and private health sector needs to accomplish. As such, DOH's *National Safe Motherhood Program* main thrust is collaboration with Local Government Units [LGUs] in combatting maternal and childcare issues by implementing programs that improve services catering to mothers and newborns. Under the said program, the Philippines aims to abide with MDG 5 that promotes the improvement of maternal health. The policy proposed focuses on creating an environment where it could promote safer pregnancy and childbirth through fundamental societal dynamics with strong feedback mechanism coming from the affected sectors.

Examining recent related maternal health policies instituted under the former Arroyo and current Aquino administration, they have similar target points such as collaboration with LGUs, reaching rural and far-flung areas and implementation of programs and seminars that try to improve the skills of health officers. This just goes to show that the problem is chronic despite constant efforts to combat it. As a result, the country is suffering from high MMR.

Literature Review and Problem Discussion

The urgent need to prioritize maternal health comes from the fact that there are two lives at risk whenever a complication occurs. Moreover, even after giving birth, the mother still faces certain risks since she is still recovering from the stress imposed on her body while delivering the baby. On her way to recovery, her baby, as well as other members of her family, is affected since they have emotional, physical and financial bonds. Hence, motherhood requires special considerations since their wellbeing not only affects their own lives but their families as well. As such, it is alarming to know that despite the presence of programs such as *Unang Yakap*, *Maternal and Child Health Integrated Program [MCHIP]* and *Health Sector Reform Agenda: FOURmula One Program* along with certain DOH memoranda such as A.O 2008-0029 that are in

line with the government's maternal health objective of lowering the Philippine MMR and reaching MDG5, the country is still struggling to solve the problem.

In 2008, under the Arroyo Administration, DOH created A.O. 2008-0029 or Implementing Health reforms for rapid reduction of Maternal and Neonatal Mortality. According to its Manual of Operations [MOP], this policy was developed as a means of assisting both DOH and LGUs in implementing health programs that target rapid reduction in maternal and neonatal mortality by improving women and children's health (DOH, 2009). By strengthening the Basic Emergency Obstetrics and Newborn Care or [BEmONC] and Comprehensive Emergency Obstetrics and Newborn Care [CEmONC] programs in the country, the program aims to combat the current MMR trend. However, the materialization of the goals forwarded by this program were challenging since LGU funding for health remains to be the primary source for its operations on Maternal, Neonatal and Child Health and Nutrition [MNCHN] activities despite majority of LGUs lacking financial capacity.

Looking at the burden held by LGUs, the operationalization of health facilities through the Service Delivery Teams is questionable because at the community level, the Community and Women's Health Teams are expected to be capacitated while at the facility level, BEmONC and CEmONC Teams, Itinerant Teams and Social Hygiene Clinic Teams are aimed to be utilized. At the same time, in sustaining the service delivery of MNCHN, members such as health and local government leaders and skilled professionals for birthing are anticipated to be trained towards its optimum level of competence. Yet, if the LGU does not have sufficient funds then the programs cannot be translated into reality.

Similarly, in Herrera, Roman and Alarilla's (2010) work, they pointed out how majority of DOH's financial resources are placed in the salaries and maintenance of the public hospitals, therefore limiting resources available for capacity building. This is in addition to the general plight of health services in the country being limited towards the higher income brackets due to high percentage of goods and services depending on out-of-pocket expenditures. Given such circumstance, in assessing the Health Sector Reform Agenda: FOURmula One Program, issues on availability and quality of healthcare still linger. They also point out how the lacks of social insurance and free services have greatly hampered access for health needs. As such, the allocation of DOH budget along with the regressive health system has contributed greatly to the lack of progress in health services in the country (Herrera, Roman, and Alarilla, 2010).

Additionally, in a World Health Organization [WHO] study conducted in 2011, the urgency in addressing the MMR issue is magnified through the conditions of mothers found in the poorest quintiles where their lack of educational background limits their capacity to comprehend complex administrative requirements that hamper their utilization of PhilHealth benefits (WHO, 2011). Their exclusion also has implications in their households considering that they are given the least rates of health assistance thus restricting health services they could receive in order to perform better their daily livelihood and domestic tasks.

In these studies, Maternal Health Policies are programs initiated by the executive branch of the government to address issues on health financing and social protection

that aims to improve the wellbeing of mothers and their children. Yet, inasmuch that different policies have been initiated, the data presented shows an urgent need in addressing the problem on Philippine Maternal Health considering that it is still suffering from a major health setback along with an apparent problem in its distribution capacity for health budget share. Thus, examining how policies have tried to address the problem on maternal health would yield fruitful by identifying what particular problems it tries to solve under the parameters offered by Political, Social and Economic environment.

The creation of the National Safe Motherhood Program is one of the DOH's means of trying to curb the MMR by utilizing collaboration with LGUs in combatting maternal and childcare issues through implementing specific measures that could improve services catering mothers and newborns. The shift in responsibility towards regional, provincial and municipal governments is in accordance with the Decentralization that happened in the Philippines in 1991 where certain central government responsibilities were transferred towards LGUs. As such, LGUs became front-runners in providing goods and services for their constituents.

Under the said program, the Philippines aims to abide with MDG 5 or the improvement of maternal health. Considering that developing countries have a hard time lessening its vulnerability against this problem, the policy aims to promote a safer pregnancy and childbirth environment through strong social relations that empowers every sector. Doing so allows them to have a voice in decision-making matters related to this endeavor with the aim of ensuring quality health care is easily delivered and accessed by citizens under the hands of competent doctors, nurses and midwives (DOH, 2013).

As such, the potential offered by the *National Safe Motherhood Program* as a policy should be reviewed in order to assess better its capability in addressing issues pertaining to the Philippine MMR. In doing so, the MMR issue could be addressed in a holistic and comprehensive approach that better exemplifies what appropriate tools are needed in creating an MMR policy.

Methodology

The analysis for this study was conducted through a Normative Approach as observed from 2001 up to the current maternal health environment. WHO, UNDP and DOH's articles on the Philippine Maternal Health System vis- -vis the DOH's *National Safe Motherhood Program* under a Multiple Streams Analysis Framework support such review. This is done in order to create a concrete means of understanding how the DOH's policy addresses the increasing trend in the Philippine Maternal Mortality Ratio.

By tackling the Problem, Politics and Policy Streams, the interaction of these factors are assessed in the hopes of creating an adequate comparison as to how the Policy Stream tries to answer the Problem Stream as well as compensate for any conflict found in the Politics Stream. However, this study would primarily focus on the Policy Stream in order to assess whether the program has targeted the problems leading to maternal deaths.

Analysis and Discussion of Results

The problem stream primarily tackles the increasing trend in MMR despite efforts to curb it. Looking at the current situation, it can be seen that different factors ranging from economic to socio-political aspects have affected the accessibility and sustainability of maternal health services. As such, the policy stream aims to address the problem through the *National Safe Motherhood Program* where its program objectives aim to address, first, the shift in responsibility towards regional, provincial and municipal government offices in performing central government tasks as a result of the devolution of the Philippine Maternal Health System and second, establishing core knowledge base and support system.

These two goals aim to address the maternal health needs of Filipino women especially those mothers forming the poorest quintiles that have the least rates of health assistance due to their incapacity to comprehend complex administrative requirements that hampers their utilization of PhilHealth benefits (WHO, 2011). Such move is in line with the politics stream where the Inclusive Growth Strategy under the Aquino Administration aims to upgrade facilities designated to provide emergency obstetrics and newborn care within the *Kalusugan Pangkalahatan* framework.

Looking at these two primary objectives, its aim to resolve the main problems associated with maternal health seem promising at it tries to utilize resources that have a crucial impact on the success of maternal health programs. However, in spite of its promising start, the political aspects still shows setbacks since LGUs as local agents still struggle to unite its personal goals with that of the central government. As such, their own preferences on what to prioritize and how much they would spend for these projects are ascertained due to the prevalence of asymmetric information anchored on lack of transparency and accountability that they possess.

As such, the two components of the *National Safe Motherhood Program* namely, Local Delivery of the Maternal- Newborn Service Package and National Capacity to sustain Maternal-Newborn services aim to sufficiently support the program's main objectives. The first component was designed to give LGUs the capacity to mobilize the vast network of public and private service providers for the delivery of the integrated maternal-newborn service package in each province and city through Women's or Community Health Teams, BEmONC Teams and CEmONC Teams (DOH, 2013). Meanwhile, the second one aims to provide the longevity needed in creating consistency for the provision of health services.

The Women's or Community Health Teams, as part of the policy, focus on poor implementation of programs targeting maternal health issues as observed in previously conducted studies on Philippine Maternal Health and Community Participation due to socio-cultural and historical traditions (Ramiro, Castillo, Tan-Torres, et al., 2001) that hamper the effectiveness of promoting its cause. Such circumstance led to the community's lack of understanding on the devolution of the health system and the roles they play in health decision-making hence, limiting their empowerment to provide change in the provision of health amenities (Ramiro, Castillo, Tan-Torres, et al., 2001).

The second one focuses on the creation of BEmONC Teams for the delivery of basic maternal health services that are needed in delivering preventive and curative services that lower any potential threat for the mother and child's life considering that these services are offered near their home's vicinity. Moreover, the presence of the CEmONC Teams were utilized to perform emergency obstetric functions similar to BEmONC provider facilities with the additional task of providing surgical delivery, blood bank transfusion services, and other highly specialized obstetric interventions (DOH, 2009) needed in assuring that mothers and their children are given required attention for their survival.

Given the justification for creating these teams, the effectiveness of projects carried out by these groups cannot be easily surmised, as it has only been three years since they have been delegated with their tasks. However, in relation to the political aspect for this program, inequities are still apparent where public health workers that have been commissioned to serve in communities are still concentrated in NCR and Luzon (WHO, 2011).

Likewise, the capability to sustain Maternal-newborn services is anchored on the establishment of Reliable Sustainable Support Systems for Maternal-Newborn Service Delivery. By offering adequate medical attention and support system crucial for the well-being of the mother and child, programs are geared towards lowering any potential risks and complications associated with the pregnancy. Yet, such goal has been dampened by its limited accessibility. It has been shown that access towards trained prenatal care providers that could lessen these problems is associated with a woman's educational attainment. It has been proven through studies that access for health services is higher as women's educational attainment is higher (Rogan and Olve a, 2004) thus, government efforts are meant to equitably distribute the services especially for those who have lower level educational backgrounds.

Moreover, looking at current data, we see that the distribution of health goods is still focused in certain areas. This has resulted in limited access for these drugs where some areas have been forced to dispensing medicine without pharmacists in remote clinics, RHUs, and government hospitals even though there is a law that prohibits such practice (WHO, 2011). Thus, inasmuch that there is a drive to increase accessibility, the fact that majority of the supply for medicines are still privately controlled means that its availability is still significantly limited.

As such, the Manual of operation together with the Referral manual is meant to develop and utilize an integrated communication strategy that would entice women to be more participative and more aware of their health needs. Doing so would encourage them to properly seek health information and services before, during and after pregnancy (Asian Development Bank [ADB]. 2007). Also, as part of the policy aspect, through the Network of Training Providers, Monitoring, Evaluation, Research and Dissemination, assessing the necessary improvement and issues that need to be addressed are given priority. This is critical particularly in addressing the fact that despite an increase in public financing, regional terms for this remain low. Hence, out-of-pocket spending increases the vulnerability, particularly the poor, towards illness due to inaccessibility of services that could cure them. As for the utilization of social health insurance like PhilHealth, its coverage consists only a tenth of the country's total health expenditures (WHO, 2011). This shows the regressive condition

of health financing in the country where the upper income quintiles have a larger share of the benefits offered by public facilities while the two lowest income quintiles have the least PhilHealth coverage and lowest PhilHealth utilization rates (WHO, 2011).

Furthermore, although BEmONC trainings are being conducted for the RHU or DHC-based teams, geographical issues pertaining to LGU coverage, Referral Hospital and other primary level RHUs and Barangay Health Stations [BHSs] concerns have been addressed. Yet, a post-evaluation of these trainings, particularly in Leyte, shows that there are issues that need long-term regular follow-up. Problems regarding administrative jurisdiction such as hospitals being under the Provincial Governments while RHUs are under Municipal LGUs, inadequacy of resources due to shortage in trained manpower, transportation and logistics, as well as conflicting schedules among team members are just some of the obstacles the need to be addressed in fine-tuning the program (DOH-Regional Office 8, PHO Leyte, Ormoc CHD and Project for Strengthening Maternal and Child Health Services in Eastern Visayas, 2014). As for CEmONC related activities, there are still problems regarding the equitability in access for it. For example, Region II has a 90% rate of accessibility although some provinces and municipalities are still below 50% due to problems on allocation of financial support (United Nations Development Programme [UNDP], 2014).

Given the problems faced in the programs under the *National Safe Motherhood Program*, the need for DOH's guidance and stewardship allows for the incorporation of transparency and accountability that affects the performance of these entities and what factors motivate them to pursue a particular path such as effective resource use and strengthening LGU governance over time (ADB and World Bank [WB], 2005). As such, support systems for Maternal-Newborn service delivery allows for diversification of funding and tangible sources principally driven by the development of a client classification scheme since in Romualdez' work in 2010 he discussed how upper income groups consisting 25% of the population rely on privately provided healthcare that have better equipment and assistance while the remaining 75% have to use public medical providers ((Herrera, Roman, and Alarilla, 2010).

This pattern is also ostensible as pointed by WHO since health financing in the Philippines is regressive. Upper income households have a greater share in the distribution of benefits delivered by public facilities. Given these prior considerations, DOH having the over-all technical authority on health by providing national policy direction and developing national plans, technical standards and guidelines on health, has the power to find alternative means in regulating all health services and products, and providing special or tertiary health care services and of technical assistance to other health providers especially to local government units.

Hence, the *National Safe Motherhood Program* still has a lot of aspects that it needs to improve on given that some of the issues it tries to solve have sub issues that need to be addressed as well. Yet, the fact that it acknowledges a number of problems from past experience, allows it to have enough room for movement it needs in constructing better programs and incentives that would further motivate LGUs and the private sector in adopting its programs. Comparatively, in DOH's assessment of its over-all performance for the *National Safe Motherhood Program*, they concluded that in relation to the program's 3 indicators namely, antenatal care, facility-based delivery

and post-natal care, as of December 2012, the program accomplishment is approximately 65%. This is 5% short of its 70% goal where it attributed its underperformance on low post-natal coverage of 52% as well as technical, operational, and hierarchical issues such as procurement, differences in priorities and LGU organizational structures (DOH, 2013). Similarly, both assessment shows that the structural and procedural levels do have inadequacies that hampers the progress needed in combatting the high Philippine MMR.

Table 1 Multiple Streams Analysis for the *National Safe Motherhood Program*

Policy Stream	Problem Stream	Politics Stream
PROGRAM	MAIN PROBLEM BEING ADDRESSED BY THE POLICY	EFFECTIVENESS OF THE PROGRAM USED IN ADDRESSING THE PROBLEM/ POLITICAL ENVIRONMENT UNDER WHICH THE POLICY WAS IMPLEMENTED
Collaborating with Local Government Units	Establishing a sustainable, cost-effective approach in the delivery of health services that ensures access to services and facilities for the disadvantaged women in order for them to enjoy acceptable and high quality maternal and newborn health services.	LGUs as local agents still struggle to unite its personal goals with that of the central government.
Establishing core knowledge base and support systems	The number of LGUs that have the capacity to address emergency situations are still limited since the management for this type of circumstances are still dependent on the political will of the LGU that wants to initiate an emergency management system (WHO, 2011)	Integrating the Inclusive Growth Strategy that draws majority into the economic and social mainstream and as such offer potentially improved services by strengthening the foundation for infrastructure and services for maternal health
Creation of: 1. Women's/ Community Health Teams 2. BEmONC Teams	Targeting maternal health issues as observed in previously conducted studies on Philippine Maternal Health and	In that short span of time that these public health workers have been commissioned to serve in communities,

3.CEmONC Teams	<p>Community Participation due to socio-cultural and historical traditions (Ramiro, Castillo, Tan-Torres, et al., 2001) that hamper the effectiveness of promoting its cause.</p> <p>Problems related to geographic access is addressed--given the premise that women living in mountains, forests or any place away from civilization are generally discouraged to access health services due to travel constraints that increase costs for availing such necessities (DOH, 2009).</p>	the inequities are still apparent since health facilities and human resources are still concentrated in NCR and Luzon (WHO, 2011).
<p>Establishment of:</p> <ol style="list-style-type: none"> 1.Manual of operation 2.Referral manual 3.BEmONC Protocol 4.CEmONC curriculum and protocol for service delivery 5.Maternal death reporting and review protocol/ Issuance of relevant policies 	<p>Provide input on maternal geographic information required in providing a more accurate gauge on the effect of public health facilities on maternal health.</p> <p>BEmONC trainings being conducted for the RHU or DHC-based teams aimed to address geographical issues pertaining to LGU coverage, referral hospital and other primary level RHUs and Barangay Health Stations [BHSs] concerns</p>	<p>BEmONC trainings: A post-evaluation of these trainings, particularly in Leyte, shows that there are issues that need long-term regular follow-up.</p> <p>Problems regarding administrative jurisdiction such as hospitals being under the Provincial Government while RHUs are under Municipal LGUs, inadequacy of resources due to shortage in trained manpower, transportation and logistics, as well as conflicting schedules among team members are just some of the obstacles the need to be addressed in fine-tuning the program (DOH-Regional Office 8, PHO Leyte, Ormoc CHD and Project for</p>

		<p>Strengthening Maternal and Child Health Services in Eastern Visayas, 2014)</p> <p>CEmONC related activities: There are still problems regarding the equitability in access for it.</p>
<p>Institution of:</p> <ol style="list-style-type: none"> 1. Monitoring, Evaluation, Research and Dissemination 2. Improved quality of FP counseling and expanded service availability 3. Integration of STI screening into the antenatal care and Family planning protocols. 	<p>Aimed to alleviate the health condition of the poor through accessibility of services that could cure them.</p> <p>Address the regressive condition of health financing in the country where the upper income quintiles have a larger share of the benefits offered by public facilities while the two lowest income quintiles have the least PhilHealth coverage and lowest PhilHealth utilization rates (WHO, 2011).</p>	<p>As for the utilization of social health insurance like PhilHealth, its coverage consists only a tenth of the country's total health expenditures (WHO, 2011)</p>
<p>Creation of:</p> <ol style="list-style-type: none"> 1. Reliable Sustainable Support Systems 2. Support systems for Maternal-Newborn service delivery 	<p>Access towards trained prenatal care providers that could lessen these problems associated with a woman's educational attainment. It has been proven through studies that access for health services is higher as women's educational attainment is higher (Rogan and Olive a, 2004)</p>	<p>Distribution of health goods is still concentrated in certain areas. This has resulted in limited access for these drugs where some areas have been forced to dispensing medicine without pharmacists in remote clinics, RHUs, and government hospitals even though there is a law that prohibits such practice (WHO, 2011).</p> <p>Majority of the supply for medicines are still privately controlled means that its accessibility is still</p>

		significantly limited.
DOH provides stewardship and guidance	Incorporation of transparency and accountability that affects the performance of these entities and what factors motivate them to pursue a particular path such as effective resource use and strengthening LGU governance over time (ADB and World Bank [WB], 2005)	25% of the population rely on privately provided healthcare that have better equipment and assistance while the remaining 75% have to use public medical providers (Herrera, Roman, and Alarilla, 2010)

Conclusion

The increasing trend in the Philippine MMR shows how the interaction among the Politics, Problem and Policy Stream has greatly influenced how the country has handled the problem. Given such circumstance, the *National Safe Motherhood Program* tried to tackle the pertinent problems being faced in combatting maternal health problems and has slightly succeeded in doing so. Admittedly, they have made progress towards creating valuable plans, trainings and activities that contributed to the improvement in the handling of maternal health concerns however, it still lacked proper coordination and structural cohesiveness for it to function properly.

Reviewing the two primary objectives of the *National Safe Motherhood Program* where it aim to foster better partnerships with the LGUs and at the same time create a strong core base knowledge for maternal health, the process by which its main objectives were handled has somewhat underperformed. Considering that, in spite its promising start, LGUs as local agents still struggle to unite its personal goals with that of the central government. This had led to LGUs prioritizing their own preferences and particularly spending on projects they want rather than aligning it with the national objectives.

Furthermore, doubts on the effectiveness of projects carried out continue to persist despite the program's presence. Problems regarding capacity and distribution of health workers posed as a threat on how programs are to be carried out since majority are found in NCR and urban areas but those who are direly in need for medical assistance are found in rural areas. Assessing the access for drugs also show the same scenario where 50% of the 3000 plus drugstores are located in NCR while the rest are found in urban areas in other regions. Such circumstance shows the unequal distribution of resources thus, inasmuch that good programs are created in addressing the MRR issues if there are no means of properly implementing it then such initiative would go to waste.

In understanding better the plight being faced by the Philippines in addressing the increasing MRR trend, further research can be done by introspecting other possible sources of problems that hamper the success of MMR programs. Other perspectives could be examined such as the difference in class income, geographical attributes and

regional variations in order to see how these may have significant contributions as to how policies have been undertaken and what possible changes could be done to improve it.



References

Asian Development Bank [ADB] (2007). Philippines: Women's Health and Safe Motherhood Project. PROJECT PERFORMANCE EVALUATION REPORT IN THE PHILIPPINES- Operations Evaluation Department

ADB and World Bank [WB] (2005). *Decentralization in the Philippines: Strengthening Local Government Financing and Resource Management in the Short Term. Philippines: A joint project of ADB and World Bank*

Department of Health [DOH] (n.d.) *Department of Health CY1991-2012 budget appropriation*. Retrieved from <http://www.doh.gov.ph/dohbudget.html>. Last Access September 20, 2015

DOH (2009). Implementing Health Reforms towards rapid reduction in Maternal and Neonatal Mortality: Manual of Operations. Retrieved from <http://www.doh.gov.ph/sites/default/files/maternalneonatal.pdf>. Last Access September 20, 2015

DOH (2013). National Safe Motherhood Program. Retrieved from: <http://www.doh.gov.ph/content/national-safe-motherhood-program.html>. Last Access September 20, 2015

DOH-Regional Office 8, PHO Leyte, Ormoc CHD and Project for Strengthening Maternal and Child Health Services in Eastern Visayas (2014). Inter-Local Health one and City Based Supportive Supervision for BEmONC and MNCHN Strategies. Retrieved from http://www.jica.go.jp/project/english/philippines/004/materials/c8h0vm000048sg96-att/supervision_manual.pdf. Last Access September 20, 2015

Herrera, M.E., Roman, F. and Alarilla, M.C. (2010). Overview of Health Sector Reform in the Philippines and Possible Opportunities for Public-Private Partnerships. *Asian Institute of Management: Business and Development Research, Working Paper 10—002*

Legislative Budget Research and Monitoring Office [LBRMO] (2013). Health Sector Budget: An Analysis. *LBRMO Budget Facts & Figures, Volume 1, Issue 2 April-June 2013*

Ramiro LS, Castillo FA, Tan-Torres T et al. (2001). Community participation in local health boards in a decentralized setting: cases from the Philippines. *Health Policy and Planning* 16 (Supplement 2): 61–9.

Rogan, S. and Olive a, V. (2004). *Factors Affecting Maternal Health Utilization in the Philippines*. 9th National Convention on Statistics (NCS)

United Nations Development Programme [UNDP] (2014). Consolidated Annual Report on Activities Implemented under the Joint Programme on Maternal and Neonatal Health: REPORT OF THE ADMINISTRATIVE AGENT FOR THE

PERIOD 1 JANUARY – 31 DECEMBER 2014. Multi-Partner Trust Fund Office Bureau of Management United Nations Development Programme. Retrieved from <https://info.undp.org/docs/pdc/Documents/PHL/2014%20APR%2090985%20JPMNH.pdf>.

United Nations Children's Fund [UNICEF] (2011). *Maternal and Newborn Health Country Profiles: Philippines*. Retrieved from http://www.unicef.org/philippines/MNH_Philippines_Country_Profile.pdf

World Health Organization [WHO] (2011). The Philippines: Health System Review. *Health Systems in Transition, Vol. 1 No.2 2011*

Contact email: karla_ruiz@dlsu.edu.ph



An Analysis on the Need for the Philippine Mental Health Act to be Made Law

Louin T. Adayo, De la Salle University, The Philippines

The Asian Conference on the Social Sciences 2016
Official Conference Proceedings



iafor

The International Academic Forum
www.iafor.org

I. Introduction

Mental disorders have become a leading cause of disease burden and disability worldwide. An estimated 450 million people annually are suffering from mental health problems. 1 in 4 people will be affected by a mental, brain, or neurological disorder at some point in their life (World Health Organization, 2001).

The World Health Organization (WHO) reported in 2002 that an estimated 154 million people globally suffer from depression, 25 million people from schizophrenia, 91 million people are affected with alcohol use disorders, and 15 million individuals have drug abuse disorders. In addition, a report by WHO revealed that another 50 million people are suffering from epilepsy and 24 million people suffer from Alzheimer's disease and other dementias (WHO, 2012). And statistically, there is an increase of these mental health conditions around the world year by year (Dioquino, 2014).

The 66th World Health Assembly in 2013 formulated the *Comprehensive Mental Health Action Plan for 2013-2020* urging governments of United Nation (UN) member-states to make commitments in improving mental health (WHO, 2014). Any attempts to increase social capital, to promote human development, and to reduce poverty will be hindered if mental health and psycho-social issues in a population will not be addressed. Not making "mental health considerations are not only a lost opportunity, but an economic and humanitarian risk to societies as a whole" (World Bank, 2004). Mental illnesses have enormous costs on individuals and communities. Untreated mental disorders lead to various socio-economic burdens (Corrales, 2013). Mental health issues should not be isolated from other areas of development, like education, employment, emergency responses, and human rights capacity building. Mental health, which is integral to holistic health, is also fundamental to development (WHO, 2012).

Regionally, the *Asia-Pacific Economic Cooperation (APEC) Roadmap to Promote Mental Wellness in a Healthy Asia Pacific (2014-2020)* highlighted that "mental health is critical to overall health, social and economic participation, workplace productivity, and sustainable economic growth for the Asia Pacific region." In this official agreement, APEC member countries recognize the significant economic benefits of a mentally healthy population. It also acknowledges that inaction by APEC member-nations "to prioritize and strengthen mental health will result in costs that impede the achievement of economic development goals while threatening the wellbeing of communities and workplaces." (Tolentino, 2015).

With the *Comprehensive Mental Health Plan*, the World Health Assembly highlighted four primary objectives. They are: to implement strategies for promotion and prevention in mental health, to strengthen effective leadership and governance for mental health, to provide integrated and responsive mental health and social care and treatment, and to strengthen information system, evidence, and research for mental health (WHO, 2015).

The Philippines is not spared. The country is also plagued with a rising number of people affected with mental health conditions. Almost 1 in every 100 households has a member with a mental disorder (DOH-SWS, 2004). In 2003, it was discovered that

suicide was the 9th leading cause of death among 20-24 years old Filipinos (DOH, 2003). Worse, there is still an alarming shortage of mental health professionals and facilities in the country. In fact, there is only a 0.46 psychiatrist for every 100,000 Filipino ratio. There are only 2 major mental health hospitals in the country found in the National Capital Region. Furthermore, stigma and discrimination against mental health and its consumers (the people suffering from mental disorders) remain very widespread (Octaviano, 2015). Considering all these facts, Philippines still has no comprehensive mental health law, unfortunately. The country still has no formal legal framework to expansively promote mental health, to protect the rights of those with mental disorders, and to provide widely readily-available, affordable, and equitable mental healthcare services and treatment particularly to the poor sectors of society (Legarda, 2014).

With this paper, I attempt to examine the reasons why Philippines needs a robust legislation for mental health. There exists a Philippine Mental Health Act bill currently, also known as Senate Bill No. 2450, formulated by Senator Loren Legarda in 2014. At present, it is still being lobbied in the Philippine legislative houses 2 years after it was proposed. This paper will also attempt to analyze the different trends toward mental health locally in the country and in the world. These trends should urge the Filipino government to implement a national mental health law. What is mental health to do with nation development? “To invest in mental health is to invest in national development. To have a mentally healthy and mind-strong Filipinos is to raise our national competency and resilience. We need a mentally stable citizenry to attain sustained growth and development” (Octaviana, 2015).

II. Overview of Literature and Problem Discussion

The WHO reported in 2001 that 1 in 4 people will have mental or neurological disorders at some point in their life. 450 million people estimated are suffering from mental conditions annually. The report *Health for the World's Adolescents* by WHO in 2014 has shown that depression is the most dominant cause of illness and disability for boys and girls from 10 to 19 years of age. Suicide is cited as the 3rd leading cause of death among adolescents around the world. 1.3 million young people died in 2012 alone because of suicide (Planco, 2015).

In 2011, WHO named the Philippines as the country with the highest incidence of depression in Southeast Asia. The Department of Health (DOH) reported that there were over 4.5 million cases of depression in 2014. DOH said that in 90 people with depression, only 30 of these will seek treatment. The other 60 people will be ashamed to get professional help because there is still stigma surrounding mental illness. Moreover, WHO observed that millions of people with mental disorders all over the world, including in the Philippines, are secluded, discriminated, and stigmatized. Mentally ill Filipinos, especially from disadvantaged sectors, are not given proper and adequate medical attention. They are not served appropriately by the national government's acute mental health programs and services. Furthermore, insufficiency of qualified mental health professionals and limited and aging facilities continue to dominate mental health in the Philippines (Shahani, 2015).

The exponential costs of mental health conditions are increasing globally. The global economy loses an estimated 1 trillion annually to mental disorders (Reuters, 2016).

The World Health Assembly's resolve in 2012 urged the national health, education, and health sectors of each UN member nations to respond appropriately to reduce significantly the costs and burden of mental health conditions (Planco, 2015)

In 2013, the *Comprehensive Mental Health Action Plan for 2013-2020* was made to urge governments to improve mental healthcare in their countries. The overall targets of the action plan are: the promotion of mental well-being, the prevention of mental disorders, provision of care, the enhancement of recovery, promotion of human rights and the reduction of mortality and disability for persons with mental disorders. Effective governance and leadership for mental health must also be strengthened. Comprehensive and responsive mental health and social services must be provided down to the community level. Strategies for promotion of mental health and prevention of mental disorders must also be formulated. And, information systems, evidence, and research for mental health must also be strengthened (WHO, 2014).

Philippines' population reached 100,096,496 in 2014. However, there were only 690 psychiatrists for the entire population that year. That was only 0.46 psychiatrist per 100,000 population (WHO, 2014). Australia had a 13 psychiatrist per 100,000 population ratio in 2014 (Mental Health Services in Australia, 2014). In the same year, Japan had a 20.1 psychiatrist per 100,000 population ratio and US had 12.40 psychiatrists per 100,000 people (WHO, 2014). Moreover, only 1000 psychiatric nurses exist in the Philippines. In, 2007, only 5 percent of the total health budget went to mental health as reported by WHO. A significant portion of this 5 percent went to the operation and maintenance of mental hospitals only. In addition, Philippines only has two major mental hospitals. Most mental health facilities can only be found in the National Capital Region. The Philippine Psychiatric Association (PPA) even stressed out that there are no psychiatrists in the provinces. Apparently, there is unequal distribution of mental health human resource and facilities in rural and remote areas. Aside from that, most health insurance companies still do not cover mental health related problems. Social protection for people suffering from chronic mental illnesses are non-existent. All these details show a disregard for mental health in the country (Rodriguez, 2015).

Comprehensive mental health laws have been signed and implemented already in other countries. Even neighboring Southeast Asian nations have mental health legislations working already. While other countries have been very progressive towards mental health, Philippines remains one of the few countries in the world without any robust mental health laws. There is no national law focusing on mental health to provide concrete support for people with mental health needs, among others.

<i>ASEAN countries with mental health legislations</i>	<i>Year legislation was passed</i>
Myanmar	1912
Brunei	1929
Malaysia	2001
Singapore	2008
Indonesia	2014

Source: National Center for Mental Health, 2014

III. Discussion of Method

This paper analyzing the need for the enactment of the Philippine Mental Health bill is best seen through the lens of Punctuated Equilibrium Theory (PET). Exogenous events like WHO's call for governments to invest in mental health for country development should be a reason for legislators to enact the bill. WHO is calling governments and stakeholders to start viewing mental health as a vital part of primary healthcare and national development. The Philippine government must respond to this call in scaling up, funding better, and increasing mental health services. More than 75 percent of people suffering from mental disorders in developing countries do not get treatment (WHO, 2008). With an appropriate public policy response, these mental disorders which are highly preventable and treatable will actually be prevented and treated.

The statistics of Filipinos suffering from mental disorders and the severe lack of mental health services must be a reason the Philippine Mental Health Act bill should be made into a law. Also, as an abiding party of the UN Sustainable Development Goals (SDGs) in 2015 which contains full targets on overall health improvement, the Philippine government must commit in improving mental health in the country.

The Aquino administration carried out its flagship Universal Health Care (UHC) program. It was called *Kalusugang Pangkalahatan* (KP), which was implemented from 2011 to 2016. Improving access to affordable health care services was the policy's prime focus. The policy targeted on upgrading public hospitals and health facilities, providing equitable access to medicines, and ensuring enough number of healthcare professionals. However, no provision in the policy anchored on mental health. The policy was largely only about child health, maternal health, and infectious diseases (National Center for Pharmaceutical Access and Management, 2015).

I . Analysis of Results

Mental illnesses are highly treatable. However, the huge mental health policy gap and treatment gap in the country for various mental disorders make recovery almost impossible especially for people from poor sectors. There is no access to necessary care and medicine to treat mental health conditions. With a comprehensive mental health law that will mandate the provision of appropriate and affordable care and psychosocial treatment and medication, millions of Filipinos with mental health issues will be treated. Consumers of depression, epilepsy, schizophrenia, etc. will have appropriate access to medicine and treatment. The Philippine Mental Health Act will definitely reduce the current huge treatment gap. A patient's health will be restored. They will be able to lead productive lives again. The law will also promote and mainstream mental health in the country (in media, in the educational sector, in the employment and livelihood sector, etc.). Awareness will be improved and stigma will be reduced.

Indeed, other countries have been very advanced towards mental health already. As example, WHO reported that Chile has integrated the treatment of depression into its national primary care system. It is bringing the much needed care to thousands of consumers. The program attained good results. On the other hand, China, which has passed a mental health law in 2012, had adopted an epilepsy control project into the community health system. This brought inexpensive anti-convulsant drugs to thousands of patients by health professionals who have gone through basic training. The project was a big success as thousands were treated.

. Conclusion and Recommendations

Mental health conditions have become one of the world's costliest diseases. Global economy loses an estimated 1 trillion a year due to these mental, neurological, and substance abuse (MNS) disorders. Jim Yong Kim, president of the World Bank Group, declared that mental disorders are not just public health issues, but they are development issues (Reuters, 2016). Considering this reality, Philippines, however, remains backward towards mental health as it is one of the few countries in the community of nations without a national mental health law. A disregard for mental health is still apparent in the country. The mental health system in the Philippines continues to have chronic shortage of mental health professionals, aging and inadequate number of mental health facilities and hospitals, and lack of accessible and equitable mental healthcare services and treatment especially for impoverished sectors. Social stigma and exclusion against people with mental health conditions are still very widespread. In fact, some people even refuse to get professional help for their mental disorders not because of the high cost of treatment, but because of the stigma attached to mental disorders. Without intervention, people could be dysfunctional for extended periods, or for life, or worse, it could lead to fatally harming oneself or others.

The Philippine Mental Health Act of 2014 is a long overdue law for the country. This law will promote and protect the rights of people with mental conditions. This will enable consumers to have access to affordable and equitable mental health treatment and care. Moreover, the law will also work on mainstreaming mental health from the

national down to the community level, hence prevention of mental disorders and reduction of stigma are better guaranteed. With the integration of mental health services into the national health system, the creation of the Philippine Mental Health Council as the primary agency for mental health in the country, and the formulation and implementation of a robust National Mental Health Care Delivery System, the law will better ensure a mentally healthy Filipino community able to help in nation-building.

Furthermore, the Philippine Mental Health Act will mandate a multi-sectorial effort. An inter-agency mechanism will be mandated by the law. The Department of Health (DOH) will work for the provision of mental health services from the national level down to the community level. The Department of Education (DepEd) will be responsible for the integration of mental health principles into the educational system, therefore, awareness about mental health will be improved especially among the school-age population. The Department of Science and Technology (DOST) will venture into research on mental disorders, hence, better care and treatment will be achieved. The Department of Labor and Employment (DOLE) will ensure the rights of the mentally ill to employment and reintegration into the workforce will be upheld. Any violations against people with mental disorders will be taken care of by the Department of Justice (DOJ). Philhealth will cover the costly expenditures of the treatment and care of mental disorders which are chronic by nature. Above all, the law will mandate the allocation of a more robust national budget for mental health. It will be a far picture from the 5 percent from the total health budget mental health is only getting currently.

All in all, the Philippine Mental Health Act will provide a comprehensive, integrated, and thorough response to the mental health issues of the country. It will be the country's answer to WHO's urgent call to governments to ensure a mentally healthy citizenry who are able boost national competitiveness. The law will better guarantee a mentally strong Filipino population who are able to contribute to nation building and development.

References

- Corrales, N. (2013, Dec. 2). *PH first mental health info system launched*. Retrieved from <http://technology.inquirer.net/32089/ph-first-mental-health-info-system-launched>
- Dioquino, R. (2014, July 23). *PHL's first mental health information system rolled out*. Retrieved from <http://www.gmanetwork.com/news/story/371642/lifestyle/healthandwellness/phl-s-first-mental-health-information-system-rolled-out>
- DOH, 2003(As cited in the Philippine Mental Health Act of 2014, Legarda). Retrieved from senate.gov.ph/lisdata/2009717209.pdf
- DOH-SWS, 2004 (As cited in the Philippine Mental Health Act of 2014, Legarda). Retrieved from senate.gov.ph/lisdata/2009717209.pdf
- Legarda, L. (2014, Nov. 11). *Philippine Mental Health Act of 2014*. Retrieved from senate.gov.ph/lisdata/2009717209.pdf
- Mental Health Services in Australia (2014). *Psychiatrist Workforce*. Retrieved from <https://mhsa.aihw.gov.au/resources/workforce/psychiatric-workforce/>
- National Center for Pharmaceutical Access and Management (2015). *Universal Health Care (UHC) and Access to Medicines*. Retrieved from www.ncpam.doh.gov.ph/index.php/universal-health-care
- Octaviano, R. (2015, Aug. 11). *10 Facts on Mental Health*. Retrieved from www.sunstar.com.ph/bacolod/lifestyle/2015/08/11/10-facts-mental-health-423947
- Planco, H. (2015, Mar. 13). *Why we need a mental health law in PH*. Retrieved from www.rappler.com/move-ph/ispeak/86695-mental-health-law-philippines
- Reuters (2016, April 12). *WHO: Better Mental Health Treatment Would Boost Nations' Economies*. Retrieved from <http://m.voanews.com/a/who-better-mental-health-treatment-boost-nation-economies/3283453.html>
- Rodriguez, F. (2015, Oct. 29). *Advocates push for comprehensive PH mental health law*. Retrieved from www.rappler.com/nation/111084-mental-health-act-philippines
- Shahani, L. (2015, Aug. 3). *Suicide and the need for a mental health law*. Retrieved from www.philstar.com/opinion/2015/08/03/1483998/suicide-and-need-mental-health-law
- Tolentino, E. (2015, June). *The Philippine Mental Health Bill: A Briefer*. Retrieved from <http://www.healthandlifestyle.com.ph/the-philippine-mental-health-bill-a-briefer/>
- World Bank (2004, August). *Mental Health and the Global Development Agenda: What Role for the World Bank?* Retrieved from

<http://siteresources.worldbank.org/INTMH/Publications/20272684/Rachel-MentalHealth.pdf>

World Health Organization (2001, Oct. 4). *Mental disorders affect one in four people*. Retrieved from http://www.who.int/whr/2001/media_centre/press_release/en/

World Health Organization (2008, Oct. 9). *Millions with mental disorders deprived of treatment and care*. Retrieved from www.who.int/mediacentre/news/releases/2008/pr37/en/

World Health Organization (2012, May 11). *Mental Health Information Systems*. Retrieved from http://www.who.int/mental_health/policy/services/12_info%20sytem_WEB_07.pdf

World Health Organization (2012, May 11). *Mental health, poverty and development*. Retrieved from http://www.who.int/mental_health/policy/development/en/

World Health Organization (2012, May 11). *WHO urges more investments, services for mental health*. Retrieved from http://www.who.int/mental_health/who_urges_investment/en/

World Health Organization (2014). *Mental health Atlas country profile 2014 – Philippines*. Retrieved from http://www.who.int/mental_health/evidence/atlas/profiles-2014/en/ J

World Health Organization (2014, Aug). *Mental health: a state of well-being*. Retrieved from www.who.int/features/factfiles/mental_health/en/

World Health Organization (2014, Aug. 15). *Mental health: strengthening our response*. Retrieved from www.who.int/mediacentre/factsheets/fs220/en/

World Health Organization (2015, Sept. 25). *Comprehensive mental health action plan 2013-2020*. Retrieved from http://www.who.int/mental_health/action_plan_2013/en/

World Health Organization (2015, Oct. 29). *Mental health evidence and research (MER)*. Retrieved from http://www.who.int/mental_health/evidence/en/



***The Participation of Young Refugees in Programme Designing: Social Inclusion
and the Restoration of Cultural Normalcy in the Philippines***

Aimee Francesca P. Terrenal, De La Salle University, The Philippines

The Asian Conference on the Social Sciences 2016
Official Conference Proceedings

Abstract

The Philippines has been continuously lauded by the Office of the United Nations High Commissioner for Refugees (UNHCR) for its consistency in promoting international solidarity through the acceptance of refugees and asylum seekers, despite its economic and social instability. This paper intends to discuss the efforts of the Philippines, in its adherence to an international commitment to protect the fundamental human rights of refugees and asylum seekers, as one of the signatories of the 1951 Convention on the Status of Refugees and the 1967 Protocol. While the Philippines has proven its willingness to accept these communities for temporary shelter, the country lacks policies covering rehabilitative programs for refugees and asylum seekers; thus, this research is recommending the creation of a comprehensive policy that would cover aid in the restoration of cultural normalcy of these communities, through the participation of young refugees. The problematic refugee situation may incur cultural trauma and eventual loss of previously recognized customs and norms of the communities as they enter a new territory as temporary sanctuary from persecution. While the experience of cross-cultural environment for children or young refugees is a general concern during the process of seeking refuge, youth resilience is a distinguished factor in rehabilitating community life to normality. This paper recommends the formulation of an extensive policy, not only covering the acceptance of refugees and asylum seekers, and processing of application to the refugee status, but also extending support to rehabilitative programs, which encourage youth participation.

Keywords: Refugees, Participation, Children, Youth, Cultural Normalcy, Social Inclusion, The Philippines

iafor

The International Academic Forum
www.iafor.org

Introduction

Background of the Study

Fundamental human rights are considered universal entitled to every individual, without prejudice of his or her origins, culture, religion, and social practice, among others. With this assumption, every State is expected to assume responsibility in preserving and protecting these fundamental and universal rights. However, once a State loses its capacity or will to protect its citizens, people are forced to leave their home country and seek protection from another country, under a different government than their own. As this situation becomes a possibility in today's international setting, the global community is called to actively submit to international law and standards in extending humanitarian assistance and in the protection of human rights, by providing refuge and temporary sanctuary to these individuals.

International standards were mandated and established by the Office of the United Nations High Commissioner for Refugees (UNHCR), of which signatories of the 1951 Convention Relating to the Status of Refugees are compelled to comply and understand the needs of these specific communities. The Convention defined a refugee as a person with a "well-founded fear of persecution because of his/her (1) race, (2) religion, (3) nationality, (4) membership in a particular social group, or (5) political opinion; is outside his/her country of origin; and is unable or unwilling to avail him/herself of the protection of that country, or to return there, for fear of persecution."¹

In a more comprehensive definition to identify individuals as refugees, the Organization of African Unity (OAU) Convention Governing Specific Aspects of Refugee Problems in Africa defined a refugee as "any person compelled to leave his/her country owing to external aggression, occupation, foreign domination or events seriously disturbing public order in either part or the whole of his country of origin or nationality."²

Similarly, in the Cartagena Declaration in 1984, representatives from Latin America defined refugees more objectively as "persons who flee their countries "because their lives, safety or freedom have been threatened by generalized violence, foreign aggression, internal conflicts, massive violation of human rights or other circumstances which have seriously disturbed public order."³

The extension of humanitarian efforts by the members of international community through the actualization and adherence to international laws and standards represent solidarity among states. However, there remains an individual approach in the rehabilitative programs offered to refugees by different host countries, despite the singular commitment to resettlement efforts for refugees, asylum seekers and stateless persons. While the Philippines is continuing to pursue its national commitment towards refugees by establishing formal processes on the application of the refugee

¹ (United Nations High Commissioner for Refugees)

² *Ibid.*

³ *Ibid.*

and stateless person status determination⁴, the country lacks initiatives in formalizing policies on the protection of these communities' human rights through the restoration of their community life through progressive rehabilitative programs. With this, consultation with refugees, especially the youth, becomes a significant effort to create realistic and valid programs to address the issues of the refugee experience, specifically on social inclusion and re-establishment of cultural normalcy.

In accordance to the Convention on the Rights of a Child by UNHCR, adopted and opened for signature, ratification and accession by General Assembly in 1989, Article 12 provides parameters to State parties in assuring that a (1) "child who is capable of forming his or her own views the right to express those views freely in all matters affecting the child, the views of the child being given due weight in accordance with the age and maturity of the child"⁵ and (2) "the child shall in particular be provided the opportunity to be heard in any judicial and administrative proceedings affecting the child, either directly, or through a representative or an appropriate body, in a manner consistent with the procedural rules of national law."⁶

Research Problem

When there is fear of persecution due to the exercise of one's race, religion, nationality, etc. in a State, the consequences of forced-fleeing from one's home country may cause irregularities in mechanisms and social norms, and may result to deprivation of normal experience of social, economic and cultural environment.⁷ The life and development status of refugees, asylum seekers and stateless persons are subjected to a disruptive environment, more so for the youth and children. One of the focal problems of a refugee situation is the development of the individuals and the community in rehabilitating their situation into regularity. The United Nations emphasizes "the conservation of culture and the right to take part in a cultural life are recognized as human rights".⁸

Despite recognizing possible traumas and conflict-resulted fears, the role of the youth and children is given prime importance. In a refugee situation the continuous experience of a youth member or a child of a cross-cultural situation given the cultural differences—from language to customs and norms of the local communities—of the host country, "children frequently 'lose' their culture much more quickly than adults."⁹ The existing "natural tendency for children to try to adapt and conform to a new environment"¹⁰ becomes a concept relevant in the idea of alienation and loss of culture among communities as the adaptation takes place.

As the social and mental well-being of refugees mainly depend on the period of re-establishment of community life to regularity, the question which this study will mainly focus on is in the search for the rationale behind the critical role of children or

⁴ (DOJ Formalizes Rules and Mechanisms for the Protection of Refugees and Stateless Persons, 2012)

⁵ (Convention on the Rights of a Child, 1989)

⁶ *Ibid.*

⁷ *Ibid.*

⁸ (Office of the United Nations High Commissioner for Refugees, 1994)

⁹ *Ibid.*

¹⁰ *Ibid.*

youth refugees in assuring the rehabilitation of the community towards cultural normalcy and social inclusion. While the stay of refugees in a temporary asylum forms a cross-cultural environment and forces adaptation and possible resettlement, the restoration of normal community life becomes a vital issue in social inclusion.

In the attempt to go back to the fundamentals of community development, especially in restoring abandoned culture vis-a-vis a refugee situation, youth resilience and participation becomes an adept and effective solution in designing programs for refugee rehabilitation to cultural normality. While the role of non-refugees such as international and non-government organizations, the government and other aid and humanitarian groups, the participation of refugee youth remain critical in pursuing efforts on the preservation of culture, despite the relative disappearance in a cross-cultural setting.

Significance of the Study

In recent events, people from war-torn countries and stateless people seek for an asylum and for an opportunity to be considered as a refugee. In the Philippines, the country which was lauded by the United Nations for its continuous and consistent efforts in welcoming refugees and asylum seekers such as the Rohingya Muslims (boat people)¹¹ and Syrians¹², humanitarian efforts directed to provide assistance and allowing the country to be the temporary destination of these communities have preoccupied government agenda. The Philippines is also the first in the Asia-Pacific region to formally establish a process for the protection of refugees and stateless persons during their application of the status.¹³ Driven by the country's international commitment, there is still a significant lack of laws, policies and practices that are intended for a comprehensive program design of activities for the rehabilitation of the community life of refugees and asylum seekers. These communities pursue efforts in finding a host country that would aid the restoration of regularity in their situation. As most refugees come from conflict-filled regions, especially in recent events such as Syrians, their search for humanitarian intervention from a host country remain vital in receiving due and sufficient assistance to restore and re-establish a method of cultural preservation, of which they left as per fear of persecution.

With conflict as one of the main factors of the influx of refugees seeking for asylum or a host country for as sanctuary, these communities, specifically the youth, can incur trauma and considerably alter their approach to community life. While this may be significantly challenging, it may be an opportunity to promote youth resilience through as effective survivors and activators of cultural normalcy in their respective communities. While the effects of fear of persecution and conflict may be adversely complex, resilience is a characteristic shared by the youth; thus, this may imply an opportunity for the youth as “central formulators of youth programming”¹⁴—a participatory approach to creating effective programs towards rebuilding the lives of refugees.

¹¹ (Pearlman, 2015)

¹² (Lee-Brago, 2015)

¹³ (PH is first country in Asia-Pacific to set up procedure to protect refugees, stateless, 2015)

¹⁴ (Sommers, 2006)

Scope of the Study

This research study is limited to the review of international experience young refugees' participation in the consultation, planning and implementation stages of rehabilitative programs for communities to restore cultural normalcy. The study will not discuss current restorative programs on humanitarian intervention in the Philippines due to the lack of practice. However, the study intends to justify the value of youth participation for the Philippine setting application and to be formalized humanitarian intervention with consultative and participative nature in a policy and practices initiated by the Philippine government.

Review of Related Literature

Overview

This research study intends to review and analyze materials on the justification of youth participation in the conceptualization of rehabilitative programs for restoring community life to regularity. While participation remains independent and situational, the planning and implementation (with consultation with young refugees) and the result to cultural normalcy are dependent on the level of commitment and participation by the community members. This review will investigate the relationship between two variables to support the hypothesis, in the attempt to answer the research problem.

Variables: Participation

Participation of refugees or allowing them to “take back control of their own lives”¹⁵ becomes a primary element in the development and rebuilding lives of a community. By having direct influence in the planning of rehabilitative programs for their benefit, by providing local knowledge founded on their experience of seeking asylum and humanitarian intervention, it clears a positive reinforcement on their self-esteem. Through participation, the design of rehabilitative projects for the restoration of the community life to normalcy becomes consultative and collaborative in nature. Examples of consultation may involve decisions on the reconstruction of houses, preferences in food, and restoration of religious activities and practices.¹⁶

The Office of the United Nations High Commissioner for Refugees considers refugees as partners in rebuilding the community lives and encourage their participation in the process. Efforts of UNHCR include the encouragement of formation of refugee committees as formal representation of the communities, informal direct contact with communities, or through provision of employment opportunities to refugees, particularly posts that involve decision-making.¹⁷

Participation of youth is considered as a consultative activity to allow their inputs to be considered as insights on the specific areas of community life. According to Tolfee (as cited in the works of Boyden, Ling and Myers):

¹⁵ (Office of the United Nations High Commissioner for Refugees, 1994)

¹⁶ *Ibid.*

¹⁷ *Ibid.*

*“at the very least, the need to consult [young people] about their needs, problems and resources is an essential precondition for the development of programs designed to support and assist them. Programs based entirely on adult perceptions of [young people’s] needs and priorities are almost certainly destined to ‘get it wrong’ and hence waste valuable resources.”*¹⁸

Refugee participation may extend to several areas such as language maintenance, restoration of religious activities, cultural activities in the arts and recreation, and general community development. UNHCR suggests that the continuous practice and care for the mother tongue of refugees signifies a vital component, especially to young ones, in preserving their culture. The organization also emphasizes the crucial element of re-establishing cultural normalcy by renewing practice of religion. Practice of religious activities, as one of the obvious symbols of cultural development, aids younger refugees to understand their culture prior to seeking an asylum. It also plays significant role in solidifying the community spirit, through singular beliefs and practices. Arts and Recreational activities such as traditional music and dance, similar to religion, are critical symbols of culture that promote social cohesion of the refugee communities.¹⁹ All of these are particularly significant to allow a continuum of culture within the community and restore the community life they left due to fear of persecution. The regaining of cultural normalcy significantly depends on the efforts of participation of refugees, especially the children and the youth, as they are the next generation that will continue what their community initially left for a life of safety and protection.

While the support of the host government and humanitarian aid agencies or organizations remain vital in the intervention for restoration of cultural normalcy for refugees and asylum seekers, participation plays a key role in identifying the needs and issues of the communities through local knowledge of the community members, in order to effectively assist them to community life rehabilitation. However, insofar, UNHCR stresses “it is extremely important, in choosing operational partners, to make every effort to ascertain how an agency intends to support the culture and religion of the refugee community.”²⁰

Variables: Cultural Normalcy through Rehabilitative Programs

As emphasized by UNHCR, “the extent to which cultural normalcy can be restored will depend principally on the degree of fragmentation of the refugee population and on the willingness of the host government to permit refugees to determine their own activities. The following are ways in which the aid worker can assist refugees in rebuilding a healthy cultural life.”²¹ There remains two elements in attaining full restoration of normalcy for the refugees and asylum seekers, which are: (1) participation and level of social cohesion their community showcases; and (2) support of the host government of activities that will allow opportunities for the communities to continue accustomed activities.

¹⁸ (Couch, 2007)

¹⁹ (Office of the United Nations High Commissioner for Refugees, 1994)

²⁰ *Ibid.*

²¹ *Ibid.*

Relationship

Design of rehabilitative programs is dependent on the level of participation refugees provide. Considering that youth participation remains critical in the restoration of community life, young refugees must engage in activities that would aid the communities in preserving the culture that was suspended due to the search for temporary asylum. An example of this is the engagement of Somali refugee children in Yemen in varied community activities.²² The following community development programs and activities were established to rehabilitate the community from the refugee experience:

- Teaching of social values and awareness, resiliency and self-reliance, and discipline by establishing Boy Scouts and Girl Guides
- Establishment of “Children’s Corner” to provide a platform for extra-curricular activities, which involves storytelling, quizzes, plays and other recreational and cultural activities

In Beirut, Lebanon, Palestinian youth in Shatila camp began with a youth center, wherein the initial planning started with a workshop involving the youth and adults for consultation and discussion of community needs and possible projects that will address these needs. The youth committee proceeded with further planning of community development activities to engage in.²³ Similarly, Sri Lankans who were displaced due to conflict between Tamil and Singhalese communities created social activities social events and with networks established, these will be used for relevant volunteerism activities or classes focused on the youth’s capacity-building activities and skills training, to equip them with proper competencies for future employment.²⁴

Theoretical Framework

Overview

This research study will use a theory of international relations, which is Constructivism, and align its concepts with a general development approach and methodology on capacity analysis, which is Participatory Rural Appraisal as the framework of the study.

Theory: Constructivism

While Constructivism, as an international relations theory, is known for its diversified intellectual perspectives due to different conceptualizations of its proponents, the theory has primarily centered its abstraction in the creation of social physical world—with norms, rules and institutions, through social interaction.²⁵ According to Alexander Wendt in his argument against the concept of neorealism, by the interaction between actors (people, States, organizations, etc.), it forms a process of

²² (The Refugee Experience)

²³ *Ibid.*

²⁴ *Ibid.*

²⁵ (Adler)

collective identity and shared ideas between parties.²⁶ In the same way, participatory methods in designing rehabilitative programs for refugees depend on the interaction and exchange of expertise, ideas and perspectives to create a singular approach with shared results. Wendt claims that social interaction results to a structure of identities and interests.

The idea of constructivism is the alignment of perspectives into a collective knowledge that will establish optimized shared results. While refugees are the dependent variable in the equation of program designing for cultural restoration, their ideas and experiences shared through a process of participation can be considered valuable due to the authenticity of inputs.

Constructivists argue that the international system is socially constructed and this reflects how the group of actors and institutions are formed through common understanding, identities, interactions and influences to pursue a common goal. This makes the group of actors and institutions an epistemic community.

Framework: Participatory Rural Appraisal

The theory of Constructivism is aligned with an analysis approach called Participatory Rural Appraisal or PRA. Participatory Rural Appraisal is a set of approaches and methods that allows local people opportunities to contribute to program design through sharing and analyzing their local knowledge of community life, as well as to contribute in planning and implementation.²⁷ PRA encourages a multi-level approach to participation by tapping to grassroots level. In this context of designing programs to restore community life and cultural normalcy among refugee communities, refugees may play a critical a role in planning and implementation of rehabilitative projects, especially the youth, with higher level of resilience on implications of intercultural exposure and social inclusion. While PRA encourages that the central role of development be dependent on local communities, in this case, the refugees, it empowers the community to provide authentic and valid information derived from local knowledge and experience on the refugee situation.

²⁶ (Seizing the Middle Ground: Constructivism in world politics)

²⁷ (Morgan and Taschereau, 1996)

Operationalization of Constructivism

Concept	Definition	Operational Definition
Norms	They are standards of behavior that are generally accepted among a group of actors and serve as a guide to human conduct.	This refers to the international standards (e.g. universal human rights) by which states are compelled to accept and use as guiding principles in establishing their own caliber per standard, towards refugees, asylum seekers and stateless persons.
Rules	Rules are social mechanisms that control the action and interaction of actors in the society.	This refers to the national laws and policies of the host country (specifically the Philippines) on the acceptance of refugees, asylum seekers and stateless persons and the policies on comprehensive program design for their rehabilitation of community life (if any).
Actors	Actors are groups of individuals, institutions or organizations that participate in world politics.	Actors pertain to then involved parties such as the Philippine government, United Nations agencies (UNHCR, UNICEF, etc.) and non-governmental organizations.
Identities	Identities are specific understandings and expectations of one's self aligned with each role in society. It provides context and basis for interest.	This relates to the cultural identities and customs of refugees prior to seeking an asylum and, separately, the culture of the host country. Identities, in this context, may also refer to the specific roles expected of each actor, such as the government, NGOs, and refugees and asylum seekers.

Material World	The Material World is a collective term in Constructivism used to describe the systems and institutions that shape actions and interactions. It is also perceived as common understanding.	In this context, Material World is represented by the institutions and systems under the host country, particularly the Philippine governance, as it adheres to international laws and standards on the acceptance of refugees and the protection of their fundamental human rights.
Intersubjectivity	Intersubjectivity provides context in the common understanding and shared idea of actors involved with a common interest. It forms the network of communication among involved actors.	In this study, this pertains to the resulting communication between parties (refugees / asylum seekers and other actors) through participation. The common understanding would pertain to the refugee situation and the result of the communication, which are proposals for effective rehabilitative program designs.
Epistemic Communities	Epistemic Communities refer to knowledge-oriented groups that are considered norm entrepreneurs, responsible for identifying standards and policies to be adhered to.	This refers to the actors (knowledge-oriented), including the government, NGOs, international organizations, and even refugee and asylum seekers community that define social arrangements towards an epistemic and singular result, which is a comprehensive and effective rehabilitative program towards restoration to cultural normalcy of refugee communities.

Figure 1: Conceptual Diagram (Constructivism)

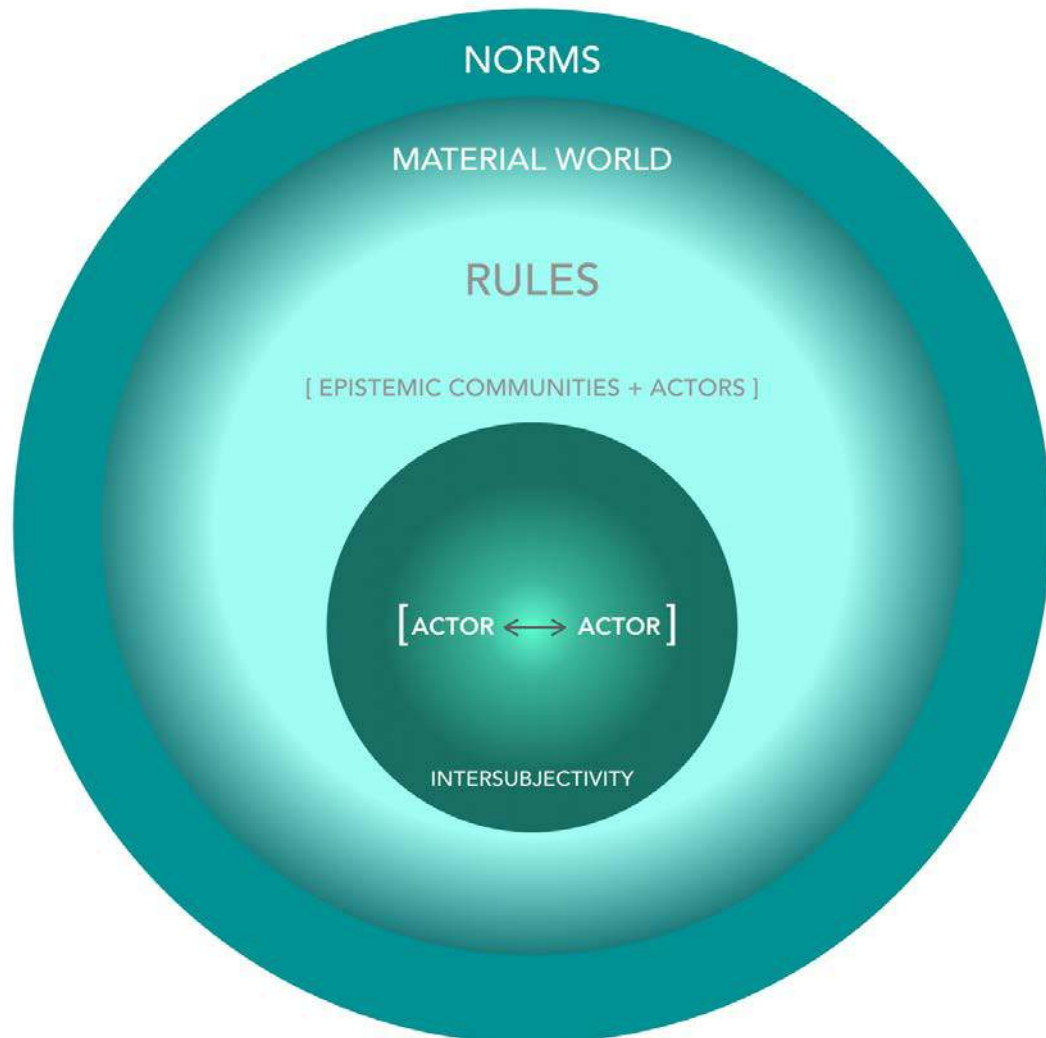


Figure 2: Operational Diagram (Constructivism)

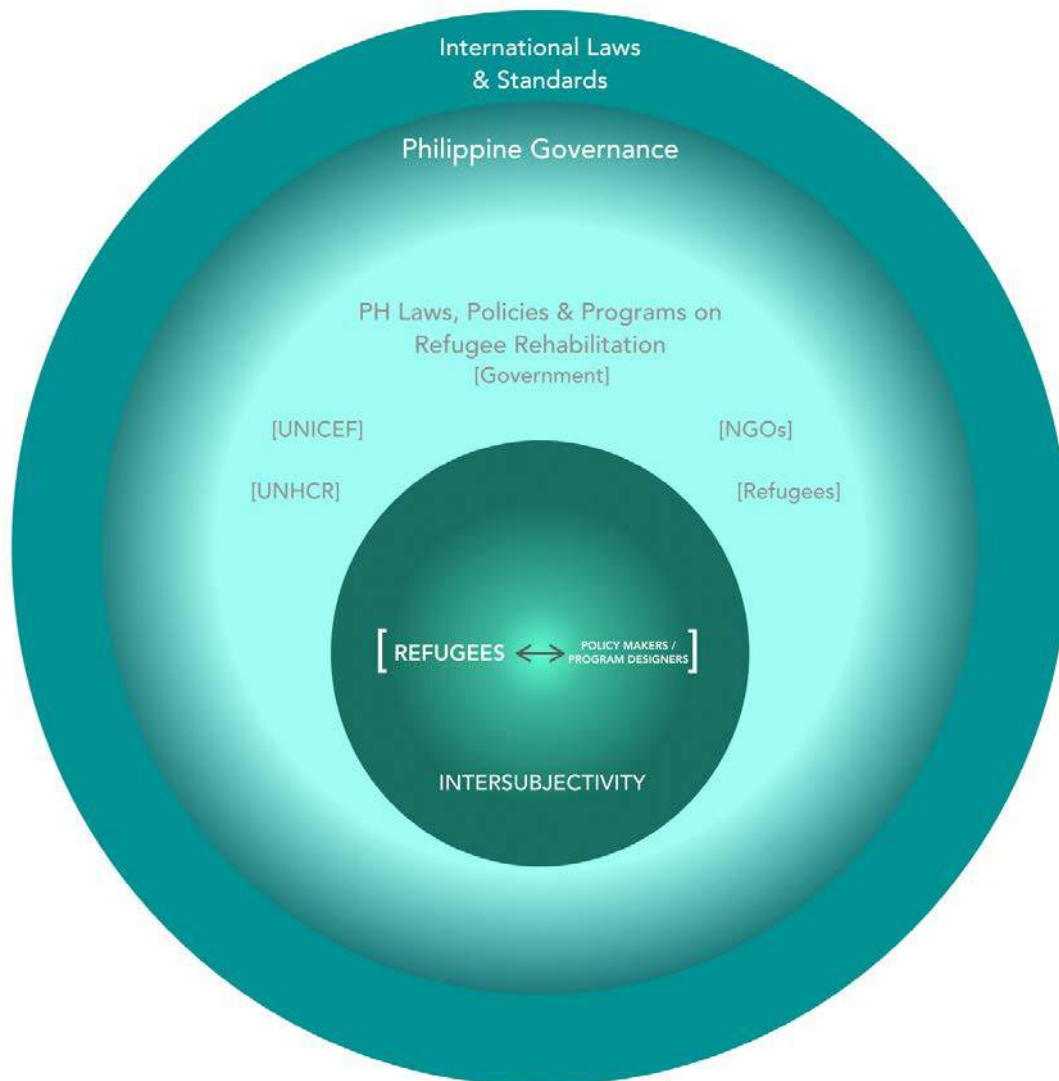
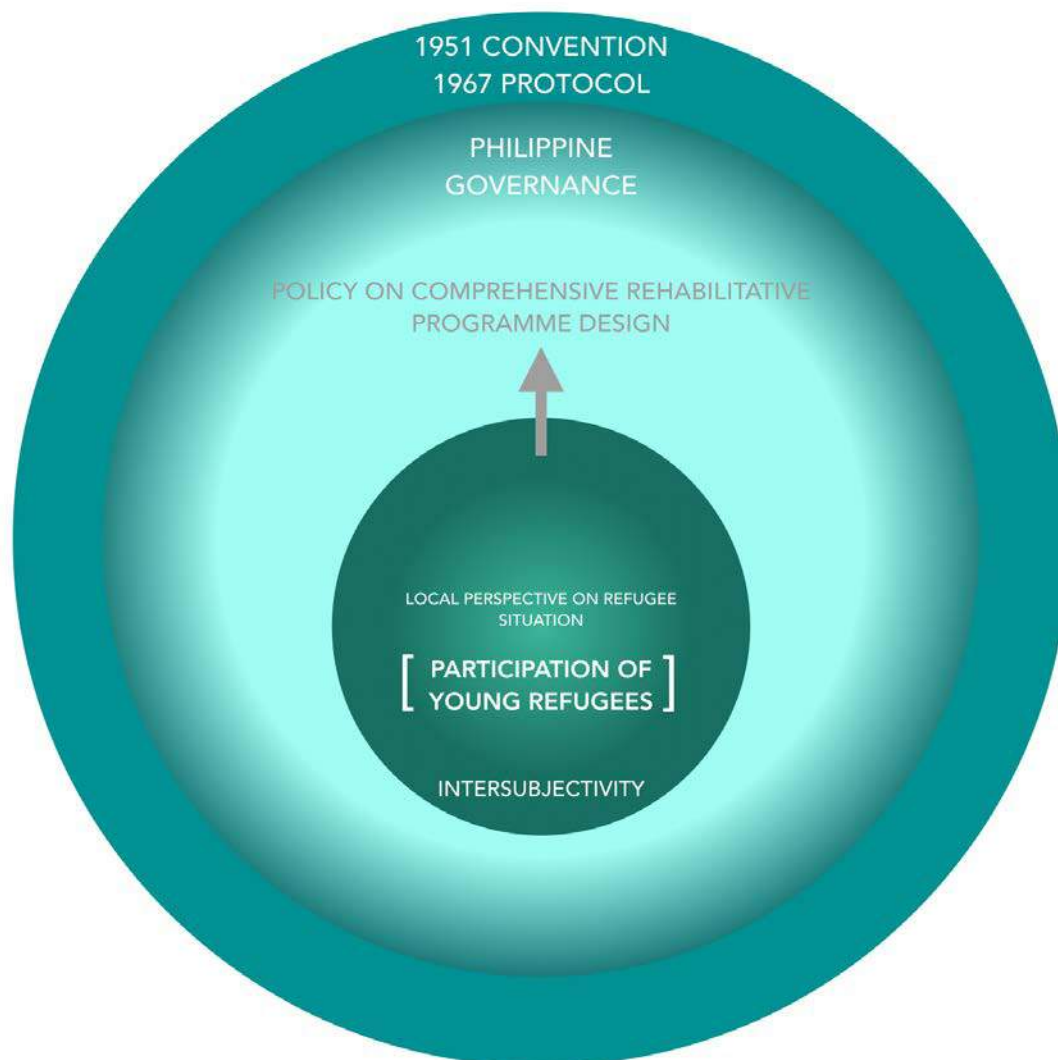


Figure 3: Operational Diagram (Application of Constructivism to Participatory Rural Appraisal Analysis)



Methodology

Overview

In facilitating the collection of data, this research will use the review of literature and practices in related to participation of young refugees towards restoring cultural normalcy, achieving community social cohesion and social inclusion in the country of asylum. Due to the limited data available in the Philippines on policies and practices on the rehabilitative program designing for refugees, asylum seekers and stateless persons upon acceptance to such status, the research aims to recommend and justify best practices on the development achieved from multi-level participation and partnerships.

Review of the VYRE: Voices of Young Refugees in Europe

The Voices of Young Refugees in Europe, also known as VYRE, was officially launched in 2008 in Budapest. In the two meetings co-funded by European Youth Centre (EYC) and UNHCR, conclusions were made on the participation of refugee youth leaders and refugee workers; there is a need for skills development for the improvement of capacity-building activities and for the reinforcement of their participation in the society.²⁸ Participants of the VYRE included humanitarian aid workers and young refugees aged 18-25, who were residents of the Council of Europe member states who are particularly interested in displacement issues and social inclusion dilemmas.

In Europe, VYRE became a focal network for young refugees to share their views and experiences regarding their situation. With VYRE, concerns on discrimination and challenges on social inclusion are mainly brought up in sessions. These issues exclusively restrict refugees in general to access participation opportunities in the society “sometimes met with ignorance, sometimes prejudice, racism, patronizing attitudes.”²⁹ VYRE is able to establish a network, “in which members can acquire new skills and strengthen their capacities” in Europe, aimed at establishing social cohesion and intercultural harmony.³⁰

VYRE facilitated a set of sessions that focused on vital questions to answer that are founded on the idea of young refugee’s participation in developing approaches, mechanisms, frameworks, projects and programs for their community to address issues on cultural normalcy and social inclusion. While the refugee status involves social and mental well-being rehabilitation, the participation of young refugees is considered a primary source of valid expectations on programs through their well-founded experience and local knowledge of the situation.

With the support of regional and international organizations in Europe by creating a strong platform for young refugees to facilitate changes into their situation, there exists a productive planning and implementation of rehabilitative programs that are collaborative in nature.

Ladder of Youth Participation:

According to sociologist Roger Hart, the concept of “ladder of participation” for youth involvement is a model that conceptualizes participation of young people as a “continuum from manipulative through tokenistic participation to forms of participation in which young people are involved in initiating activities and sharing decisions with adults.

²⁸ (European Youth Centre Strasbourg, 2009)

²⁹ *Ibid.*

³⁰ *Ibid.*

Figure 4: Ladder of Youth Participation*Analysis*

Insofar, studies show that participation of young refugees may improve on youth's resilience. With the opportunities of meaningful participation, the resilience of young people is enhanced through their contributions, which in turn allows opportunities of independence, autonomy, and social competence. By strengthening the resilience of the young refugees, a capacity-building opportunity facilitates a positive approach to regaining control of community life and reverting to cultural normalcy.

Recommendation and Conclusion

With the influx of refugees that the Philippines has declared to be accommodating in recent events, such as the Rohingya Muslims and Syrian refugees, it is more than critical to establish policies and practices on rehabilitative programs that involve the participation of refugees and asylum seekers, particularly the young ones.

Despite the formal procedure offered to refugees, asylum seekers and stateless persons by Philippine Law through the Department of Justice's Refugee and Stateless Person Processing Unit, which protects the applicant from deportation prior to the determining of results, the Philippines lack policies on restorative program design for refugee's rehabilitation of community life. While this is the case, the research recommends that the Philippines establish a clear policy on rehabilitative and participative program designing for humanitarian intervention to cultural normalcy, encouraging the involvement of the youth in providing valuable inputs on the refugee experience. Due to the authenticity of their local knowledge, valid recommendations on community needs and issues will be communicated for proper planning and implementation with aid organizations and experts. As based on the review of practices in Europe and Australia, and other countries, where they have their own share of extending humanitarian assistance to refugees and asylum seekers, the role of children and youth is given prime importance in restoring not only cultural normalcy, but also enhancing youth resiliency and social cohesion.

References

Adler, Emanuel. Seizing the middle ground: Constructivism in world politics. *European Journal of International Relations*.

Behraves, Maysam. Constructivism: An Introduction. *e-International Relations*. Retrieved from <http://www.e-ir.info/2011/02/03/constructivism-an-introduction/>

Caero, . (2015, June 20). TIMELINE: Philippine laws and policies on refugees. Retrieved from <http://www.rappler.com/newsbreak/iq/96929-timeline-philippine-law-policies-refugees>

Couch, J. (2007). Minding the Gap: Considering the participation of refugee young people. *Youth Studies Australia*, 26, 37-44. Retrieved from acys.info/documents/12/pp37_44_couch.pdf

European Youth Centre Strasbourg. (2009). Active participation as a tool for social inclusion: The current challenges of refugee youth. Retrieved from *Voices of Young Refugees in Europe* website: https://www.coe.int/t/dg4/youth/Source/Training/Study_sessions/2009_VYRE.pdf

Evangelista, P. (2015, May 29). The Rohingya and the port of last resort. Retrieved from <http://www.rappler.com/thought-leaders/94664-rohingya-boat-people-philippines>

InterAksyon.com. (2012). PH is first country in Asia-Pacific to set up procedure to protect refugees, stateless. Retrieved from <http://www.interaksyon.com/article/47431/ph-is-first-country-in-asia-pacific-to-set-up-procedure-to-protect-refugees-stateless>

Kegley Jr., Charles. *World Politics: Trend and Transformation*. 12th ed. (California: Cengage Learning, 2009).

Lee-Brago, P. (2015, September 9). Philippines to take in Syrian refugees. Retrieved from <http://www.philstar.com/headlines/2015/09/09/1497665/philippines-take-syrian-refugees>

Morgan, Peter and Suzanne Taschereau (1996). "Capacity and Institutional Assessment: Frameworks, Methods and Tools for Analysis." Paper Prepared for the Canadian International Development Agency Policy Branch

Office of the United Nations High Commissioner for Refugees. (1989). *Convention on the Rights of the Child*. Retrieved from <http://www.ohchr.org/Documents/ProfessionalInterest/crc.pdf>

Office of the United Nations High Commissioner for Refugees. (1994). *Refugee children: Guidelines on protection and care*. Retrieved from http://www.unicef.org/violencestudy/pdf/refugee_children_guidelines_on_protection_and_care.pdf

Rogoff, Barbara. Apprenticeship in Thinking: Cognitive Development in Social Context. New York: Oxford University Press, 1990.

Sommers, M. (2006). Youth and Conflict: A Brief Review of Available Literature. Retrieved from USAID / EQUIP 3 / Youth Trust website:
http://pdf.usaid.gov/pdf_docs/Pnadt380.pdf

The Refugee Experience. (n.d.). Retrieved from
http://www.forcedmigration.org/rfgexp/rsp_tre/student/commpart/com_07.htm

UN General Assembly, Protocol Relating to the Status of Refugees, 31 January 1967, United Nations, Treaty Series, vol. 606, p. 267, available at:
<http://www.refworld.org/docid/3ae6b3ae4.html> [accessed 1 December 2015]

United Nations High Commissioner for Refugees. (n.d.). REFUGEE PROTECTION: A Guide to International Refugee Law. Retrieved from Inter-Parliamentary Union website: http://www.ipu.org/pdf/publications/refugee_en.pdf





Syria's Relations with the European Union under the Barcelona Process: 1995-2010

Akanksha Gupta, Jawaharlal Nehru University, India
Ranjith Rebello, Jawaharlal Nehru University, India,
Archana Gupta, Jawaharlal Nehru University, India

The Asian Conference on the Social Sciences 2016
Official Conference Proceedings

Abstract

International relations are becoming much more important towards achieving goal of sustainable growth and development for any nation. Syria- European Union (EU) relations has always been highly heterogeneous and dynamic and it became highly crucial thus Bashar al-Assad accessed power. The new successor of Syria was educated in London primarily and imprints of Western education has been very often in his policies. Experts believed that new President is Syrian by birth and in blood but Britisher in his work, class and culture. Therefore it was anticipated that Syria- EU bilateral is bound to go through remarkable transitions at the time of regime change. Relations with European Union are very much important for Syria at the time of Bashar succession as Syria was facing International isolation and many conflicts both internal security and external threats. Hence Syria renewed partnership with EU and became a member of Euro-Mediterranean partnership.

Bashar made central tenets of Syria's foreign policy to build a strong relationship with EU. Europe became a major alternate for Syria. It was quite clear that Syria was in need to strengthen its economy and protect it from international isolation and there existed an important reason for Syria's rapprochement with the EU first. One EU closer link will give economic benefits to the changing economy of Syria as the former has built its external policies on constructive engagement with countries in the region, as well as providing economic aid and technical assistance to create a free trade area in the Mediterranean region.

This paper is an attempt to analyze Syria-EU dynamics and engagement, interest and priorities during 1995-2010. It had instituted its multifaceted relations which were primarily guided by economic mutual benefits and political cooperation by EU member countries as well.

eywords: Barcelona Process or EU-Mediterranean partnership, Syria, European Union, Economic-political relations.

iafor

The International Academic Forum
www.iafor.org

Introduction

This paper is an attempt to analyze Syria's relations with the EU in the light of factors like globalization, economic liberalization and creation of free trade area, which aimed at promoting economic, political and socio-cultural relations. In the beginning, Syria and the European Economic Community (EEC) had very limited relations under the Cooperation Agreement which were fully based on technical and financial cooperations. In the era of economic liberalization, regional and international scenarios have completely changed. Under this circumstance, Syria objected US decision of imposition of numerous sanctions on it and the consequent international isolation. Therefore, Syria looked towards the EU as an alternative. This was true, at least till 2000, also due to disintegration of the Soviet Union which was Syria's most important ally during the Cold War era. To some extent, the EU not only helped Syria to come out of isolation but has also supported its economy towards gaining stability and financial growth through the Barcelona Process.

This paper focuses on Barcelona Process, under Hafiz al-Assad's period after 1995 because the Barcelona Process was established in that year and it will deal till 2010 under Bashar al-Assad because after March 2011 Syria witnessed its own popular uprising against the regime ushering in an entirely different phase in Syria's history. This period is very important to study because this unique transition in governance and the impact of economic reforms have not received adequate attention among the scholars. More importantly, many changes have been witnessed in Syria with regards to internal movements as well as external dynamics as, smooth transition of power from Hafez al-Assad to Bashar al-Assad, global war on terrorism, the US led invasion on Iraq, SALSA, and assassination of Lebanese Prime Minister Rafik Hariri. These key developments need to be studied within the framework of the Barcelona Process, European neighborhood policy and Association Agreement, which guided Syria- EU relations.

This paper would highlight how the Syrian regime saved and survived in given time period, from the international isolations and brought economic stability by signing several agreements with the help of EU till the period of Syrian uprising.

Background

Syria and the European Countries shared very good economic relations with respect to agriculture sector and oil industries in the 1970s under President Hafiz al-Assad. This was based on the "Cooperation Agreement, 1977". This agreement gave concurrent definitions of the relationship between Syria and European Economic Community (EEC) and also promoted economic cooperation as well as trade between them with regard to upliftment of development in all sectors. During later phase, Syria also experienced many phases of economic reforms; foreign trade and exchange policies played a major role to accelerate these reforms. But after few years, the status of the Syrian foreign trade system became highly restrictive in nature and this approach reflected in various economic-

political constraints in the Syrian economic reforms which Syria faced. Consequently, Syria has shown its poor credibility both at home and outside. To get over from these backlashes Syria became a member of Mediterranean Partner Countries (MPCs) under **European Mediterranean Partnership (EMP) or Barcelona Process** that began in 1995. It was an initiative between EU and Mediterranean countries which was greatly facilitated by the political atmosphere created due to the Oslo Process. Later, Syria negotiated with the EU on Association Agreement (AA) in 1998 as a last country of MPCs and initialed on AA in October 2004. Eventually the EU became Syria's main trading partner.

Syria is located at the very heart of West Asia and thus it enjoys exceptional geographic importance. Its geography has determined both the threats and the opportunities. Syria has relatively sizeable population with a limited manpower base and little strategic depth or deterrence to invasion. This is very clear for decision makers of Syria that Syria's natural and economic resources were too limited to support their policy ambitions without any external assistance. The geo-political condition of Syria opened so many doors and declared it as a dominant power in the Levant. After the establishment of Israel, the same geo-political situation has also made Syria and Israel natural competitors for the Levant.

The European Union (EU) is a group of 'multifaceted institutions' based on politico-economic interests primarily. After the Cold War, European countries collaborated and came under one umbrella known as the European Union. This era has been marked as very significant because of the dissolution of Soviet Union and the transition of the world from being bipolar to unipolar. International relations became much more pertinent towards achieving multi-dimensional goals of sustainable growth and development for any nation in the globe. As a result, the foreign policy of all countries changed and many countries became a part of the 'New World Order'. Syria had shared a very close relation with the Soviet Union, and its visible influence clearly reflected on Syrian's domestic as well as foreign policy. The United States (US) has assimilated a different policy for West Asian countries which became very much visible in the region since the establishment of Israel. After the Cold War, the US continued with its hostile policy towards Syria. As a result, Syria had to move closer towards the EU as a balancing mechanism. However, the dynamics of relations with each geographical region is guided by its specific needs as well as its capacities.

Practically, Barcelona Process was based on country's resources and its dominance in the region but overall its main ambition was to push forward all the partner countries towards the aimed development through security & political upliftment, common economic and financial policy and cultural as well as social measures. The Barcelona Process had brought twelve Mediterranean countries named as Syria, Algeria, Cyprus, Lebanon, Egypt, Israel, Jordan, Malta, Morocco, Tunisia, the Palestinian Authority, and Turkey under its provisions and moved ahead for the Association Agreement. There were some important factors which determined Syria's engagement with the EU. A closer link with the EU would give economic benefits to the stagnant economy of Syria, as the EU had built its external policies on constructive engagement with countries in the region, and

also on providing economic aid and technical assistance to create a free trade area in the Mediterranean region. Another objective was to restructure Syrian economy because Syria and United States relations deteriorated following the 2003 the US led invasion of Iraq.

Primarily, constructive relations with the EU provided the Syrian regime with the necessary legitimacy to achieve complete acceptance among the nations, despite its antagonistic stance on regional affairs. Syria assumed that the EU could be an important mediator to normalize relations with the US. Syria has ties with Hezbollah, Hamas and Iran at the same time its objections against war in Iraq affected its relationship with the US. Hence the strategic reorientation with Europe became an important part of the act of rebalance. The EU was aware of the compulsions behind Syria's inclinations towards it, which weakened Syria's bargaining position. Syria was in need of economic help in the form of investment, technical assistance and for development of strategic assets. However, the Barcelona Process started losing its credibility and feasibility as a multilateral platform after beginning of the second Intifada in 2000/2001. But the EU tried to maintain its partnership with bilateral and sub-regional initiatives. The EU took full advantage of Syria's situation and thereby pushed for an Association Agreement whose strict provisions, including military ones, went well beyond what the EU had demanded of other associated countries in the region. It seemed that the EU, while stopping short of advocating regime change in Syria, certainly aimed to bring the regime not only within the Mediterranean free trade area in which the EU is dominant by forcing Syrian President Bashar al-Assad to accelerate the speed of market reforms, but also to make Syria accept a new order in the region. This meant withdrawal from Lebanon, unilateral arms reductions, reviewing ties with Islamist non-state actors and acting as a mediator with Iran. It was anticipated that in the exchange, EU would sign an Association Agreement which would bring economic benefits and would work as positive catalyst between Syria and the US and further 'put in a good word' for both the nations.

Syria-European Community relations under the Cooperation Agreement

Syria faced several regional and international changes under Hafiz al-Assad presidency. His primary aim was to bring back Syria at a dominant position and it had not been possible without economic liberalization. Consequently, he opened the gates of economy to allow more flexibility in the public and private sectors¹. Syrian economy was in transition because whole West Asian region was facing different phases of hike and drop in the oil prices. These changes pushed forward the whole region to create an investor friendly environment to attract foreign investors and it proved to be an eye opener for President Hafiz al-Assad. He understood the intricate relationship between economic prosperity and political stability².

¹ Lesch, David W.(1999), *Historical and political culture in Syria: obstacles to integration in Modern Syria from Ottoman rule to pivotal role in Middle East*, UK: Sussex Academics Press.

² Efrat, Moshe (1999), *Syria: Economic Development, Achievements, problems and prospects*, in "Modern Syria: from ottoman rule to pivotal role in the Middle East" edited by Moshe Ma'oz, Joseph Ginat and Onn Winckler, Brighton: Sussex Academic press.

Syria and EU (European Economic Community then) joined hands for cooperation in 1977 through the Cooperation Agreement for the first time. This treaty governed Syria-EU relation. The 'Cooperation Agreement' was based on agricultural and trade issues³. The Agreement provided duty free access to the EU markets for several Syrian industrial products, tariff concessions for some agriculture products and, it also encouraged economic dialogues between Syria and European community⁴. The Cooperation agreement was signed under the framework of community of Mediterranean policy. Later, some additional protocols were introduced to fulfill the aim of extending and enlarging the community on geographical basis.⁵ Consequently, amendments to the Cooperation Agreement were made in 1986 as well as in 1994.⁶ Until the launch of the Barcelona Process in 1995, the Cooperation Agreement was the source of funding for the EU's development cooperation with Syria⁷. Later, in a large number of cases, the Association Agreement replaced Cooperation Agreement thereby intensifying the relations between the partners.⁸

Syria and the EU Relations under the Barcelona Process or EMP

The EU observed that, the western powers were fighting for their dominance and control on production and consumption of oil in the region. As a result the EU approached all West Asian countries to sign 'Euro-Mediterranean Partnership (EMP)' in Barcelona. Syria participated in the Barcelona Euro-Mediterranean Conference on 27- 28 November 1995. The Barcelona Process was a multilateral initiative to connecting all members of the southern and eastern neighbors in the Mediterranean through political, economic and socio-cultural relations, in the hope of bringing stability, peace, coexistence and prosperity in the region.⁹ Syria and other regime of the southern Mediterranean region came under EU's engagement interest in the 1990s under Barcelona Process which was related to economic liberalization, political changes and security. But in case of Syria, EU's desire for this engagement could not reciprocated.¹⁰

³ European Commission (1996) Euro-Mediterranean Partnership. Barcelona Declaration and Work Programme, Euro-Mediterranean Conference, Barcelona 27-28 November 1995, Brussels: European Commission, DG IB – External Relations.

⁴ Bechev, Dimitar and Nicolaidis, Kalypso (2008) "Integration without Accession: The EU's Special Relationship with the Countries in Its Neighbourhood", RAMSES Working Paper 10/08 February, European Studies Centre: University of Oxford.

⁵ Raddawi, Taysir (2007), 'Syria far from social market economy', 25 June, [Online: web] Accessed on 09 January 2014, URL: <http://www.alsafahat.net>.

⁶ European Commission (1994) 'Strengthening the Mediterranean Policy of the European Union: Establishing a Euro-Mediterranean Partnership', COM (94), 427 final, Brussels, 19 October.

⁷ European Commission (1996) Euro-Mediterranean Partnership. Barcelona Declaration and Work Programme, Euro-Mediterranean Conference, Barcelona 27-28 November 1995, Brussels: European Commission, DG IB – External Relations.

⁸ Gillespie, Richard (2006), "Onward but not Upward: The Barcelona Conference of 2005", *Mediterranean Politics*, 11 (2), 271-278. URL: <http://dx.doi.org/10.1080/13629390600683014>.

⁹ Winckler, Onn (ed) (1999), *Historical and political culture in Syria: obstacle to integration in Modern Syria from Ottoman rule to pivotal role in the Middle East*, UK: Sussex Academics Press.

¹⁰ Amin, Samir and Ali El Kenz (2005), *Europe and the Arab World: patterns and prospects for the new relationship*, London: Zed Books.

Hinnebusch (1997)¹¹ and Perthes (2011)¹² mentioned that the Barcelona Process established an elaborate institutional arrangement, which opened unilateral, bilateral and multilateral dimensions of negotiations and relationships. Also, EMP gave a platform to all West Asian countries to establish a peaceful and prosperous relation. Moreover, two years later in December 1997 the Council of Ministers gave mandate to the Commission to start the official negotiations on the conclusion of Euro-Mediterranean Agreement between EU and Syria. Subsequently, in the beginning of Barcelona process in 1995, the main action included the negotiation of new sets of bilateral agreements with the partner states and replacing the prior generation of cooperation agreements with much more widespread and ambitious Euro-Med Association Agreements (European Commission; Barcelona Declaration 1996¹³, Europa World 2004¹⁴) .

Dostal and orob¹⁵ discussed about the Syria and EU relations, under Euro-Mediterranean Partnerships general framework between the EU and Mediterranean countries including Syria. Euro-Mediterranean Partnership mentioned that in the Barcelona declaration, the Euro-Mediterranean partners established three main objectives for the partnership. First, the definition of a common area of peace and stability through the reinforcement of political and security dialogue under Political and Security Chapter. Second, the construction of a zone of shared prosperity through an economic and financial partnership and the gradual establishment of a free trade area in Economic and Financial Chapter. Third and the last, the rapprochement between people through a social, cultural and human partnership aimed at encouraging understanding between cultures and exchanges between civil societies in Social, Cultural and Human Chapter.¹⁶

After readjustment of Oil prices in the region created a huge financial problem for Syria, therefore Syria opened its border for Free Trade and to stop migration and create employment to strengthen its economic, financial and political condition (Barcelona Process Online).¹⁷ One dimension of the Barcelona Process considered as failure because it used as a tool to integrate Israeli into the region with all levels of the West Asian countries as new markets with lesser restrictions and tariffs, open political dialogues and peace strategy (Youngs 2006).¹⁸ It was an alliance between two imperialist powers: first, Europe that hope for economic and financial benefits and second, Israel that looking for

¹¹ Hinnebusch, Raymond A.(1997), "Syria: The politics of economic liberalization", *Third World Quarterly*, 18(2), 249-65.

¹² Perthes, Volker (2011), Europe and Arab Spring, "*Survival*", 53(6), 73-84.

¹³ European Commission (1996) Euro-Mediterranean Partnership. Barcelona Declaration and Work Programme, Euro-Mediterranean Conference, Barcelona 27-28 November 1995, Brussels: European Commission, DG IB – External Relations.

¹⁴ Europa World (2004) 'EU-Syria End of Negotiations for an Association Agreement', URL: <http://www.europaworld.org/week198/eusyria291004.htm>.

¹⁵ Dostal, Jorg Michael and Anja orob (2009), *Syria and the Euro-Mediterranean relationship*, United States: Lynne Rienner.

¹⁶ European Commission (2004d) 'Euro-Med Partnership: Syria National Indicative Programme 2005-2006', URL: http://ec.europa.eu/comm/external_relations/syria/csp/syrie_nip05_06_en.pdf.

¹⁷ Barcelona Declaration, adopted at the Euro- Mediterranean Conference, 27-28 November 1995.

¹⁸ Youngs, R.(2006), *Europe and the Middle East*, Boulder, Colorado: Lynne Rienner.

recognition and normalization in the region. In totality, the Barcelona Process could be considered neither as a failure nor as a successful because it was one a largest cooperation agreement at the bilateral level and union level as well.¹⁹

Political and Security Aspects

Mohns and Cavatorta²⁰ argued that when Bashar came in to power in 2000, the EU tried to take advantage in the name of liberalization and started forcing for negotiating the 'Agreements'. As a result the EU put its effort to stabilize the region through the economic cooperation, aid for political reform and cultural exchanges (European Commission, Barcelona Declaration 2008).

After disintegration of Soviet Union, Syria lost its support and Syria completely shifted its relationship towards West and Europe. But, when Vladimir Putin became President of Russia, a new political and strategic relationship re-established with Putin's Russia by Hafiz al-Assad and this forwarded to Bashar. Damascus became seventh largest arms importer client of Russia²¹. It strengthened gradually, especially when Russia settled bilateral debt of Syria in 2005. In addition, Syria endeavored to improve the bilateral relationship with the US by joined its coalition forces against in Iraq during 'Iraq's occupation of Kuwait'. But it did not give any significant result and became an eye opener incident for Syrian regime. Hence, tactically Syria re-approached Iraq's president Saddam Hussein and relied some more years for oil deliveries from Iraq because Syria was a rent oil exporter and got Iraqi oil at subsidized prices. This helped Syrian economy as well as Iraqi economy, because Iraq was facing International isolation. When this rent oil (pipeline) was shut down by the US led invasion of Iraq in March 2003²².

Same time the US imposed harsh sanctions on the Syria, through the Syrian Accountability and Lebanon Sovereignty Act (SALSA) which was approved by Congress and signed by President Bush in May 2003.²³ Extended sanctions over accusing Syria for Lebanese Prime Minister Rafik Hariri's assassination in July 2005. American sanctions worked to isolate Syria economically. As a result, Syria shifted its economic relations with the EU and eastward to Russia and Asia.²⁴

¹⁹ Zorob, Anja (2007a), 'The Potential of Regional Integration Agreements (RIAs) in Enhancing the Credibility of Reform: The Case of the Syrian-European Association Agreement', German Institute of Global and Area Studies Working Paper 51, May.

²⁰ Mohns, Erik and Francesco Cavatorta (2010), "'Yes, he can" A reappraisal of Syrian foreign policy under Bashar al-Asad", *Mediterranean Politics*, 15 (2), 289-298.

²¹ Hinnebusch, Raymond A. (2005), "Globalization and Generational Change: Syrian Foreign Policy between Regional Conflict and European Partnership", in, Gerd Nonneman (ed.), *Analyzing Middle East Policies and the Relationship with Europe*, New York: Routledge.

²² Zisser, Eyal (2003), "Does Bashar al-Asad Rule Syria?", *Middle East Quarterly Winter*, 10(1):11-17.

²³ Perthes, Volker (2004), *Syria under Bashar al-Asad: Modernisation and the Limits of change*, New York: Oxford University Press.

²⁴ Lawson, Fred H (ed.) (2009), *Demystifying Syria*, Beirut: The London Middle East Institute SOAS, Saqi.

Perthes²⁵ (2011) discusses how the new president Bashar al-Assad faced many potential risks internally and externally after his succession, he was looking for high economic, financial reform and less political reform, hence some particular provision of the agreement became a big hurdle to establish a healthy relationship with EU, even though EU continuously worked for economic liberalization and stability in the region. Zorob²⁶ argued that a small number of studies deal with complex and controversial relations between Syria and the EU. Rubin observed and defined EU's indulgence with Syria and other countries of the region with admittedly a considerable degree of exaggeration as 'an exemplar of a (new) sort of dictatorships which is the biggest threat to the peace, stability and democracy for the world at present'.²⁷

The EU's general objective for Syria and other partners was stated in the Barcelona Declaration which was to turn the Mediterranean basin into an area of dialogue exchange and cooperation guaranteeing peace. Stability and prosperity requires strengthening of democracy and respect for the human rights, sustainable and balanced economic and social development, measures to combat poverty and promotion (Barcelona Declaration 1995, online). The EU became more significant for Syria because of comprehensive reform of the political and economic system to bring Syria into line with the requirements of the global economy in which EU plays a primary role and with the values that the EU supports, namely political pluralism and respect for human rights.²⁸

Social, economical and cultural dimensions

Syria relations with the EU covered wide dimensions through the Euro- Mediterranean Partnership. Social, economic, cultural and human partnership one of the main objectives by this both were encouraging the understanding between cultural and exchange between civil societies. Cooperations also extended from education and culture to fight against crime, money laundering drugs, control and prevention on illegal immigration (European Commission 2008). The aims of the Barcelona Process was modernizing social and economic structures and promoting various programmes for the region and to developed the market economy, private sector, technology transfer, and the economic integration. Through this process, Syria was able to promote free trade area, harmonizing customs duty rules and procedures and eliminating unwarranted technical barriers to trade in agricultural products.²⁹

²⁵ Perthes, Volker (2011), Europe and Arab Spring, "*Survival*", 53(6), 73-84.

²⁶ Zorob (2007b), Reform without Adjustment: The Syrian Style of Economic Opening, in: Fuertig, Henner (ed.) *The Arab Authoritarian Regimes between Reform and Persistence*, Newcastle: Cambridge Scholars Publishing.

²⁷ Rubin, Barry (2007), *The Truth about Syria*, NewYork: Palgrave MacMillan.

²⁸ Hyde-Price, Adrain (2006), "Normative power Europe: a realist critique," *Journal of European Public Policy*, 13 (2), 217-234.

²⁹ Cammack, Paul (2006), "The Politics of Global Competitiveness", Papers in the Politics of Global Competitiveness, No. 1, Manchester: Manchester Metropolitan University.

But the specific objectives to be attained vary from country to country.³⁰ The AAs and the wider EMP instruments are simply tools aimed at strengthening EU's economic interests in the region.³¹ The political dimension of the Agreements that it is irrelevant mainly when it comes for being serious about the promotion of human rights and the democracy. This supposedly occurs because the goals of the EU in the region are in conflict with each other. For instance, support for economic liberalization and institutional transformation can only be carried out with the accord of the ruling regimes and through the state's administration. Thus, the pursuit of economic liberalization contradicts the political pillar of this partnership, and that is the pursuit of democratic change and protection of human rights.^{32,33} To be blunt, the rise of political Islam has not been met by democratization, inclusion in the political process, and protection of the civil rights but with repression, human rights abuses, and *façade* political pluralism.³⁴

Syria has encountered the neo-liberal model in his way with the support of relative outsider capitalist economy and it has used his resources to construct national security of state to balance its opponent and recover Golan Heights. Historically, Syria has been a culturally rich, 'self sufficient' in economic fields such as agriculture production and energy supplies.³⁵ Later, various factors affected its economy in negative ways. So, regional liberalization with in West Asian counties was not sufficient to support economic conditions because it was too narrow on industrial basis as they all produce same commodities. Hence, EU has become a very crucial and Syria's relations towards the EU became strategic, political step to strengthen its economy and achieve some important objectives such as achieving a rapid and fast economic, financial and social development with help of public and private sectors.³⁶

Syria was facing the process of liberalization along with other West Asian countries and was ready to remove its border tariff for free trade in Mediterranean region (Parthes 2011). In Association Agreement the EU's approach towards Syria strongly modernization model, whereby market-oriented economic reforms and administrative restructuring of the state apparatus will inevitably be followed by more significant political reforms and protection of human rights. Such an approach suited the Syrian counter part because it privileged at the beginning of the relationship, economic and

³⁰ Brach,J. (2007), "The Euro-Mediterranean Partnership: The Role and Impact of the Economic and Financial Dimension", *European Foreign Affairs Review*, 10 (4), 555–579.

³¹ *ibid*

³² Bechev, Dimitar and Nicolaidis, Kalypso (2008) "*Integration without Accession: The EU's Special Relationship with the Countries in Its Neighbourhood*", RAMSES Working Paper 10/08 February, European Studies Centre: University of Oxford.

³³ Youngs,R.(2003), "Does Bashar al-Asad Rule Syria?", *Middle East Quarterly Winter*, 10(1):11-17.

³⁴ Cavatorta, F. et al.(2008), "EU External Policy-Making: "Realistically" Dealing with Authoritarianism? The Case of Morocco", *European Foreign Affairs Review*, 13 (3): 357–376.

³⁵ *ibid*

³⁶ Efrat, Moshe (1999), Syria: Economic Development, Achievements, problems and prospects, in "*Modern Syria: from ottoman rule to pivotal role in the Middle East*" edited by Moshe Ma'oz, Joseph Ginat and Onn Winckler, Brighton: Sussex Academic press.

administrative reforms with political issues to later stage.^{37, 38}

Therefore, when one looks more closely at developments in the West Asian countries since the EU's engagement with it through the EMP, the AAs, and the ENP, it emerges that some positive changes reflecting the normative values of the EU have truly occurred. Syria has always been as a member in sharing complex relations with the European Union. These all agreements were only tools to impose neo-liberalism and benefited EU.³⁹ Even negotiations between Syria and the EU have started from Barcelona process and it could not ratify till 2010. It is imperative and clear that the EU has opted different policies with all countries of West Asia and pushing Syria ahead to sign it. In case of Association Agreements, EU has a long list of demands only for Syrians, which is a mix up of political and economical issues. Despite all, Syria has continued its relations with EU, because EU is not turning down its earlier economic cooperations and according to French president Sarkozy, "the Association Agreement should re-enter the agenda and should be ratified at some as yet unspecified point".⁴⁰

Conclusion

Syria (Mediterranean)–EU (Europe) relations highlight the seriousness and embedded relationship among two distinct geographic regions of the world. The EU's policy was an innovation in terms of its regional affairs so far as it demanded much from Syria and for a time this strategy appeared working with the EU freezing the cooperations over the assassination of Lebanese Prime minister Rafik Hariri, and by UNSC resolution 1559 which required Syria to fully withdraw its troops from Lebanon, though, the Syrian representatives were still being called for the continuation of negotiations with the EU. At a time when the US was putting pressure on Syria through the reinforcement of economic sanctions, Syria looked towards the EU to accelerate its domestic and economic reforms in order to be seen as a reliable partner. Syria fulfilled the demands of the international community and withdrew Syrian troops from Lebanon in 2005. France saw this as an outcome of unfreezing the negotiations on the Association Agreement.

However, the regional dynamics began to change quite dramatically and Syria benefited from this change. A number of factors contributed to the strength of Syrian regime and its foreign policy. First of all, the US got entangled in Iraq and the fears that Syria could be the next target were assuaged. It had become evident that democracy by invasion was not a successful strategy for the international community to pursue. Secondly, the absence of Syrian troops in Lebanon was perceived as the reason that led to the *Tammuz* war (13 July 2006, Israeli- Hezbollah war) and also to the renewed fighting between the different

³⁷ Cavatorta, F. et al.(2008), "EU External Policy-Making: "Realistically" Dealing with Authoritarianism? The Case of Morocco", *European Foreign Affairs Review*, 13 (3): 357–376.

³⁸ Hyde-Price, Adrain (2006), "Normative power Europe: a realist critique," *Journal of European Public Policy*, 13 (2), 217-234.

³⁹ Hinnebusch, Raymond A. (2009), "Syrian Foreign Policy under Bashar al-Asad", *Ortadoğu Etütleri*, July 1(1) 15-26.

⁴⁰ Seale, Patrick (2010), *The struggle for Arab Independence: Riad al-Solh and the makers of modern Middle East*, Cambridge: Cambridge University Press.

Lebanese factions. Thirdly, it became obvious again that without Syria there could be no successful peace process in the West Asian Region. Finally, the war in Gaza in 2006, a series of battles between Palestinian militants and Israel Defense Forces confirmed once more that there was indeed a solid constituency across the Arab world for the politics of resistance that Syria has openly subscribed to since a very long period. Further, at the international level, Syria was successful in building a new political and strategic relationship with Russia after Vladimir Putin came to power.

This led to a significant turnaround in Syria's international fortunes and it made western diplomats and thinkers realize that Syria was an unavoidable country in regional dynamics. Thus, in July 2008, a meeting was held in Paris to launch the 'Union for the Mediterranean' (UM), it was completely different from the Barcelona Process because it excluded non-Mediterranean states of Europe and there, the Syrian President Bashar al-Assad was probably the most important invited guest. Further, French President Nicolas Sarkozy had also invited Bashar al-Assad not only to attend the meeting on the UM, but also to participate in celebrations in Paris. This was considered as a very strong signal towards recognizing Syria's crucial role in West Asia and therefore, the beginning of Syria's recognition in the European region. After a long period, Syria has been re-considered as a dominant player in the international affairs.

The logo for the International Association for the Advancement of the Social Sciences (iafor) is centered on the page. It features the word "iafor" in a light blue, lowercase, sans-serif font. The text is enclosed within a circular graphic composed of several overlapping, semi-transparent arcs in shades of blue and red, creating a sense of motion or a stylized globe.

References

Amin, Samir and Ali El Kenz (2005), *Europe and the Arab World: patterns and prospects for the new relationship*, London: Zed Books.

Barcelona Declaration, adopted at the Euro- Mediterranean Conference, 27-28 November 1995.

Bechev, Dimitar and Nicolaidis, Kalypso (2008) “Integration without Accession: The EU’s Special Relationship with the Countries in Its Neighbourhood”, RAMSES Working Paper 10/08 February, European Studies Centre: University of Oxford.

Brach, J. (2007), “The Euro-Mediterranean Partnership: The Role and Impact of the Economic and Financial Dimension”, *European Foreign Affairs Review*, 10 (4), 555–579.

Cammack, Paul (2006), “The Politics of Global Competitiveness”, *Papers in the Politics of Global Competitiveness*, No. 1, Manchester: Manchester Metropolitan University.

Cavatorta, F. et al. (2008), “EU External Policy-Making: “Realistically” Dealing with Authoritarianism? The Case of Morocco”, *European Foreign Affairs Review*, 13 (3): 357–376.

Dostal, Jorg Michael and Anja Zorob (2009), *Syria and the Euro-Mediterranean relationship*, United States: Lynne Rienner.

Efrat, Moshe (1999), Syria: Economic Development, Achievements, problems and prospects, in “*Modern Syria: from ottoman rule to pivotal role in the Middle East*” edited by Moshe Ma’oz, Joseph Ginat and Onn Winckler, Brighton: Sussex Academic press.

European Commission (1994) ‘Strengthening the Mediterranean Policy of the European Union: Establishing a Euro-Mediterranean Partnership’, COM (94), 427 final, Brussels, 19 October.

European Commission (1996) Euro-Mediterranean Partnership. Barcelona Declaration and Work Programme, Euro-Mediterranean Conference, Barcelona 27-28 November 1995, Brussels: European Commission, DG IB – External Relations.

European Commission (2004d) ‘Euro-Med Partnership: Syria National Indicative Programme 2005-2006’, URL: http://ec.europa.eu/comm/external_relations/syria/csp/syrie_nip05_06_en.pdf.

Europa World (2004) ‘EU-Syria End of Negotiations for an Association Agreement’, URL: <http://www.europaworld.org/week198/eusyria291004.htm>.

Gillespie, Richard (2006), "Onward but not Upward: The Barcelona Conference of 2005", *Mediterranean Politics*, 11 (2), 271-278. URL: <http://dx.doi.org/10.1080/13629390600683014>.

Hinnebusch, Raymond A.(1997), "Syria: The politics of economic liberalization", *Third World Quarterly*, 18(2), 249-65.

Hinnebusch, Raymond A. (2005), "Globalization and Generational Change: Syrian Foreign Policy between Regional Conflict and European Partnership", in, Gerd Nonneman (ed.), *Analyzing Middle East Policies and the Relationship with Europe*, New York: Routledge.

Hinnebusch, Raymond A. (2009), "Syrian Foreign Policy under Bashar al-Asad", *Ortadoğu Etütleri*, July 1(1) 15-26.

Hinnebusch, Raymond A. (2004), "Syrian foreign policy under Bashar al-Asad", *Jerusalem Issue Brief*, 4(2).

Hyde-Price, Adrain (2006), "Normative power Europe: a realist critique," *Journal of European Public Policy*, 13 (2), 217-234.

Lawson, Fred H (ed.) (2009), *Demystifying Syria*, Beirut: The London Middle East Institute SOAS, Saqi.

Lesch, David W.(1999), *Historical and political culture in Syria: obstacles to integration in Modern Syria from Ottoman rule to pivotal role in Middle East*, UK: Sussex Academics Press.

Mohns, Erik and Francesco Cavatorta (2010), ""Yes, he can" A reappraisal of Syrian foreign policy under Bashar al-Asad", *Mediterranean Politics*, 15 (2), 289-298.

Perthes, Volker (2011), Europe and Arab Spring, "*Survival*", 53(6), 73-84.

Perthes, Volker (2004), *Syria under Bashar al-Asad: Modernisation and the Limits of change*, New York: Oxford University Press.

Raddawi, Taysir (2007), 'Syria far from social market economy', 25 June, [Online: web] Accessed on 09 January 2014, URL: <http://www.alsafahat.net>.

Rubin, Barry (2007), *The Truth about Syria*, NewYork: Palgrave MacMillan.

Syria Report (2007) 'EU provides EUR 20 million for Economic Liberalisation Programme', 30 December.

Seale, Patrick (2010), *The struggle for Arab Independence: Riad al-Solh and the makers of modern Middle East*, Cambridge: Cambridge University Press.

Winckler, Onn (ed) (1999), *Historical and political culture in Syria: obstacle to integration in Modern Syria from Ottoman rule to pivotal role in the Middle East*, UK: Sussex Academics Press.

Youngs, R. (2006), *Europe and the Middle East*, Boulder, Colorado: Lynne Rienner.

Youngs, R. (2003), "Does Bashar al-Asad Rule Syria?", *Middle East Quarterly Winter*, 10(1):11-17.

Zisser, Eyal (2003), "Does Bashar al-Asad Rule Syria?", *Middle East Quarterly Winter*, 10(1):11-17.

Zorob, Anja (2007a), 'The Potential of Regional Integration Agreements (RIAs) in Enhancing the Credibility of Reform: The Case of the Syrian-European Association Agreement', German Institute of Global and Area Studies Working Paper 51, May.

Zorob (2007b), Reform without Adjustment: The Syrian Style of Economic Opening, in: Fuertig, Henner (ed.) *The Arab Authoritarian Regimes between Reform and Persistence*, Newcastle: Cambridge Scholars Publishing.

The logo for the International Association of Social Sciences (iafor) is centered on the page. It features the word "iafor" in a light blue, lowercase, sans-serif font. The text is enclosed within a circular graphic composed of two concentric, slightly offset arcs. The upper arc is a light blue color, and the lower arc is a light red color, creating a stylized, open circular frame around the text.

How and Why Students Learn and Its Implications on Academic Achievement

S.Chee Choy, Tunku Abdul Rahman University College, Malaysia
D. S. Sedhu, Tunku Abdul Rahman University College, Malaysia

The Asian Conference on the Social Sciences 2016
Official Conference Proceedings

Abstract

This study examines the relationships how and why students learned and academic achievement for 2646 university students from various faculties. The Learner Awareness Questionnaire (LALQ) a self-report measure of student approaches to learning was administered and academic achievement data was obtained from student CGPA. The results showed significant differences in the approach to learning of male and female students and how and why they learned can influence their achievement and efficacy. High achievers and low achievers have different learning behaviours. High female achievers were more likely to learn for a better future and be persistent in it. The high male achievers were more likely to seek approval from their peers and more confident about graduating on time from their university. The implications individual difference and limitations of the study are discussed.

iafor

iafor

The International Academic Forum
www.iafor.org

Introduction

Although there has been much research on student learning, it is often concerned with cognitive processes specifically on how they process information (Moreno & DiVesta, 1991; Schmeck, Geisler-Brentsein, & Cercy, 1991). However, this concern with cognitive processes has ignored the self-regulating process, that is the how and why students learn, which govern human development and adaptation. This paper will report on the results of a study on students' awareness (Bell, 1993) of how and why they learn and how it influences overall achievement.

Student approaches to learning

According to Bandura (1993), self-regulating processes will give meaning and valence to external events. It will also determine students' self-beliefs about their capabilities to exercise control over events that affect their lives. Apart from self-beliefs, self-regulating processes also influences motivation. Students can motivate themselves and guide their actions through their perceptions of and beliefs about a task (immerman & Bandura, 1994). Hence the expectancy of success or failure will determine the efforts which students will place on the task.

However, apart from self-regulation, student approaches to learning (Heikkilaa & Lonka, 2006; Cleary & immerman, 2004; Biggs 1999) that is, the intended learning outcome will determine how students learn as well as the strategies they use. According to Heikkilaa and Lonka, there are three approaches to learning: deep, surface and strategic. Students who apply a deep approach will pay attention to the fundamental idea or message of the materials to be learned. Trying to remember to surface feature of the text alone and trying to remember it word for word will be used by students using the surface approach. Students adopting the strategic approach will choose strategies to maximise their chances of academic success and are very conscious of assessment practices and strive to obtain good grades as a mark of successful learning. Another study on learner awareness by Choy et al (2014), based on the constructivist theory, find students' awareness falling into four levels: survival, establishment of stability, approval and loving to learn. Students tend to talk about their learning experiences in terms of the four levels. This study also finds high achievers more confident and enjoyed what they learned which were reflective of deep learners. However, the average and low achievers learned more for a brighter future and the possibility of a better paying job reflective of strategic learners.

Learner Awareness and Student Achievement

Individuals are in control of certain variables when they learn. These variables are the personal, conscious and purposeful selection of learning skills (Sherman, 1985), because learning is a personal activity requiring learning decisions and processes. Caprara et al (2008) termed these learning variables as self-regulated efficacy, which consists of the capacity of individuals to regulate thoughts, self-motivate and execute appropriate learning behaviours. Such self-regulated efficacies are the core properties of human agency within the conceptual framework of social cognitive theory (Bandura, 2006). It is important today to keep in view students' ability to self-regulate especially with the autonomy they can exercise over their own learning process because of easy access to information technology and the globalising of learning. A study on student approaches to learning by immerman and Bandura (1994) finds that

students who are able to regulate their own learning achieved better scores in academic writing and set better learning goals.

Apart from developing better self-regulation strategies, Entwistle (2000) suggests that developing students' awareness of learning may also involve students having a fully developed conception of learning, being aware of the different contexts to which the learning can be used and being able to adapt it to the various tasks. Therefore, the effect of context on learning cannot be dismissed as learning takes its meaning in part from the specific social setting. Students tend to use past events to help interpret what is required of them in a particular learning situation (Burnett, Pillay, & Dart, 2003). Students' belief about learning must also overlap with what they hope to achieve (Beatty, Gibbs, and Morgan, 1997). Hence, they will bring with them a set of aims and attitudes which expresses their individual relationship with a course of study. The extent to which students fulfil their own aims will determine their success or failure which in most cases is measured by their achievement.

A search of the available literature revealed the definitions for student achievement to be wide and it varied from overall grades in terms of grade point average to grade promotion or retention (Jeynes, 2005; Makinen, Olkinuora & Lonka, 2004; Fan, 1999). Academic achievement in this study is defined as the students' cumulative grade point average (CGPA). A study by Pekrun, Goetz, Titz and Perry (2002) found that student academic achievement can be influenced by their emotion-specific goals, like feelings of confidence, enjoying learning, anxiety, and fear of examinations. The strategies and approaches students used to learn are also influenced by these goals as well. According to Pintrich (2003), the need for achievement represents a desire to achieve and be successful similar in the need for competence. Hence, students who believe they are able and that they can and will do well are more likely to put in the effort and be more persistent than students who believe they are not able and do not expect to succeed. However, these competency beliefs may not be an accurate representation of students' capabilities because being cognizant of new unlearned knowledge and being deeply engaged in the task is insufficient to induce change (Pintrich, 2003). It is the intentional learning that is initiated by students that determines whether they achieve their learning goals. Sinatra (2000) defined intentional learning as students who use knowledge and beliefs to engage in an internally-initiated goal-directed action in order to acquire new skills and knowledge.

The purpose of the current study is to examine differences between high and low achievers in their awareness of how and why they learned. Specifically the four learner awareness levels: survival, establishing stability, approval and loving to learn as measured by the Learner Awareness Questionnaire, LALQ (Choy, Goh & Sedhu, in press) is examined. The definition of learner awareness involves students reflecting on fulfilling a need for learning, safety needs which they perceived had to be established, need for approval from significant others, and motivation to acquire new knowledge. We hypothesised that male and female high achievers will have significant differences in 'loving to learn' scores than low achievers of both genders.

In addition the relationship of the two learner awareness scores for 'survival' and 'establishing stability' levels of the learner awareness scales on how and why students learn for high and low achievers will be examined. 'Survival' involves students' beliefs about the amount of control they have over learning situations and influence

significant others have over their lives. 'Establishing stability' involves students' need to establish and secure a better future. We hypothesise that both 'survival' and 'establishing stability' will have significant differences with the low achievers of both genders because high achievers of either gender will have more self-confidence and self-efficacy. The male and female high achievers are probably not as dependent on the influence of significant others and are more assured of having a better future in terms of jobs as they are doing well in school.

For the third learner awareness level, 'approval' we hypothesised that it will have significant differences for male and female high achievers because they tend to have an approach to learning that builds confidence and achieve the learning outcomes they are striving for. According to Biggs (1999) students will learn if they experience success in what they are doing and gain confidence when they learn.

Method

Participants

A total of 3000 students enrolled in a large university in Malaysia were randomly selected to participate in this study. These students were from various undergraduate degree programmes conducted by the university. Valid responses were obtained from 2646 students (1761 female and 885 male), representing a response rate of 98.5%. Ethnicities comprised of Malay (77%), Chinese (10%), Indian (6%) and others (7%). The ages ranged from 18 to 27. The students were from all four years of bachelor degree programmes. As there was no set approach to identifying low and high achievers (Jeynes, 2005; Fan, 1999), the students in this study were separated into high and low achievers using their CGPA by assigning those student who scored at least one standard deviation above the mean CGPA ($M = 3.50$, $SD = .35$) to the high achievement group and those students who scored one standard deviation below the mean to the low achievement group (VanZile-Tamsen & Livingston, 1999). As the actual records for students' CGPA was private and confidential, the self-reported CGPA was used. A total of 1590 students that reported a CGPA of 3.85 and above, were taken as the high achievers group while a total of 1056 that reported a CGPA of 3.22 and below, the low achievers.

Procedures

The LALQ was distributed and filled in between lectures. The participants were asked to answer the questionnaire anonymously and were also told that they could withdraw from answering the questionnaire at any time they chose. Most of the questionnaires were returned before the start of the next lecture class. It took most students on average between 15 to 20 minutes to answer the questions.

Materials

The LALQ consisted of 21 items concerning how and why students learn. A 5-point Likert scale was used for each item, with a 5 indicating Strongly agree, 4 Agree, 3 Neutral, 2 Disagree and 1 Strongly disagree. The questionnaire consisted of four scales which measured (Refer to Table 4 for the complete questionnaire):

- Survival, for example 'My family wants me to study so I think I have no choice but to listen to them.'

- Establishing Stability, for example 'Passing examinations is important to me for a secure future.'
- Approval, for example 'I think I will have more friends if I do well in my studies.'
- Loving to learn, for example 'I think learning is fun.'

Scales and Reliabilities

Means and Cronbach alphas for the four scales of the LALQ were calculated. The number of items in each scale, the reliabilities of each scale, item means as well as the maximum and minimum scores are presented in Table 1.

Table 1. The reliabilities of the scales, number of items, item means and maximum and minimum scores

Scale	<i>n</i> of items	Cronbach	Item means	Max./ Scores	Min
Survival	9	.81	2.68	4.35/2.23	
Establishing Stability	4	.53	3.88	4.28/2.86	
Approval	4	.67	3.67	4.17/3.24	
Loving to Learn	4	.83	3.99	4.08/3.92	

Statistics and Measures

Correlations were computed in order to examine the interactions between the scales of the LALQ, gender and grade point average. The correlational methods were useful for looking at relationships among the scales. As the study was also interested in looking at the differences in learning approaches between males and females, the LALQ scores were correlated with grade point average for the two groups. Finally a t-test was used to explore if there was a difference between high and low achievers of the two groups and the correlations with the scales of the LALQ.

Results

In this study we hypothesise that high male and female achievers will have significantly higher 'love of learning' and 'approval' scores than low achievers and both 'survival' and 'establishing stability' scores will be significantly higher for low achievers. In order to explore these relationships, Pearson coefficients were calculated (Table 2 and Table 3).

The relationship between 'love of learning' and grade point average for the female students was investigated using Pearson product-moment correlation coefficient. There was a small, positive correlation between the two variables, $r = .10$, $n = 1761$, $p < .05$, with high grade point averages associated with high 'love of learning' scores. In the relationship between 'survival' scores and grade point average, there was a small, negative correlation between the two variables, $r = -.10$, $n = 1761$, $p < .01$, with high grade point averages associated with low 'survival' scores. There was however, no significant correlation between female grade point average, 'establishing stability' scores and female grade point average and 'approval' scores.

Table 2 Pearson product-moment correlations between the scores for the four scales of the LALQ and grade point average for females

	1.	2.	3.	4.
1. Survival				
2. Establishing Stability	.08**			
3. Approval	.16**	.40**		
4. Loving to learn	to -.08**	.35**	.45**	
5. Grade point average	-.10**	.04	.03	.10*

Note * $p < .05$, ** $p < .01$

An independent-samples t-test was conducted to compare the 'survival' scores for high and low female achievers. There was a significant difference in scores for the high achievers ($M = 2.76$, $SD = .70$) and low achievers ($M = 2.63$, $SD = .70$; $t(1759) = 4.32$, $p = .00$, two-tailed). The magnitude of the differences in the means (mean difference = .14, 95% CI: .08 to .21) was small (eta squared = .01). A further independent-samples t-test was conducted to compare the 'love of learning' scores for high and low female achievers. There was a significant difference in scores for the high achievers ($M = 4.04$, $SD = .73$) and low achievers ($M = 3.94$, $SD = .71$; $t(1759) = -2.03$, $p = .04$, two-tailed). The magnitude of the differences in the means (mean difference = -.07, 95% CI: -.14 to -.002) was small (eta squared = .01).

The items on the 'survival' scale that correlated negatively to the grade point average for females were survival Q1, $r = -.11$, $n = 1761$, $p < .01$, survival Q2, $r = -.12$, $n = 1761$, $p < .01$, survival Q3, $r = -.10$, $n = 1761$, $p < .01$, survival Q4, $r = -.06$, $n = 1761$, $p < .05$, survival Q7, $r = -.06$, $n = 1761$, $p < .01$, survival Q8, $r = -.10$, $n = 1761$, $p < .01$ and survival Q9, $r = .06$, $n = 1761$, $p < .05$. The items on the 'loving to learn' scale that correlated positively to the grade point average for females were loving to learn Q20, $r = .08$, $n = 1761$, $p < .01$ and loving to learn Q21, $r = -.06$, $n = 1761$, $p < .01$. Table 4 shows the items on the LALQ.

The relationship between 'approval' and grade point average for the male students was investigated using Pearson product-moment correlation coefficient. There was a small, positive correlation between the two variables, $r = .10$, $n = 885$, $p < .01$, with high grade point averages associated with high 'approval' scores. In the relationship between 'loving to learn' scores and grade point average, there was a small, positive correlation between the two variables, $r = .10$, $n = 885$, $p < .01$, with high grade point averages associated with high 'loving to learn' scores. There was however, no significant correlation between male grade point average, 'survival scores' scores and male grade point average and 'establishing stability' scores.

Table 3 Pearson product-moment correlations between the scores for the four scales of the LALQ and grade point average for males

	1.	2.	3.	4.
1. Survival				
2. Establishing Stability	.16**			
3. Approval	.21**	.52**		
4. Loving to learn	-.04	.41**	.52**	
5. Grade point average	-.05	.05	.10**	.12**

Note ** $p < .01$

An independent-samples t-test was conducted to compare the 'approval' scores for high and low male achievers. There was a significant difference in scores for the high achievers ($M = 4.04$, $SD = .73$) and low achievers ($M = 3.70$, $SD = .71$; $t(883) = -2.65$, $p = .01$, two-tailed). The magnitude of the differences in the means (mean difference = $-.13$, 95% CI: $-.23$ to $-.03$) was small (eta squared = $.01$). A further independent-samples t-test was conducted to compare the 'love of learning' scores for high and low male achievers. There was a significant difference in scores for the high achievers ($M = 3.83$, $SD = .77$) and low achievers ($M = 3.97$, $SD = .76$; $t(883) = -2.44$, $p = .01$, two-tailed). The magnitude of the differences in the means (mean difference = $-.14$, 95% CI: $-.24$ to $-.04$) was small (eta squared = $.01$).

The items on the 'approval' scale that correlated positively to the grade point average for males were approval Q15, $r = .11$, $n = 884$, $p < .01$, approval Q16, $r = .07$, $n = 884$, $p < .05$, and approval Q17, $r = .07$, $n = 884$, $p < .05$. The items on the 'loving to learn' scale that correlated positively to the grade point average for males were loving to learn Q18, $r = .08$, $n = 884$, $p < .05$, loving to learn Q19, $r = .08$, $n = 884$, $p < .05$ and loving to learn Q20, $r = .08$, $n = 884$, $p < .05$. Table 4 shows the items on the LALQ.

Table 4 The Learner Awareness Questionnaire (LALQ)

Scales	Items
Survival	Q1 My family wants me to study so I think I have no choice but to listen to them
	Q2 To please my parents, I enrolled in this programme although I do not like it
	Q3 I study because my parents want me to.
	Q4 I am studying in this institution because I want to please my parents
	Q5 I have always thought that I had no choice about going to school
	Q6 I do my course work because I do not want to disappoint my parents
	Q7 I signed up for this programme because my friends signed up for it

Establishing Stability	Q8	I give up easily especially when I feel the subjects are difficult
	Q9	I learn because I want a better future
	Q10	I am studying now so that I can have a good job in the future
	Q11	Passing examinations is important to me for a secure future
	Q12	I make sure I go for my classes because what I learn can be applied to my future
Approval	Q13	I will just memorise my notes rather than analyse them in order to pass my examinations.
	Q14	I think my friends will be impressed if I do well in my studies
	Q15	I am confident I can do the work required in this programme and graduate on time
	Q16	I feel confident I can pass my examinations with good grades
Loving Learn	Q17	I think I will have more friends if I do well in my studies
	to Q18	I think learning is fun
	Q19	I find learning interesting
	Q20	I love learning all through my school year until now
	Q21	I like to think of new ways to learn something

Discussion

In the present study we quantitatively explored the relations between grade point average and the four learning awareness levels as measured by the LALQ. Our findings indicate that high and low achievers have different learning behaviours. High female achievers were negatively correlated with the 'survival' scale. An investigation into the responses in the LALQ, shows that high female achievers do not perceive that they have to learn to please parents and are not influenced by peers to sign up for their studies. They are not discouraged by difficult subjects and studied because they believed that they will have a better future. This however, is not evident for male high achievers. Our hypothesis that 'survival' will have significant differences with low achievers is only true for females. This finding suggests that students with higher self-efficacy and self-confidence are better able to monitor their learning and execute appropriate learning behaviours which are congruent with the findings of Caprara et al (2008), Bandura (2006) and Zimmerman and Bandura (1994).

There are no significant differences between the 'establishing stability' scale and grade point averages for females and males. Hence, our hypothesis that 'establishing stability' will have significant differences for low achievers is not true. The items in this scale are designed to measure students' strategic approach to learning (Heikkilä & Lonka, 2006; Biggs 1999) which focuses on the strategies they choose to maximise their chances of academic success. The results indicate for this group of students at

least, they are not focused on strategizing how they approached learning to maximise success.

There are significant differences between 'approval' and grade point average for male students. The grade point average for female students does not show such differences for the scale. Hence, high male achievers tend to score higher for the 'approval' scale on the LALQ. Analysis of individual items on the scale that correlated significantly with grade point average show male high achievers as more confident of making the grade and graduating on time. They also believe that they will be more popular among their peers if they do well in their studies. This finding is congruent with Bandura's (2006) theory of human development in that individuals who believe and have confidence in themselves can have a wider array of options to bring about their desired futures. It is also in line with Cleary and Zimmerman's (2004) findings that individuals who feel empowered often have a sense of control over their lives which are present in these high achievers.

The grade point average for males and females shows significant differences with the 'loving to learn' scale. Hence, both male and female high achievers tend to score higher on this scale. Analysis of items on this scales show that males perceive that learning is fun and interesting while the females tend to find new ways of learning. However, both males and females love to learn all through their years of schooling. It is interesting to note that this is the only item that significantly correlated with both males and females. This finding is congruent with intrinsic interest in academic task (Cleary & Zimmerman, 2004) which enables students to be more motivated when learning.

There are some specific methodological limitations to the present study. Firstly, how and why students learned was measured using a self-report instrument, which was not context specific. However, there are differing points of view from researchers on this. Pintrich (2003) recommends adapting a questionnaire to suite the course rather than being overly global while Heikkilaa and Lonka (2006) recommends a more general and non-context driven questionnaire to measure student approach to learning. Because this study is explorative and cross-disciplinary in nature, the LALQ used is suitable for students that come from various faculties and departments.

The second limitation concerns the low reliabilities of two of the scales on the LALQ. There are several possibilities for this, as the approaches to learning, self-management and student academic achievement are not well defined or simple to operationalize. It is also possible that university students answer in a socially desirable way; some items more transparent than others. This could lower the reliabilities.

Earlier research indicates that cognitive strategies are related to learning approaches (Makinen et al, 2004; Heikkilaa and Lonka, 2006). Pintrich (2003) has argued for the consideration of what students want when they learn, where their feelings toward learning is taken into account. Hence the affective variables need to be taken into consideration in future research. The findings of this study specifically for the love of learning scale seem to indicate this need.

It must be noted that the data is collected from students of various faculties and programmes and many contextual aspects having to do with students' specific study

culture were ignored. The grade point average is used as a measure of study success because the participants are from various faculties and at various phases of their studies. Future studies will need to look at the learning approaches of students from various social and cultural aspects which will be more contextual and grounded on use of specific strategies. Attempts are also made to avoid interpretations of the data from the current study that will reflect seeing approaches and strategies as trait-like entities. The interpretations are from a more systemic view and the approaches to learning in terms of the adaptations to a learning environment. This does not mean that students will exhibit similar predispositions across all learning environments nor does it mean that it is unchangeable. Hence, there is clearly a need for a longitudinal study to determine causality which cannot be made with the correlational evidence of the current study. Sinatra and Pintrich (2003) further encouraged more rigor in research methodologies, more reliable behavioural measures, and developmental research. Hence, new methodologies and measuring instrumentation are needed, representing great opportunities for future studies.

The results of this study suggest that student approaches to learning can influence student achievement and efficacy. There are significant differences in how and why male and female students learn. It is therefore important for teachers and administrators to provide adequate scaffolding and monitoring the effectiveness of different instructional procedures. One way of carrying this out is to develop better diagnostic and research instruments that will help monitor students' progress and development. Identifying problems early will allow intervention in a constructive manner and provide instructional support to students that need it.

References

- Bandura, A. (1993). Perceived self-efficacy in cognitive development and functioning. *Educational Psychologist*, 28(2), 117-148.
- Bandura, A. (2006). Toward a psychology of human agency. *Perspective on Psychological Science*, 1, 164-180.
- Beaty, E., Gibbs, G., & Morgan, A. (1997). Learning Orientations and Study Contracts. In D. J. Hounsell, & N. J. Entwistle, *The experience of learning* (pp. 72-88). Edinburgh: Scottish Academic Press.
- Bell, A. (1993). Awareness of learning, reflection and transfer in school mathematics. *British Society for Research into learning mathematics* (pp. 1-6). Manchester: BSLRM.
- Biggs, J. (1999). What the student does: Teaching for enhanced learning. *Higher Education Research and Development*, 18 (1), 57-75.
- Burnett, P. C., Pillay, H., & Dart, B. C. (2003). The influences of conceptions of learning and learner self-concept on high school students' approaches to learning. *School Psychology International*, 24(1): 54-66.
- Caprara, G. V., Fida, R., Vecchione, M., Bove, G. D., Vecchio, G. M., Barbaranelli, C., et al. (2008). Longitudinal analysis of the role of perceived self-efficacy for self-regulated learning in academic continuance and achievement. *Journal of Educational Psychology*, 100(3), 525-534.
- Choy, S. C., Goh, S. C., & Sedhu, D. S. (in press). How and why students learn: Validation and development of the learner awareness questionnaire. *International Journal of Teaching and Learning in Higher Education*.
- Choy, S. C., Ooi, H. J., Sedhu, D. S., Liew, Y. L., Lee, M. Y., Malenee, A., et al. (2014). Students' Awareness of How and Why They Learn. *International Symposium on Education and Psychology*. Nagoya: University of Nagoya.
- Cleary, T. J., & Zimmermann, B. J. (2004). Self-regulation empowerment program: A school based program to enhance self-regulated and self-motivated cycles of student learning. *Psychology in the Schools*, 41(5), 537-550.
- Entwistle, N. (2000). Some aspects of the teaching environment influencing approaches to studying. *Edinburgh 2000 Group*. Edinburgh.
- Fan, X., & Chen, M. (1999). Parental involvement and students' academic achievement: A meta-analysis. *Annual Meeting of the American Educational Research Association*. Montreal, Canada: National Science Foundation.
- Heikkilä, A., & Lonka, K. (2006). Study in higher education: students' approaches to learning, self-regulation, and cognitive strategies. *Studies in Higher Education*, 31(1), 99-117.

- Jeynes, W. H. (2005). A meta-analysis of the relation of parental involvement to urban elementary school student academic achievement. *Urban Education*, 40, 237-269.
- Mäkinen, J., Olkinuora, E., & Lonka, K. (2004). Students at risk: Students' general study orientations and abandoning/prolonging the course of studies. *Higher Education*, 48 (2), 173-188.
- Moreno, V., & DiVesta, F. (1991). Cross-cultural comparisons of study habits. *Journal of Educational Psychology*, 83, 231-239.
- Pekrun, R., Goetz, T., Titz, W., & Perry, R. P. (2002). Academic emotions in students' self-regulated learning and achievement: A program of qualitative and quantitative research. *Educational Psychologist*, 37(2), 91-106.
- Pintrich, P. R. (2003). A motivational science perspective on the role of student motivation in learning and teaching contexts. *Journal of Educational Psychology*, 95(4), 667-686.
- Schmeck, R., Geisler-Brentsein, E., & Cercy, S. (1991). The revised inventory of learning processes. *Educational Psychology*, 11, 343-362.
- Sherman, T. M. (1985). Learning improvement programs: A review of controllable influences. *Journal of Higher Education*, 56(1), 85-100.
- Sinatra, G. M. (2000). From passive to active to intentional: Changing conceptions of the learner. *Symposium presented at the American Educational Research Association Annual Meeting*. New Orleans.
- Sinatra, G. M., & Pintrich, P. R. (2003). The role of intentions in conceptual change learning. In G. M. Sinatra, & P. R. Pintrich, *Intentional Conceptual Change* (pp. 1-18). New York: Lawrence Erlbaum Associates.
- VanZile-Tamsen, C., & Livingston, J. A. (1999). The differential impact of motivation on the self-regulated strategy use of high- and low-achieving college students. *Journal of College Student Development*, 40(1), 54-60.
- Zimmerman, B. J., & Bandura, A. (1994). Impact of self-regulatory influences on writing course attainment. *American Educational Research Journal*, 31(4), 845-862.

Behavior and Satisfaction of Thai Tourists Towards Cultural Tourism Through Homestays in a Community Enterprise in Thailand

Sineenat Rermlawan, Rajabhat Rajanagarindra University, Thailand
Chatchai Tritham, Rajabhat Rajanagarindra University, Thailand

The Asian Conference on the Social Sciences 2016
Official Conference Proceedings

Abstract

This article focuses on behavior and satisfaction of Thai tourists toward cultural tourism through the homestays of Baanrimklong Homestay Community Enterprise Group in Samut Songkhram, Thailand. This quantitative research used questionnaires concerning the behavior and satisfaction. Sampling consisted of 400 tourists who holidayed at Samut Songkhram during the period of investigation. The statistics used percentage, average, and standard deviation.

The results of this research showed that the tourists that visited Baanrimklong Homestay at Samut Songkhram were Thai nationals between 20-30 years of age, held a bachelor degree and with an income under 10,000 Baht per month. The main purpose of visit was found to be cultural tourism through homestay in order to gain knowledge and experience. The tourists travel with family, travel on the weekend, travelled on average two nights at a time, traveled 1-2 times yearly and spent 2,001-3,000 Baht per time. The level of satisfaction of cultural tourism by the Thai tourists participating in the research was reported to be high.

Keywords: Thai tourists, cultural tourism, homestay, community enterprise

iafor

The International Academic Forum
www.iafor.org

Introduction

At present, the tourism industry is regarded as a significant segment which boosts the global economic. It has been accepted that the growth of the tourism industry continues to increase and has become a main component of the international trade system worldwide. In Thailand, the tourism industry has been playing an important role for decades. It is a driving force of economic growth which has contributed to increased employment and income, and investment in related businesses. In addition, it has created prosperity for the country and improved the quality of life of the Thai people. However, the competition in this industry exists at a global level, especially in terms of the quality of environmentally-friendly management. Therefore, it is necessary that the Thai tourism industry, as part of the economic drive, should enhance the quality of tourism products to meet international standards (The Tourism Authority of Thailand, 2016).

In order to facilitate confidence of guests towards homestays, the Ministry of Tourism and Sports have developed the “Thai Homestay Standard” evaluation. This is to assess and guarantee the standard of Thai homestays, and also to prepare for the Asian Community. In 2015, the Asian Community will define and employ the universal homestay standard among the Asian Countries with the aim of increasing tourist confidence. Moreover, sustainable tourism will be the focus and be referred to as “Green Tourism” (Department of Tourism, Ministry of Tourism and Sports, 2016). Homestays in Thailand have become increasingly popular in the Thai tourism industry since 2004 and their development is expected to continue according to the economic and social developing plan of the Thai government 8th edition. Homestays are viewed as an example of cultural and heritage tourism. During 1998-1999, Thailand’s government announced that these two years would be the year of Thai tourism using the slogan, “Amazing Thailand” which has now been used several times. Because of this trend, the government helped cultural tourism investors to develop their businesses and supported Thailand’s homestay programs since 2004. Many researcher have studied homestay in Thailand (Rermlawan, S. 2010), (Naaipinit, A. and Maneenert, T. 2010), (Nguyen Quang VINH, 2013).



Figure 1: Symbolize the homestay standard Thailand
Source : Department of Tourism, Ministry of Tourism and Sports
available at <http://www.homestaythai.net>

Baanrimklong Homestay Community Enterprise or Baanrimklong Homestay commence operations in 2004 by providing accommodation. The Thai style traditional homestay and guest house is located close to "Phee Lork" canal where tourists can relax with nature, live like a villager and learn the village lifestyle. In 2010, Baanrimklong Homestay received Thailand Tourism Award 8th and in 2013, the community enterprise was selected to be one of twenty "Creative Community" from Creative Tourist Magazine. Moreover, the homestay is also promoted as a self sufficient economy community. (Baanrimklong Homestay, 2016).

In this study, the researcher focused on the behavior and satisfaction of Thai tourists toward cultural tourism through homestays at Baanrimklong Homestay. This article is organized as follows. Firstly, the purpose of the study and conceptual framework of the research are introduced. Next, the quantitative research are revised in the methodology. Then, the analysis of data is presented. The result of the study are described in the results and discussions sections.

Purpose of the study

The objectives of the research are as follows: 1) to study the general information of Thai tourists who visited Baanrimklong Homestay, 2) to study the behavior of Thai tourists, and 3) to study the satisfaction of Thai tourists towards cultural tourism through the homestay community enterprise.

Methodology

This research explored the behavior and satisfaction of Thai tourists toward cultural tourism through homestay tourism of Baanrimklong Homestay as follows: 1) tourist accommodation, 2) food and nutrition, 3) security of life and property, 4) hospitality of the owners and members, 5) excursions, 6) natural resources and environment, 7) local culture, 8) enriching and value-added products, 9) services of homestay group, 10) tourism activities, and 11) public relationship. By investigating the relationships between variables which are the Thai tourist's general information and behavior of Thai tourists towards the homestay community enterprise this research will serve as guidelines for understanding target markets or consumers. In addition, by comparing the levels of satisfactions of Thai tourists towards cultural tourism through homestay, priorities can be developed as shown below in the following conceptual framework:

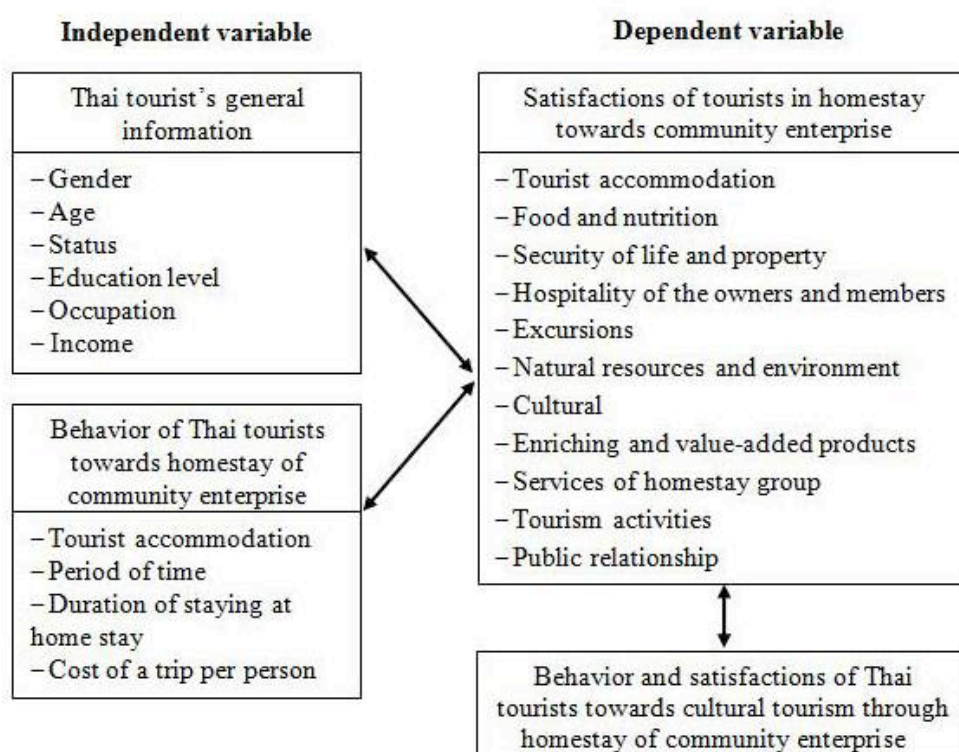


Figure 2: Conceptual framework of the research.

This quantitative research used questionnaires concerning the behavior and satisfaction. The participants for this study were 400 who stayed at Ban Rim Khlong Community Enterprise in Ban Pok sub-district, Muang Samut Songkhram district, Samut Songkhram province, Thailand, during the data collection period. The data was analyzed using percentage, average, and standard deviation.

Results

1. General Information

The sample for this study consisted of 185 males (46.25%) and 215 females (53.75%). From the sample population were 224 participants (56.00%) were 21-30 years old, 229 participants (65.25%) were single, 327 participants (81.75%) had graduated from the university with bachelor degree, 123 participants (30.75%) were business owners / business officers, and 134 participants (33.50%) had a salary between 10,001-20,000 Bath per month. The age, marriage status, education level, and occupation of the sample group is shown in Table 1.

Table 1: General information

Demographic characteristics	Frequency (Total 400)	Percentage (%)
Gender		
Male	185	46.25
Female	215	53.75
Age		
Under 20	20	5.00
21-30	224	56.00
31-40	153	38.25
41-50	2	0.50
51-60	1	0.25
61- over	-	-
Status		
Single	229	65.25
Married	106	26.50
Widowed/Divorced/Separated	65	16.25
Education level		
Primary school	-	-
Secondary school	61	16.25
Associate degree	5	1.25
Bachelor degree	327	81.75
Master degree and above	7	1.75
Occupation		
Government official	67	16.75
Business administrator/Business officer	123	30.75
Business owner/Contractor	87	21.75
Student	64	16.00
Employee	59	14.75
Farmer	-	-
Merchant	-	-
Other	-	-
Salary per month (Baht)		
Under 10,000	64	16.00
10,001-20,000	134	33.50
20,001-30,000	115	28.75
30,001-40,000	86	21.50
40,001-50,000	1	0.25
50,001-over	-	-

2. The behavior of Thai tourists in Aanrimklong Homestay

The majority of the sample population in terms of behavior of tourists were as follows: 268 participants (67.00%) had a trip with their family, 280 participants (95.00%) travelled during the holiday, 328 participants (82.00%) stayed for a duration of two days at the home stay, and 134 participants (33.50%) spent for one trip between 1,001-2,000 Baht per person. The travel tourist style, period of time, duration

of staying in home stay, and cost of a trip per person of the sample group is shown the behavior of Thai tourists in Table 2.

Table 2: The behavior of Thai tourists in Baanrimklong Homestay

The behavior of tourists	Frequency (total 400)	Percentage (%)
Travel tourist style		
Trip with family	268	67.00
Trip with friend/colleague	117	29.25
Bag pack trip	5	1.25
Trip with tourist company	6	1.50
Other	4	1.00
Period of time		
Weekdays (Monday-Friday)	-	-
Holidays	380	95.00
Thailand's official holidays	20	5.0
Other	-	-
Duration of staying in home stay		
1 day	66	16.50
2 days	328	81.00
3 days	6	1.50
More than 3 days	-	-
Cost of a one trip per person (Baht)		
Under 1,000	64	16.00
1,001-2,000	134	33.50
2,001-3,000	115	28.75
3,001-4,000	86	21.50
4,001-5,000	1	0.25
5,001 - over	-	-

3. Satisfactions of Thai tourists in homestay of community enterprise in Baanrimklong Homestay

3.1 The level of satisfaction towards the accommodation for Thai tourists

This study found that Thai tourists preferred an airy, bright, and odor free accommodation (Mean = 4.20). The satisfaction level for the complete sample was 4.06, standard deviation of 0.62. The level of satisfaction of the accommodation for Thai tourists of the sample group is shown in Table 3.

Table 3: The level of satisfaction towards the accommodation for Thai tourists

Items	Rank					Mean	Std. Deviation	Level of satisfaction
	5	4	3	2	1			
– The accommodation for Thai tourists are an airy, light access, and no odor.	144	191	65	-	-	4.20	.70	high
– The accommodation	88	225	87	-	-	4.00	.66	high

for Thai tourists are
clean and comfortable.

– The accommodation for Thai tourists have
showers and toilets with
clean and private.

Average	106	191	103	-	-	4.06	.62	high
---------	-----	-----	-----	---	---	------	-----	------

3.2 The level of satisfaction towards food and nutrition

The study found that type of food and raw materials used in cooking towards food and nutrition had the highest level of satisfaction (Mean = 3.93). The satisfaction level of the sample had an average total of 3.79, standard deviation of 0.69. The level of satisfaction towards food and nutrition of the sample group is shown in Table 4.

Table 4: The level of satisfaction towards food and nutrition

Items	Rank					Mean	Std. Deviation	Level of satisfaction
	5	4	3	2	1			
– Type of food and raw materials used in cooking	62	108	156	74	-	3.58	.59	high
– Food containers clean and safe	61	252	87	-	-	3.93	.50	high
– Drinking water clean	61	192	125	22	-	3.73	.60	high
Average	61	184	123	32	-	3.79	.69	high

3.3 The level of satisfaction towards the security of life and property

The study found that security guard towards the security of life and property was scored the highest level of satisfaction (Mean = 3.70). The satisfaction level of the sample had an average of 3.79, standard deviation of 0.69. The level of satisfaction of the security of life and property of the sample group is shown in Table 5.

Table 5: The level of satisfaction towards the security of life and property

Items	Rank					Mean	Std. Deviation	Level of satisfaction
	5	4	3	2	1			
– There're security guard.	28	223	149	-	-	3.70	.59	high
– There're preparation for a first aid.	-	227	173	-	-	3.57	.50	high
– There're tools to communicate with the authorities when incidents occur, or the tourists illness.	2	78	261	59	-	3.06	.60	moderate
Average	10	176	194	20	-	3.79	.69	high

3.4 The level of satisfaction towards the hospitality of the owners and members

The study found that the satisfaction towards the Creating knowledge exchange activities in their communities lifestyle was scored the highest level of satisfaction (Mean = 4.18). The satisfaction level of the sample had an average of 4.29, standard deviation of 0.75. The level of satisfaction of the satisfaction towards the hospitality of the owners of the sample group is shown in Table 6.

Table 6: The level of satisfaction towards the hospitality of the owners and members

Items	Rank					Mean	Std. Deviation	Level of satisfaction
	5	4	3	2	1			
– To welcome tourists and create familiarity	120	175	105	-	-	4.04	.75	high
– Creating knowledge exchange activities in their communities lifestyle	174	166	60	-	-	4.29	.71	high
– Providing advice on various matters	154	136	110	-	-	4.11	.81	high
Average	149	159	92	-	-	4.18	.75	high

3.5 The level of satisfaction towards the excursions

The study found that clear excursions, which were accepted by the community had the highest level of satisfaction (Mean = 4.14). The satisfaction level of the sample had an average total of 4.18, standard deviation of 0.75, and satisfaction levels. The level of satisfaction towards the hospitality of the owners and staff is shown in Table 7.

Table 7: The level of satisfaction towards the excursions

Items	Rank					Mean	Std. Deviation	Level of satisfaction
	5	4	3	2	1			
– Excursions are clear, which must be accepted by the community.	115	225	60	-	-	4.14	.65	high
– Excursions has tourism information activities.	87	221	92	-	-	3.99	.67	high
– Homestay owners are a local guide or a local guide coordinator for tourist.	103	246	51	-	-	4.13	.61	high
Average	102	230	68	-	-	4.18	.75	high

3.6 The level of satisfaction towards the natural resources and environment

The study found that caring for the environment for both a tourist attraction and community continuously had the highest level of satisfaction (Mean = 4.25). The satisfaction level of the sample had an average total of 4.21, standard deviation of

0.46. The level of satisfaction towards the natural resources and environment of the sample group is shown in Table 8.

Table 8: The level of satisfaction towards the natural resources and environment

Items	Rank					Mean	Std. Deviation	Level of satisfaction
	5	4	3	2	1			
– There're tourist attraction within the community or nearby.	136	197	67	-	-	4.18	.68	high
– There're caring for the environment both a tourist attraction and community continuously.	106	289	5	-	-	4.25	.46	high
– There're an attracting tourists to reduce the environmental impact of tourism and global warming.	82	313	5	-	-	4.19	.43	high
Average	108	266	26	-	-	4.21	.46	high

3.7 The level of satisfaction towards the cultural

The study found that maintaining of cultural and local traditions provided the greatest level of satisfaction (Mean = 3.98). The satisfaction level of the sample had an average total of 3.94, standard deviation of 0.61. The level of satisfaction of the cultural of the sample group is shown in Table 9.

Table 9: The level of satisfaction towards the cultural

Items	Rank					Mean	Std. Deviation	Level of satisfaction
	5	4	3	2	1			
– There're maintaining of cultural and local traditions.	79	235	86	-	-	3.98	.64	high
– There're maintaining of community lifestyle as a daily routine.	49	263	88	-	-	3.90	.58	high
Average	64	258	87	-	-	3.94	.61	high

3.8 The level of satisfaction towards the enriching and value-added products

The study found that the greatest satisfaction level was for people in the community to develop the potential of the services (Mean = 4.35). The satisfaction level of the sample had an average total of 4.24, standard deviation of 0.65. The level of satisfaction towards the enriching and value-added products of the sample group is shown in Table 10.

Table 10: The level of satisfaction towards the enriching and value-added products

Items	Rank					Mean	Std. Deviation	Level of satisfaction
	5	4	3	2	1			
– A product produced by residents and local ingredients that are unique to the community.	154	187	59	-	-	4.24	.69	high
– There is a souvenir shop in the community.	149	163	83	5	-	4.14	.78	high
– People in the community have the opportunity to develop the potential of the services impressed.	139	261	-	-	-	4.35	.48	high
Average	147	204	47	2	-	4.24	.65	high

3.9 The level of satisfaction towards the services

The study found that clearly prescribed details of fees and services for the homestay provided the greatest level of satisfaction (Mean = 4.21). The satisfaction level of the sample had an average total of 4.15, standard deviation of 0.64. The level of satisfaction towards the services of the sample group is shown in Table 11.

Table 11: The level of satisfaction towards the services of homestay group

Items	Rank					Mean	Std. Deviation	Level of satisfaction
	5	4	3	2	1			
– A group of residents organized an association or cooperative.	136	205	59	-	-	4.19	.67	high
– Homestay define procedures for Thai tourists to prevent a conflict with the culture, tradition and beliefs of the community.	101	208	91	-	-	4.03	.69	high
– Homestay has bookings and registration system for information about tourists.	127	213	60	-	-	4.17	.66	high
– Homestay offers details of fees and services that are clear and present.	108	269	23	-	-	4.21	.53	high
Average	118	224	58	-	-	4.15	.64	high

3.10 The level of satisfaction towards the tourism activities

The study found that the learning activities (offering food to the monks in the morning) provided the greatest level of satisfaction (Mean = 4.16). The satisfaction

level of the sample had an average total of 4.13, standard deviation of 0.60. The level of satisfaction towards the tourism activities of the sample group is shown in Table 12.

Table 12: The level of satisfaction towards the tourism activities

Items	Rank					Mean	Std. Deviation	Level of satisfaction
	5	4	3	2	1			
– Community lifestyle tourist activities. (Visiting Amphawa Market in the evening).	58	342	-	-	-	4.14	.35	high
– Learning activities. (Give food to the monks in the morning)	144	176	80	-	-	4.16	.73	high
– Entertainment tourist activities.	81	259	60	-	-	4.05	.59	high
– Handicraft tourist activities. (Making the woven coconut leaves)	144	174	82	-	-	4.15	.74	high
Average	107	238	55	-	-	4.13	.60	high

3.11 The level of satisfaction towards the public relations.

The study found that manual, document and printing media for public relation provided the greatest level of satisfaction (Mean = 3.86). The satisfaction level of the sample had an average total of 3.91, standard deviation of 0.44, and satisfaction levels. The level of satisfaction towards the public relationship of the sample group is shown in Table 13.

Table 13: The level of satisfaction towards the public relationship

Items	Rank					Mean	Std. Deviation	Level of satisfaction
	5	4	3	2	1			
– Homestay has manual, document and printing media for public relation their community tourism.	24	297	79	-	-	3.86	.49	high
– Homestay has published data for public relation.	7	315	78	-	-	3.82	.43	high
– Homestay is listed in homestay tourist guide of the Ministry of Tourism and Sports.	42	339	19	-	-	4.06	.39	high
Average	24	317	59	-	-	3.91	.44	high

Conclusion

The results of this study showed that the behavior of tourists that visited Baanrimklong Homestay at Samut Songkhram happened to be Thai people of 20-30

years of age, held a bachelor's degree and had an income under 10,000 Baht per month. Most of the Thai tourists' main purpose of the stay was to learn about cultural tourism through homestays in order to gain knowledge and experience. Tourists traveled with family, travelled on the weekend, holidayed for two nights, traveled 1-2 times per year and spent 2,001-5,000 Baht per time. The satisfaction of Thai tourists toward cultural tourism through Baanrimklong Homestay was found to be at high level for all 3 aspects, i.e., the enriching and value-added products, the natural resources and environment and the hospitality of the owners and members and the excursions.

Suggestions

1. Useful in developing homestays in Thailand in order to maintain the natural environment and cultural traditions.
2. Maintain a standard for various aspects of homestay in Thailand, and to improve the quality of services to meet the needs of tourists.
3. The development of activities for homestays to provide for tourists visiting the homestay for both Thai and foreign tourists.

Acknowledgement

The researchers would like to offer special thanks to Baanrimklong Homestay Community Enterprise Group for their constant support and assistance during this project. This research was funded by VIVA Intensive Travel, Thailand. Heartfelt thanks to the Research and Development Institute, Rajabhat Rajanagarindra University for the financial support that made the study possible.

References

The Tourism Authority of Thailand, *Welcome to Thailand Tourism Awards*.

Retrieved from: <http://tourismawards.tourismthailand.org/history.php>
(Accessed 15 March 2016)

Ban Rim Khlong Homestay, *About Bannrimkhlong Homestay*. Retrieved from:
<http://www.baanrimklong.net/en/aboutus.html> (Accessed 15 March 2016)

Department of Tourism, Ministry of Tourism and Sports, *Homestay Thailand Standard* Retrieved from: <http://www.homestaythai.net./Homepages/ReadPage/2>
(Accessed 15 March 2016)

Department of Tourism, Ministry of Tourism and Sports, *Homestay Thailand Standard* Retrieved from: <http://www.homestaythai.net.> (Accessed 15 March 2016)

Rermlawan, S. (2010), Guideline for Development the Business Competencies for Homestay Entrepreneurs in The East of Thailand, *Journal of Uttaradit Rajabhat University*, 11, 111-112. (In Thai)

Naipinit, A. and Maneenert, T. (2010), Community Participation in Tourism Management in Busai Village Homestay, Wangnamkheo District, Nakhon

Ratchasima Province, *Thailand, International Business & Economics Research Journal*, Volume 9, Number 1, 103-101

Nguyen Quang VINH, (2013), Destination Culture and Its Influence on Tourist Motivation and Tourist Satisfaction of Homestay Visit, *Journal of the Faculty of Economics and Administrative Sciences, Çankırı Karatekin University*, Volume 3, Issue 2, pp. 199-222

Contact email: rermlawan@yahoo.com ; chatchai.tritham@gmail.com



Job Safety Knowledge and Apply Job Safety Analysis for Small and Medium Enterprises: At Chacheongsao Chonburi and Rayong Province

Jarut Dhitivara, Rajabhat Rajanagarindra University, Thailand
Kitiwong Sasuad, Rajabhat Rajanagarindra University, Thailand

The Asian Conference on the Social Sciences 2016
Official Conference Proceedings

Abstract

This study aimed to determine the job safety behavior among the employees and employers in small and medium enterprises (SMEs) in order to develop a guideline for the promotion of job safety knowledge and to support the job safety activities in the workplace of SMEs by applying the Hazard Identification Technique in job safety analysis. This study was a quantitative research where an in-depth interview was applied for data collection. The samples consisted of 54 employers and 315 employees in 3 provinces, i.e., Chachoengsao, Chonburi, and Rayong Province. Results showed that the level of safety behavior that had been practiced in the work places was found to be at high level for all 4 aspects, i.e., task and operation, machine and equipment, environment, and safety management. The most supporting factor for safety work in the workplace was the protective equipment that provided by the employers. A training course using 5s strategy was organized in the workplace before and after their daily routine works. The guideline for the promotion of job safety knowledge was developed, which included all organizing activities regarding to the regulation and rule of conducts, promotion activities of job safety, and training program for the promotion of job safety knowledge.

Keywords: Job safety knowledge, job safety analysis, SMEs

iafor

The International Academic Forum
www.iafor.org

Introduction

The number of injuries or illness from work at workplace during 2009 – 2013 was reduced at decreasing rate. According to statistical data of injuries or illness from work at workplace (Social Security Office, 2014). It has been shown that the total number of injuries was 111,894 in 2013 where as the total number of injuries was 131,826 in 2012, which was equivalent to 15.1 percent in reduction. The number of injuries or illness from working in the workplace was reduced annually at the average rate at 6.7 percent during 2009 to 2013.

The number of injuries from working in the workplace has been classified as severe degree of violation in five years between the year 2009 to 2013, where the most severe cases of injuries were reached at the rate of 70.4 %, which the workers had to stop working for three days. The rate of injury that requires for stop working more than three days was 27.4 %, which revealed that there were fewer cases for the degree of violation in the workplace. Several causes of injuries or illness resulting from working in the workplace, i.e., injuring with cut, wound or stab by objects, struck against objects and falling/slipping down, and lift up/moving heavy things/working, had been reported. These aforementioned data reflect that the problems of safety management in the workplace are still existed. It indicated that the basic step of safety management was inadequate especially in part of hazard analysis and identification.

It has been shown that the proportion of the number of employee to number of injuries from working in the workplace is high in the range of 20 to 99 persons that employed in the workplace, especially at Chacheongsao, Chon Buri and Rayong Provinces in Eastern Thailand (Social Security Office, 2014). Thus, it implies that there is an inadequate of safety management in the small and medium enterprises (SMEs).

However, there are various technical tools available for the application to analyze and identify hazards, where it can help to improve a performance of safety management of the small and medium enterprises. In this study, Job Safety Analysis (JSA), which is one of the hazard and accident assessment tools that can be used to identify and control hazards that may occur in the workplace due to its simple and not complicated.

All data previously mentioned demonstrate that the tendency of number of injuries from working in the workplace is reduced at decreasing rate. The violation and causes of injuries from workplace suggest that the safety management is inadequate especially in the part of hazard identification. It has been shown that the number of employee that injure from working in the workplace is also high in the small and medium enterprises.

Thus, this study was aimed to determine the job safety behavior among the employees and employers that might support the job safety activities of working in the workplace in small and medium enterprises, in order to develop a guideline for the promotion of job safety knowledge and to support the job safety activities in the workplace in small and medium enterprises by applying the Hazard Identification Technique in Job Safety Analysis.

Methodology

The methods that used in this study were the quantitative research and an in-depth interview. The phenomena of the accidental event through the observation that recorded in the numerical ways and through statistical analysis were determined. The constructed self-response questionnaires were sent out to respondents and used the returned complete questionnaire for the statistical analysis of the findings. An in-depth interview was carried out in order to collect an in-depth understanding of job safety behaviors and introduce the information concerning the Job Safety Analysis.

The participants that participated in this study were employers and employees in the small and medium enterprises in Chachoengsao, Chon Buri, and Rayong provinces. The samples were randomly selected in proportion to the population using tables of Taro Yamane with the significance at 5%. The samples consisted of 54 employers and 315 employees for a total number of 369 participants. Those selected samples of the small and medium enterprises were classified by numbers of employee working in the small and medium enterprises, i.e., 1 to 19 employees were named as group 1, 20 - 49 employees were named as group 2, whereas 50 or more employees were named as group 3.

All data from the questionnaires were verified and processed by computer. The descriptive statistical analysis was carried out using frequency, and percentage that described the characteristics of population and sample. Various characteristics, i.e., gender, age, education, the arithmetic Mean, standard deviation were used to measure the level of various factors such as job safety behavior and job safety knowledge. Inferential statistics were set at the significance level 0.05 to analyze the relationship between variables and factors using parametric and nonparametric test.

Results

It was found that the characteristics of the respondents who participated in this study were consisted of 63.9 % male, while the age groups were varied ranging from 62.3% for the age group of 31-40 years old, 17.3% for the age group of 21-30 years old, 16.3% for the age group of 41-50 years old, and 4.1% for the age group of 51 – 60 years old. The educational background of respondents revealed that 43.4% of them finished high school or vocational certificate, while 27.6% of them were holding associated bachelor degree, and 19.2% of them earned bachelor degree. In regarding to their experiences in the workplace, it was shown that most of respondents had 1-5 years of experience (35.5%), where 27.1 % of them had been working in the workplace for 6 – 10 years, whereas 27.9% of them had been working in the workplace for 11 or more years.

The level of job safety behavior of employees and employers that had been practiced in the workplaces was considered in four aspects, i.e., task and operation, machine and equipment, environment, and safety management. The study was found that the level of job safety behavior that related to the task and operation could be rated into three levels, i.e. 50.1 % of respondents were at the very high level, 28.5% of respondents were at high level, and 9.2% of respondents were at the moderate level. The level of job safety behavior that related to machines and equipments was also rated into three levels, i.e., 36.9 % of respondents were at the very high level, while

33.1% and 16.5% of respondents were at high and moderate levels, respectively. The level of job safety behavior that related to the environment in the workplace was similarly rated into three levels, i.e., 35.2% of respondents were at the very high level, while 32.5% and 21.7% were at high and moderate levels, respectively. The level of job safety behavior that related to safety management in the workplace was rated into three levels, where 37.4%, 33.3%, and 14.6% of respondents were rated at the very high, high, and moderate levels, respectively. In summary, the level of job safety behavior that related to all four aspects could be similarly rated into three levels, where 40.7% of respondents were at the very high level, while 32.8% and 17.3% of respondents were at high and moderate levels, respectively.

The general practice of employees regarding to the safety behavior in the workplace could be considered as five steps of practice, i.e., study working manual before working, warn and advise colleagues to be aware of the importance of safety, use only the provided safety devices, do not work when knowing that he or she is not ready to work, and must be careful when approaching to a running machines.

It was found in the additional study that the level of attitude of self protection for job safety in the workplace could be rated into three levels, i.e., 48.2% of respondents were at a very high positive level, 39% and 14.6% of respondents were at high positive and moderate levels, respectively.

The level of safety knowledge of respondents was also rated in to three levels, i.e., 35.8 % of respondents were rated at a very high level, 29.8 % and 19.5 % of respondents were rated at high and moderate levels, respectively.

According to the list of supporting for job safety in the workplace provided by employers, it could be considered and assigned into five steps, i.e., providing protective equipments in the workplace for employees, providing of training program for job safety in the workplace, apply 5'S strategies (Screen, Systematic, Spotless, Sanitary, and Self-discipline) in order to facilitate the work of employees, providing suggestion boxes concerning the safety in the workplace, and organizing a sign / label / poster slogan contest on safety in the workplace.

In regarding to the guideline for the promotion of job safety knowledge, it could be listed in several ways, i.e., organizing activities regarding to the regulation and rule of conducts, organizing activities to promote safety workplace, organizing training program for promotion of job safety, where conversation security, suggestion safety activities from employees, and observed risky behavior of employees were included.

Discussion

Job Safety Analysis is a technical method that can lift the operation of the workplace to safety operation as possible. Job Safety Analysis is a simple activity, and its basic purpose is to search and identify the hazard trend that may occur in each working stages. This technical analysis is focused on accidents that has not been regulated as hazardous and can be occurred among the worker, machinery / equipment, and environment. In order to eliminated or reduced risk, it is advised that a solution that can correctly improve the working process in the workplace and transfer the safety knowledge to all workers as much as possible.

In Modern JSA, the Job Safety Analysis is not only focused on the search for any harm that is likely to cause an accident. Job Safety Analysis is used in an analysis of other hazards, such as chemicals, dust, atmospheric conditions, and information in the physical sciences. It is used for the executive to urge the regulations of the organization. This is agreed with other studies done by Kittiporn (1994) and Sirijharunwongse (2011), which show that job safety analysis could be benefit to the managers of the workplace. It is a beginning stage of safety management and is led to determine the measure that suit to the existing accidents. Using job safety analysis can make supervisor and employees know more about safety practices, hazards that are hidden in each activities, and operations to eliminated or reduced the hazards. In order to help workers to be accustom to a safety practice and treat it as a routine job, it is recommended that all workers should participate in job safety management, build and improve all activities to be more efficient, more safety operation, and develop more positive job safety attitudes of employers and employees.

The job safety analysis can be done with five steps of activities. The first step is the selection of the job to be used in the hazard analysis, where and the selection is done by job priority ranking. The second step is to break down the job into a sequence of step, where an analysis of identified potential hazards is done in the third step. The fourth step is to determine a preventive measures to overcome or protect the hazards that may occur and to consider for any methods to be used to eliminate and reduce hazards, while the fifth step is to provide the job safety standard documents and organize a training on job safety behavior and observation.

Conclusion

It was shown that the job safety analysis of the small and medium enterprises was led to the development of measures to eliminate or reduce the hazards inherent in working conditions or the environment, and how to prevent hazards. The level of job safety behavior of employees and employers that had been practiced in the work places was considered against four aspects, i.e., task and operation, machine and equipment, environment, and safety management. It was found that the level of job safety behavior was rated at high level for all aspects. General practice for the safety behavior in the workplace of employees was developed and distributed to all of them. The level of attitude of self-protection for job safety and the level of safety knowledge was found at a high positive level for most of respondents. Employers should provide protective equipment, training program, provide suggestion box, organize a poster slogan contest on safety in the workplace, and apply 5'S strategies to support the job safety analysis activities of employees. The guideline for the promotion of job safety knowledge has been developed and distributed among all members in the workplace.

Acknowledgement

This research was funded by Rajabhat Rajanagarindra University, Thailand

References

Institute of Small and Medium Enterprises Development, (2011). *Definition of SMEs*, Bangkok: Institute of Small and Medium Enterprises Development, Available at the URL; <http://www.ismed.or.th>. Retrieved on December, 2013 (in Thai).

Institute of Small and Medium Enterprises, (2011). *Management of Occupational Health, Safety and Environment for SMEs*, Bangkok: Institute of Small and Medium Enterprises Development, Available at the URL; <http://www.ismed.or.th>. Retrieved on December, 2013 (in Thai).

Kittiporn, C. (1994). *Job Safety Analysis*. Journal of Safety and Environment. 4 (3), 17-21. (in Thai)

Ministry of Industry, (2000). *Regulation of the industry on the basis of hazard identification, risk assessment and risk management plan 2000*. Bangkok: Department of Industrial Works, Ministry of Industry. (in Thai)

Ministry of Industry, (2002). *Regulation determining the number of jobs and the value of fixed assets of The small and medium enterprises 2002*. Bangkok: Ministry of Industry. (in Thai)

Ministry of Industry, (2009). *Thai Industrial Standards, Occupational Health and Safety Management Systems 2009*. Bangkok: Thai Industrial Standards Institute, Ministry of Industry. (in Thai)

Occupational Safety and Health Administration (2002). *Job Hazard Analysis OSHA 3071*. Washington D.C.: Department of Labour. (in Thai)

Office of Small and Medium Enterprises, (2011). *Report Small and Medium Enterprises 2010 and Outlook for 2011*. Bangkok: Office of Small and Medium Enterprises, Available at the URL; <http://www.sme.go.th>. Retrieved on October, 2013 (in Thai)

Office of Small and Medium Enterprises, (2011). *Definition of SMEs*. Bangkok: Office of Small and Medium Enterprises. Available at the URL; <http://www.sme.go.th/Pages/Define.aspx>. Retrieved on January, 2014 (in Thai).

Office of Small and Medium Enterprises, (2010). *Status of SMEs in Thailand : the role of economic, social and cultural*, Bangkok: Office of Small and Medium Enterprises Available at the URL; <http://www.sme.go.th>. Retrieved on October, 2013 (in Thai)

Office of the National Economic and Social Development Board, (2011). *The National Income of Thailand 2011*. Bangkok: Office of the National Economic and Social Development Board. Available at the URL; <http://www.nesdb.go.th>. Retrieved on October, 2013 (in Thai).

Safety and Health at Work Promotion Association (Thailand), (2011). *Job Safety Analysis*. Bangkok: Safety and Health at Work Promotion Association (Thailand),

Available at the URL; [http://: www.shawpat.or. th](http://www.shawpat.or.th). Retrieved on October, 2013 (in Thai)

Simachokedee, W. (1995). *Scripture safety. Edition 1*. Bangkok: Grass publisher. (in Thai)

Simachokedee, W.(1995). *Psychology of industry organizations and Human Resource Management to increase productivity. Edition 1*. Bangkok: Preanpatatna printing publisher. (in Thai)

Sirijharunwongse, U. (2011). *Job Safety Analysis (JSA): Hazard Identification Technique for Work Accident Prevention*. HCU Journal, 14 (28), 233-245. (in Thai)

Social Security Office, (2014). Analysis of accident years 2009 to 2013, Bangkok : Social Security Office.(in Thai)

William Bridges, (2005). *Selection of Hazard Evaluation Technique*. Process Improvement Institute, Inc. (PII) Knoxville, TN 37922 USA Available at the URL; [http://: www.p-i-i-i.com](http://www.p-i-i-i.com).

Contact email: d_jarut@hotmail.com

The logo for the International Association of Forensic Researchers (iafor) is centered on the page. It features the word "iafor" in a light blue, lowercase, sans-serif font. The text is enclosed within a circular graphic composed of two concentric, slightly irregular arcs. The outer arc is a light blue color, and the inner arc is a light red color, creating a ring-like effect around the text.



Ethnicity and Community History Related to Active Aging Development at Sao Cha-Ngok Subdistrict, Bangkla District, Chacheongsao Province, Thailand

Phakphoom Lobdhom, Rajabhat Rajanagarindra University, Thailand

The Asian Conference on the Social Sciences 2016
Official Conference Proceedings

Abstract

This research was aimed to develop a guideline for promoting a better health quality of elderly in Sao Cha-ngok Sub-district, Bangkla District, Chachoengsao Province, Thailand, while the quality of life in terms of the potentiality, value, and being active in participation of ageing in society, should be enhanced. The study mainly focused on the investigation of the effects of ethnicity, race, and community history on the elderly potentiality. Qualitative data were collected through field notes, interview, observation, local legend and related documents. The findings showed that ethnicity, race of Thai-Chinese people, and the community history in the aspects of society and economy were related to the elderly ways of life in Sao Cha-ngok Sub-district. It could be noted that these elderly were working in agriculture and commerce. They possessed lands and tried to keep them for their descendants. This was led to their unique community culture affecting their roles in society and culture. The elderly were usually join activities at temples, which were the center for their participation. The development of the elderly role was based on the same race and identity leading to “Sao Cha-ngok elderly group”, which the members shared the same cultural experience. The members were able to join activities, stayed healthy, with their stable minds.

Keywords: Ethnicity, community History, active aging.

iafor

The International Academic Forum
www.iafor.org

Introduction

From the phenomenon of Thailand's population structure change to aging society, several sectors of the country focus on preparing to cope with changing urgently. Both government and local agencies realize that need to take care of elderly including young people will be elderly caregivers as well. That is a challenging task because if it is ignored, it will become a social crisis.

Access of aging society leads to preparation in academic coping that offers various and appropriate choices such as proposing approaches for caring and developing elderly in order to be self-reliance and able to do things benefiting societies, families and communities. There is a link between elderly and their roles in terms of economics, politics, society and cultures. They not becomes only elderly being important and meaningful, but they are also defined through societies and cultures that they live as well.

However, problem recognitions of entering aging society with increasing elderly make a picture of anxieties relating quality of life and society, hiring, dependence, public health problems and maintaining elderly prestige and values. The elderly and increasing in their numbers are viewed being social problems impacts to social systems, elderly and business of the country.

The point of view mentioned above is not able to explain cultural society of elderly, particularly Thai community cultures in village level happening together with transferring urban culture changing into local communities. Therefore, in ethnic dimension, cultures of ethnic groups and ethnic existence influence perception, acceptance and treatment of elderly in communities. For this research, the researcher would like to show that cultures and ethnicity are a point in definition of aging affecting societies in each society that elderly are treated with different perception forms from central government policies. The policies apply business economic view as fundamental idea. They are presented through community historical dimension and ethnic identity with viewing through Thai-Chinese people's cultures in Sao-Cha-ngok Sub-district, Bangkla District, Chachoengsao province.

Objective

This paper aims to study community history, ethnic and Chinese cultures involved with definition of elderly meaning; affected quality of life including social role maintenance of active aging.

Methodology

This study applies a qualitative research methodology, in-depth interviews, participant and non-participant observations, focus group interviews and in-depth semi-structured interviews in order to get significant data concerning food cultural issues. The issues reveal that identity of Chinese ethnicity living in area of Bangpakong River. The results derived from informants are as follows:

The first group: the people providing information or the key informants are elderly who have knowledge concerning community fundamental in food cultural points and

people who have knowledge about local, social changing in issues of migrations, habitations and continuous changing of communities before and after social and economic changes such as formal and informal leaders.

The second group: The informants involving with communities are both formal and informal leaders in community organizational and individual levels by selecting people who live internal and external communities and have relation with communities in issues of Chinese cultures and elderly roles.

The third group: The informants concerning social and cultural changes with interview are local organization groups, government officers involving with cultural, social and economic development. The derived information is analyzed in order to showing connection in local development as government policies leading to change within communities.

Scope of study

Scope of the area

The researcher selects the area of Sao Cha-ngok Sub-district, Bangkla District, Chachoengsao Province with the reasons as follows: The area is significant in terms of Chinese migrations and the communities are located in the diverse cultural area with blending Chinese and Buddhist cultures.

Scope of content

Context area

- Historical fundamental and ethnic groups
- Physical characteristics
- The relationship between people in communities and Bangpakong

River

- Changes and impacts occur from the past to the present.

The elderly roles and importance in the communities.

- Community cultures indicate people's identity in Chinese communities that how they have a relationship with communities.
- How changing societies and cultures occurring affects existence of cultures and elderly in communities.

Research results

The Chinese ethnic: dimension of ethnicity and existence of community ways.

Thailand has a Thai-Chinese populations about 8 million people. Most of them are Teochew 56%, Hakka 16%, Hai-Lam 11%, Kwang-Tung 7%, Hok-Kian 7% and others 12% respectively. Each ethnic group has own identity differently such as Teochew is the biggest Chinese group settling down in the area around Chao-Phraya River and central region. They came from Fujian and Guangdong provinces to Siam since Ayutthaya period. Most of them were traders of rice shop and medicine. Some worked for government sector in the reign of King Thon Buri. Most of Teochew traders got a privilege; therefore, they were called Royal Chinese because the King of

Thon Buri has an ethnicity of Teochew as well. In Rattanakosin period, migration of Teochew people were more increased and there were a lot of Teochew people in Thailand. While another group immigrated to Thailand was Chinese Hakka; the most of them came from Guangdong province since 19th Century. They settled down at Songkla, Phuket, Ratchaburi and Kanjanaburi provinces. The most of them were expert in terms of animal leathers, mines and agricultures. They had agricultural skills, laborers, building, and invention of culture tools; and lived in an ecosystem area that could do agriculture because of being experts in field crops and horticultural crops when comparing with Teochew people. However, they were not good in trade.

However, Chinese people's evacuation in a very beginning age, a number of Chinese men settled down in Siam and then married Siamese women. This became value in those days. The children who were born from transnational marriage were called "Chinese descent". Nevertheless, the evacuation has changed in Ratanakosin Era. More Chinese women have moved to Siam leading to a decrease of transnational marriage.

Thai-Chinese descent in the first era who moved in Thailand held Mahayana Buddhism and Taoism. Later, Theravada Buddhism played a part in Chinese people belief derived from multiculturalism. Most of Thai-Chinese descent held traditional rituals based on Chinese belief and Theravada Buddhism. Chinese important events, for example, Chinese New Year, Moon Festival, and Ancestor Worship Ceremony, are greatly arranged in Phuket, Bangkok and other cities containing large Chinese communities.

Thai-Chinese people, however, worship their ancestors and deities and go to the temple like Thai people do. For funeral ceremony, they still practice in a customary way.

In the meanwhile, some Chinese Hor people in the north believe in Islam following their forebears. They have stronger relationship among members than those who are not Muslim. In Chiangmai, there are seven Chinese mosques. One of important mosques is Ban hor Mosque. Apart from Chinese Hor people, other groups of Chinese people also hold Islam.

Thai-Chinese culture is different from Singaporean and Malaysian-Chinese cultures in terms of religion. Singaporean and Malaysian- Chinese people change to believe in Christianity and speak Mandarin. Thai-Chinese people do not stick much in their own original cultures.

Community history: Thai-Chinese Being in Sao Cha-ngok Subdistrict.

Most of the villagers are Chinese. They immigrated to Sao Cha-ngok around 100 years ago. They spoke Chinese. After that, they communicated to more surrounding people until they were able to speak Thai. Originally, a group of Thais lived in the city and the group expanded after Chinese people moving.

The houses in Area 1 or Moo 1 called Ban Moo are tightly located near Bangpakong River Bank. Previously, this area was a market. It is now called Talad Ban Moo. For Area 2-6 or Moo 2-6, the houses are located separately based on the land ownership.

Sao Cha-ngok subdistrict has modern Chinese and Thai cultures. According to the community history, many Thai people who lived separately in the capital in B.E. 2544 moved to the community and form a large community. In B.E.2450, the community expanded because of more Chinese people moving to Sao Cha-ngok. From then, the ethnic identities of Sao Cha-ngok people have been mixed through marriage. In the age of changing in the community, transnational marriage was not an only factor of people's lifestyle changing. Instead, they still held their ways of life for living together in the community.

In Sao Cha-ngok community, the beliefs in Chinese culture, Buddhism and ghosts are combined. Sao Cha-ngok people still remain Thai culture of living together which is derived from their ancestors. Furthermore, they also pay respect to their departed forebears.

Chinese immigrants in Sao Cha-ngok also rigidly maintain their Chinese cultures. They build wooden houses near Bangpakong River bank for convenient transportation and commerce. The establishment of vegetarian house in Ban Moo is a symbol of religion and culture belief of Chinese people.



Picture 1 : Sao Cha-ngok Chinese Shrine

In B.E. 2504, government policy affected local development and community lifestyle. The reason is that the government focused more on the export of agriculture products. Therefore, people in community turned to earn their lives through farming to support the government policy.

In B.E. 2540 of Bubble Economy, people are impacted by collapse economy. Some agriculturalists faced problems of product export causing them to have insufficient incomes. Some families are under their debt, therefore, they have to adjust themselves to present social conditions. Agriculturists in the communities decline because they work in industry outside communities. In addition, city expanding affects community people thinking in terms of earning more money. Although the people lifestyle has been changed, the conventional beliefs in cultures and ceremonies are unique and outstanding for Sao Cha-ngok community.

In Sao Cha-ngok community, food culture is a unique symbol of Chinese people from the past to the present because most of them are agriculturists, so they produce and sell agricultural products by themselves. The food culture represents nationality and race of local people. Therefore, the food culture of local people has more value in culture than ways of life. Chinese immigrants in Sao Cha-ngok Sub-district bring food

culture with them such as making tofu, one symbol of Chinese people, from soy bean and sweet rice or preserve rice which is transform agricultural products in order to increase food value.

The food culture is disseminated to people in community and those in neighboring communities. It is a part of Sao Cha-ngok people ways of life and rituals which embeds in local people like innate wisdoms and transfers from generation to another generation.

Conclusion: Chinese cultures in Sao Cha-ngok community and active aging

The study reveals that Thai-Chinese people in Sao Cha-ngok community carry on Chinese cultures continuously through rituals and local beliefs. The beliefs are blended between Buddhism and belief in ancestors also appearing constantly such as vegetarian festival, funeral etc... Those rituals are important benefaction existing in Chinese cultures through elderly power in managing and making the rituals. If considered that the rituals and beliefs affect potential of elderly and help elderly in community having roles in societies. They become leaders in doing religion activities because of getting knowledge from their ancestors. The process of transferring to offspring in community is done for young people can look, observe and follow in the future. Each ritual results elderly are accepted. Although the rituals do not occur all year and all genders and elderly don't have roles in communities, the happened things are to gather all elderly' roles participating in the rituals.



Picture 2 : Elderly person in Community Activities.

In addition, belief systems of ancestor spirit power of Thai-Chinese people are important part that keeps respect of elderly roles in Thai-Chinese new generation to remain. That social phenomenon reflects through the rituals e.g. vegetarian festival, observing the precepts, the ceremony of paying respect to deity. Those activities are cultural conditions of ethnicity resulting relationship between age groups of Thai-Chinese people in Sao Cha-ngok Sub-district closely. In addition, it results quality of elderly life in order to be accepted in soul aspect, respect, and an important person in family.

Chinese Hekka in Sao Cha-ngok Sub-district remains ethnic identity through agricultural knowledge. Consequently, Thai-Chinese people in Sao Cha-ngok Sub-district have a lot of farming lands for their descendants. The possession of a lot of heritages shows social power in family management in terms of making decisions

concerning religions, occupation and reservation of Sao Cha-ngok temple. Although elderly are not able to go anywhere, they are not abandoned which are different from elderly concept in literature.

However, people in Sao Cha-ngok Sub-district rely on social interaction through Chinese ethnic identity in order to manage group activities and look after each other e.g. welfare providing, health checking and assistance in funeral. These activities benefit active aging in order to have one of social roles as a group administrator and committee.



References

Kua Wongboonsin. Saw Vaw. Society (the elderly) Bangkok: Chulalongkorn University, 2004 print pages 10-13.

Martin E. Marty, R. Scott Appleby, John H. Garvey, Timur Kuran. *Fundamentalisms and the state: Remarking Politics, Economies, and Militance*. University of Chicago Press. p.390



***Investigation on Behaviors and Affection on Teachers and
Students Rising From Use of Tablet on Integrated Learning in
Primary School***

Saifon Sekkhunthod, Rajabhat Rajanagarindra University, Thailand

The Asian Conference on the Social Sciences 2016
Official Conference Proceedings

Abstract

This study was aimed to determine the behaviors and affection rising from the use of tablet in an integrated learning for grade 1-students and teachers in the primary school. The participants were consisted of 104 teachers and 416 students. Data were collected using questionnaire, where frequency, percentage, mean, standard deviation, t-test, analysis of variance, and chi-square tests were used to determine the statistical significance of data. Results showed that all teachers had been using the tablet in teaching and learning activity for 1 to 2 years, while the students began to use tablet when they enrolled in grade 1 class. The time required for the given activities were 10 to 30 minutes per round. An affection from using tablet for teachers yielded a high score whereas a moderate score level was found in students' activities, and the affection between them was statistically significant difference at the level of $p = 0.05$. The gender, social activity, language, teaching workload, age and skills of teacher were differently affected on psychological conditions and overall behaviors. Students' skills in using tablet were differently affected in all aspects. Internet connectivity to the wifi/3G was differently affected the overall and learning ability. The correlation between behaviors and affection on teachers and students in using tablet was statistically significant difference at the level of $p = 0.05$. The times, duration, time interval, places, and frequency in using tablet were correlated with physical conditions, social and language skills, and learning ability.

Keywords: behaviors; effects; tablet

iafor

The International Academic Forum
www.iafor.org

Introduction

Information and Communication Technology (ICT) plays more important role on the performance of organizations. Therefore it is imperative that organizations must adapt procedures to suit the situations that change rapidly. The ICT 's role is crucial to the economic growth of the country because investment in ICT will be able to enhance the productivity growth of the economy and help in raising Gross Domestic Product (GDP) to a higher level. ICT is also serve as an important part in the development of knowledge, and act as a provider to disseminate of knowledge and service to the public. It serves as a resource to educate people on the basis of the knowledge economy. (Limchupanipa, R., 2003). National Education Act B.E. 1999 and the Amendment (second National Education Act) B.E. 2002 give priority to educational technologies used for educational and learning experiences to learners. Learning technologies will help to improve the quality of education of Thai children in the 21st century. The policies in using information technology to provide education that meets international level. The government policy has set up a national system of electronic learning, with a mechanism to shift the paradigm of learner-centered learning and encourages lifelong learning. Teachers must be prepared to have knowledge concerning educational technology to provide technology education to students. Therefore, the government has established a project “One Tablet PC per Child” using “tablet for education”, which tablet becomes a tool for media, information technology education in the information age, and Internet access. (Pahey, S., 2012, online). The Office of Basic Education has been conducted a pilot project “One Tablet PC per Child” since 2012. The school has recruited students who are interested in this project and meet the qualifying criteria to join the project, where seven criteria have been defined, i.e., the schools have to be under the Office of Basic Education, at least 30 students or more from two classrooms per grade are selected as participants in the project, one teacher in every class is selected, at least 1 – 2 teachers who are computer literate, schools have Internet access through Fiber optic cable or IP VPN or ADSL, administrators and teachers have good intentions, with happy and willing to participate in the project, and the parents in the community are willing to support the school to participate in the project (Office of The Basic Education, 2011). The government is subsequently started to distribute tablet to the selected students, which are starting from grade one to be used as a teaching tool in the modern era constitutes for a new dimension of education in Thailand in order to deploy media technology for education in the second decade of education reform to teachers as media learning materials that are considered as important materials in teaching.

There is a need to reinvent the production of teaching materials that support new technologies for new teachers in order to help new teachers to gain access to the media and technology with guidelines how to choose and use a variety of learning managements. All teachers in the project must be trained concerning the ethical use of the tablet (The office of The technology for teaching and learning, 2012). Several issues concernng the ethical use of the tablet have been described, i.e., the responsibility for the tablet user to avoid the misuse behavior such a deceptive propaganda, or pornography; maintain the accuracy of the content presented on tablet and the content of others with reference appropriately; have the courtesy not to bring tablet to uncover the secrets of others to abuse or pedophilia; access to sources of information or data correctly, no copyright or use the information of others without their permission; the law does not take a tablet to use as the law, rules, values, and traditions of society; and monitor the

use of the tablet for themselves and others. Attempts have to be made to ensure that tablet users maintain high level of morality and ethics, while the development of human resources quality is also needed. This project can lead the nation to success in the education reform. It is hope that researchers will be interested in investigation on behaviors and affectation on teachers and students starting from the use of tablet on integrated learning in primary school. The findings will serve as a guideline in the preparation of school administrators, teachers in the future. This study was aimed to determine the affectation and behaviors rising from the use of tablet in an integrated learning for grade 1-students and teachers in the primary school.

Methods

Populations and Samples

The participants were consisted of 104 teachers and 416 students from 142 schools under The Office of Chachoengsao Primary Education area 1. The samples were recruited using the Yamane's table (Taro Yamane, 1976).

Research Tools

Data were distributed and collected using 2 rating scale questionnaires developed by researcher for teachers and students in different series. The constructed questionnaire dealing with behaviors and affection of teachers and students, which was rising from the use of tablet on integrated learning comprised of four parts, i.e., part 1 was dealing with status of teachers include gender, age, education level, major of highest educational attainment, the number of teaching hours per week, skills in using computers and the Internet, attitudes toward the use of the tablet, and the access to connect to the internet/wifi/3G. The status of students, parents, gender, occupation of parents and others as well as the teacher; part 2 was dealing with behaviors on teachers rising from use of tablet on integrated learning including year of the tablet, the purpose of using a tablet, each time applications, place the tablet on a regular basis, the time required for using, during the tablet regularly, and the frequency of the use of tablet per week. The behaviors of students that rising from the use of tablet on integrated learning, where students had been using tablet since the beginning of the project as well as the teachers; part 3 was dealing with affection on teachers and students rising from the use of tablet on integrated learning, while physical, mind, social and language, skills, teaching and learning ability were taken into consideration; and part 4 was dealing with other comments and suggestions.

Quality Detection Tools

The validity assessment of questionnaire for analyze Item of Index of Congruence (IOC) by 5 experts, where the IOC were between 0.80-1.00. After the tryout of questionnaire by 30 teachers and students, the Cronbach's Alpha Coefficient was 0.967 and 0.902, respectively.

Data collected

Data were collected by research assistant-students who were enrolled as the 5th year students in the Computer Educational program, Faculty of Education, Rajabhat Rajanagarindra University, where they were practicing as practice-teachers at the primary school under The Office of Chachoengsao Primary Education area 1. All data were collected within 15 days.

Data analysis and Statistics

Data analysis was done by package software in computer, where frequency, percentage, mean, standard deviation, t-test, analysis of variance, and chi-square tests were used to determine the statistical significance of data.

Results

The characteristics of personal status of teachers and students.

It was found that approximately 84.64 % of 104 teachers were female and 64.62 % of them were holding bachelor degree, while 71.16 % had skills in using computer and Internet access. It was found that 43.27 % of teachers had a positive attitude toward the use of tablet and to connect go the networking Internet/wifi/3G, where 83.65 % were used tablet to access the networking Internet. The variations of age of teacher in the sample group were varied among the individuals where the lowest one was 23 years old, while the maximum age was 60 years old with the average age was at 41.91 years old. The value of standard deviation was 12.109. In the 2nd semester of the year 2014, where the average of teaching hours for teachers was 16.89 hours per week. It was shown that 52.16 % of 416 students were female, while 35.82 % of parents were working as employees in various organizations. It was found that 57.21 % of students had moderate skill in using computer and ability to access Internet networking, while 45.67 % of students had a positive attitude toward the use of tablet to access Internet networking/wifi/3G at the moderate level, and 75.00 % were used tablet to access the Internet networking/wifi/3G.

The behavior of teachers and students in using tablet.

Results showed that 59.62 % of teachers had been using the tablet in teaching and learning activity for 1 to 2 years, where 50.96 % used tablet for teaching purpose. The frequency of times required for teachers that used tablet for teaching purpose, which varied from 10 to 30 minutes per round was 40.38%. It was shown that 51.92 % of teachers were regularly kept the tablet at home, and 43.27 % of teachers used tablet for 1-2 days per week. It was shown that 87.02 % of students began to use tablet when they enrolled in grade 1 class, while 28.61 % of students were aimed to use the tablet for practice skill by playing educational game. Students spent 10 to 30 minutes per round was 39.66 %, where 69.23 % of students kept the tablet regularly at home, and 46.63 % of students use tablet regularly during the holiday, which 50.96 % of student use tablet for 1-2 day per week.

An affectation from using tablet of teachers and students.

It was shown that an affectation from using tablet for teachers yielded a high level (mean=3.51), where three aspects were affected at the high level, i.e., skills, teaching ability (mean=3.80), social and language (mean=3.47), whereas two aspects were affected at the moderate level, i.e., physical (mean=3.25) and mind (mean=3.05).

An affectation from using tablet for students was found at the moderate level (mean=3.00), where five aspects were affected at the moderate level, i.e., skills (mean=3.15), learning ability (mean=3.13), physical (mean=3.01), social and language (mean=2.29), and mind (mean=2.83).

The comparison of an affectation among teachers and students after using tablet.

An affectation from using tablet among teachers was statistically significant difference at the level of $p = 0.05$, where the gender of teachers was differently affected on social

and language. The ages of teachers was differently affected on overall and mind, while the teaching workload of teachers was differently affected on teaching ability. The skills in using computer and Internet access of teachers was differently affected on overall factors, physical factor, and mind.

An affectation from using tablet among students was statistically significant difference at the level of $p = 0.05$, while the Internet connectivity to the wifi/3G was differently affected on the overall and learning ability of students. The parents' occupations of students were differently affected on learning ability. The skills in using computer and Internet of students were differently affected on overall, physical and mind. social and language, skills, teaching and learning ability.

The correlation between behaviors and affectation in using tablet of teachers and students.

The correlation between behaviors and affectation on teachers in using tablet was statistically significant difference at the level of $p = 0.05$. The times duration in using tablet were correlated with physical conditions. The time interval in using tablet were correlated with mind conditions.

The correlation between behaviors and affectation on students in using tablet was statistically significant difference at the level of $p = 0.05$. The times duration, time interval, places, and frequency in using tablet were correlated with physical conditions, social and language skills, and learning ability.

Discussions

The results of an analysis on the behavior of teachers and students showed that most of teachers had been using the tablet for a period of 1-2 years, while most of students started to use tablet when they enrolled as grade 1-students. This may due to the advantage of technology and modern communications that help to invent innovations on a portable computer or notebook computer, and portable new devices including tablet, which are widely used around the world starting from the year B.E. 2011. The government policy of Thailand has endorsed the statement to the parliament to supply and distribute tablet to students who enroll as the grade 1-students since the year 2012, and let the students make use of the tablet in the country during that period. Teachers are expected to use the tablet for teaching purpose, while students are expected to use tablet as an enhancing educational materials. All teachers should be knowledgeable understanding with skills in using tablet for the application of learning activities in the class. Teachers should be prepared to modify the classroom to facilitate the use of tablet in teaching activities. Students are expected to apply the educational game for developing skills and reading practice where both Thai and English language are currently available. This expectation is consistently found in the study on students using the tablet and computer for educational purposes in Bangkok (College of Technology Siam, 2013), where approximately one out of three students or 34.89% use tablet computers for educational purposes. It has been shown that most of the students spend time about 30 to 60 minutes in using a tablet PC for educational purposes about. It also has been shown that students use the tablet computers for their entertainment rather than educational purposes, i.e., playing games, viewing video or movies, and social network activities. The most important reasons that related to activities in using a tablet PC for educational purposes are given as follows, i.e., quick

and easy to find information using search engine, can be used anywhere and anytime, easy to use, portability and easy to carry around, and ample of storage ability.

Results of using tablet that affected on teachers were found to be at a high level, where only three aspects, i.e., skills, teaching ability and language, were affected at a high level. This affection is probably due to the ability of teachers that are able to adjust their teaching methods in accordance to the process of change. Most teachers are always seeking new contents in order to develop innovative learning activities. Therefore, all teachers need to understand learning and information technology in order to apply and blend them in teaching activity very well. This study is involved all of administrators, teachers and students to put skills into practice together properly in order to achieve maximum efficiency in learning and management of education. The study is focused on the learner and the learning process, which have too many varieties. Since knowledge is not only available in the school, teachers must change themselves to act as "the director" who can help or guidance students for their learning process. This finding is relevant to the study using a tablet in the Bring Your Own Technology (BYOT) project (Wattananarong, K, 2013), where teachers use the tablet in teaching and train other teachers to become acquainted with this new practice. The processes in this new practice are consisted of the preparation in teaching, feelings pursuits, and an evaluation of learners and trainers. The teacher that uses the tablet for teaching purpose is affected only when the teacher has the intention to teach student more effectively and gain more effectiveness. Teachers have to put an effort for making it possible to adapt contents to the local environment, to students through various channels in the pursuit of knowledge for students in order to make students become more interested and enjoy learning.

The affection on students from using tablet is found to be at a moderate level, where all aspects are affected to students at the same level. The highest average of affection was the impact of skills. This observation may relate to the facts that there is no language barrier for reading English, which is the international language uses in news and social movements. Using tablet in the classroom is affected on students' reading skills and resulted in reading fluently, where they can overcome the difficulty in reading with the correct pronunciation. The students can listen to a correct pronunciation in reading materials that can be accessed through the tablet where they can practice reading it too. Students are also able to read books from tablet where they can reduce reading time from other text books. It was shown that students could answer questions correctly from the story books. The writing skills of students are also improved after using tablet for quite sometime, where they can spell the word correctly after self-practicing on the tablet. According to the handwriting message of students, it has improved tremendously because atypical grasp in writing on the tablet is done by using just one finger stroke. Students do not hold the pen, but just simply drag a finger alphabet. or dip the appropriate button. However, this practice is lead to an unfamiliar with the pen, or penmanship as they should. Students are accurately calculated, and have fun in playing games concerning the calculation of numbers. It is shown that when students start to learn how to count numbers, they can do it with more accuracy. It is observed that students can get a high score in the game involving math lesson on the tablet. Students can practice self-learning to avoid the pressure from the peer group and are able to improve themselves to catch up the peer group. It is found that the use of tablet in the classroom is lead to the student's participation in the class with a high motivation to learn. The skill in reading, writing, and numeracy are

improved moderately as perceived by teachers. The average opinion of teachers in learning of mathematics in Thailand suggests that the skills in thinking and calculation of students in mathematics are higher than those students who take science, social studies, and English at a statistically significant level .05. (Siripila, S., 2014), which is agreed with studies using a tablet by the BYOT project (Wattananarong, K, 2013). Our observations show that students have a good attitude toward the use of tablet for its easy to use and the usefulness in using it, which can enhance their learning achievements, research, and collaboration. The using of tablet does not affect the physical health, but the students need more time to spend with tablet.

It was shown that several factors that might affect the behavior of teachers, i.e., gender, age, the teaching load, the accessibility to the Internet/wifi/3G, educational level of training, skills in using computers and Internet, and attitudes toward the use of tablet were not statistically significant difference at the level of $p = 0.05$. It was found that several factors of students, i.e., gender, the ability to access the Internet/wifi/3G, occupation of students' parents, skills in using computer and Internet, and attitudes towards the use of the tablet, were differently affected on overall behaviors, whereas all aspects were not statistically significant difference at the level of $p = 0.05$. These observations may relate to the environment in today's modern society, and a society of learning, where media share as important parts in educational system rather than to be used only in the development of effective learning. The tablet computers become to be an essential part in learning activities for teachers, students, parents, and all users without gender discrimination, qualification. Results of this study suggest that using of tablet has no statistically significant difference against the impact on physical,

psychological, social and language skills, and the ability to teach, which is agree with the results of a study of the Office of Singburi Primary Education (Jaidee, 2013)

Results of the study revealed that the correlation between behaviors and affectation on teachers in using tablet was statistically significant difference at the level of $p = 0.05$. The times duration in using tablet was correlated with physical conditions, while the time interval in using tablet was correlated with mind conditions. The correlation between behaviors and affectation on students in using tablet was also statistically significant difference at the level of $p = 0.05$, where the times duration, time interval, places, and frequency in using tablet were correlated with physical conditions, social and language skills, and learning ability. This observation is related to the behavior of using tablet for both teacher and student groups, where they use the tablet too often and for too long. Therefore, physical health and mental health of children that using tablet to access to the Internet can create an unknown physical symptoms such as headache, back pain, joint pain, abdominal pain, chest pain, fatigue, etc. These symptoms will disappear after stop using tablet. Other symptoms that may relate to activities in using tablet are the behavioral sleep-wake up call due to the time requires for a rest is not enough. Since the secretion of growth hormone is occurred during sleep is not fully function. This activity will cause children to grow slowly, and affect the learning of children. If the children sleep on the tablet, it would makes children feel hungry, where they usually find snacks to eat with no physical activity. This practice requires a lot of energy to burn during that period, and resulting in an overweight of the children. It has been shown that the addiction of using tablet has psychological impact on the child's age, where there is a need for the adaptation by imitating personal favorite, and the values are based on a shared sense that we imitate it. It is observed that the behavior of using tablet has impact on social and language that can cause a

lack of self-control resulting in changes in the relationships within the family. This observation is related to a misunderstanding and conflict that occurred in the family. The impact of using tablet in the classroom can affect students' reading skills in the positive way for those students who can not read it. The listening part of speech that is available in a tablet is the best method to improve the listening skill because the tablet users will experience the proper pronunciation of native speaker. They can learn it anytime when they are free and as many times as they need.

An improvement of teaching skills of teachers is affected immensely by using tablet. It has been shown that several practices, i.e., preparation of teaching materials and lesson plans, rehearsal teaching activities from the teaching notes that are easily to modify or change, and adapt contents to the local environment, can enhance the improvement of teaching skills. It is also observed that the learning activities of students are affected in various way, i.e., the participation of students in class room are increased due to the reduction of time for each session to 30 minutes with higher motivation to learn in that given time intervals, and students are always eager to learn new things that can be loaded into tablet.

Suggestion

I would like to make some suggestions that both teachers and parents should set time limit for each session in using tablet to be not more than 30 minutes, with a relax manner and look after their health during or after the session. There is a need for teachers to develop an application for software that promotes learning activities. It has been shown that a narrative cartoon is appropriate for children in primary school level regarding their cognitive and effective response, where a narrative plays an important role in motivating continued active videogame play. Teachers are encourage to develop an integrated English with major Asian language to be used in a narrative cartoon videogame. All administrators and teachers should learn how to motivate and encourage students to learn and practice in Information Technology. The precaution against the Computer Crime Act BE 2550 should be given to all computer and tablet users including students' parents to be aware of this Act. Teachers should learn and develop skills in using tablet and always maintain their abilities and skills to be actively performance. The impact of using tablet for teaching purpose in primary schools should be investigated more concerning how to motivate all teachers, students and parents to become continued active learning by using tablet.

Acknowledgement

I would like to express my sincere thanks to Research and Development Institute, Rajabhat Rajanagarindra University for supporting researches' budgets. And thank are extended for all staff of Research and Development Institute. I am most grateful for the President of the University and Professor Somsak Pantuwatana, not only the research article but also many other knowledge in life. This study would not be achieved this far and be completed without all the support that I have always received from them. Finally, the most sincere and grateful are extended to all of my computer's students, participants and staffs at schools for their support throughout the period of this research.

References

- Burton, M. (2009). Integrating Tablet Technology into an Elementary Mathematics Methods Course. *Proceedings of Society for Information Technology & Teacher Education International Conference 2009*. Retrieved January 07, 2013 from <http://www.editlib.org/p/31145>.
- Chen, F., Sager, J., Corbitt, G., & Sandoe, K. (2008). The Effects of Using a Tablet PC on Teaching and Learning Processes. *AMCIS 2008 Proceedings*. Retrieved December 19, 2012 from <http://aisel.aisnet.org/amcis2008/262>.
- College of Technology Siam. (2013). *Report of the survey using computer tablet for educational purposes, and opinions on the computer tablet consists of a class of students in Bangkok*. Bangkok: Technology Siam (in Thai).
- Couse, L. & Chen, D. (2008). Exploring the potential uses of the Tablet computer as a tool for young children to represent ideas. *Proceedings of Society for Information Technology & Teacher Education International Conference 2008*. Retrieved January 07, 2013 from <http://www.editlib.org/p/27771>.
- Jaidee, M. (2013). *A study using the tablet to the learning of teachers in schools under The Office of Singburi Primary Education*. Master Degree thesis in Science Education. King Mongkut's Institute of Technology Ladkrabang (in Thai).
- Limchupanipa, R. (2003). *The development of information technology to create competitive advantage for the country*. Bangkok: Thailand Institute of Scientific and Technological Research (in Thai).
- Office of The Basic Education. (2011). *The criteria for school Selected as pilot schools project One Tablet PC per Child*. Retrieved June 17, 2011 from [http://www.obec.go.th/application form pilot project Tablet.pdf](http://www.obec.go.th/application%20form%20pilot%20project%20Tablet.pdf) (in Thai).
- Pahey, S. (2012). *The Tablet for Education: Opportunities and challenges*. Retrieved June 17, 2012 from <http://www.kan1.go.th/tablet-for-ducation.pdf> (in Thai).
- Siripila, S. (2014). The effect of using tablets in the classroom with the teacher and student behavior. *Education Electronic Journal: OJED*, 9(2), 320-334. Retrieved October 17, 2015 from <http://www.edu.chula.ac.th> (in Thai).
- SRI International. (2005). *Tablet PC Technical Findings*. Singapore: Center for Technology in Learning.
- TheAsianparent.com. (2015). *The survey behavior of the smart phone and tablet for children ages 3-8 years in ASEAN, Singapore*. Retrieved September 01, 2015 from <http://th.theasianparent.com/>.
- TabletD.com. (2546). *What is Tablet?*. Retrieved June 07, 2015 from <http://www.tabletd.com/articles/289>.
- Oxford Economics. (n.d.). *Capturing the ICT Dividend: Using technology to drive*

productivity and growth in the EU. Retrieved December 18, 2014 from http://www.corp.att.com/bemoreproductive/docs/capturing_the_ict_dividend.pdf.

Wattananarong, K. (2013). *Report of Research “Using a tablet with the BYOT: Bring Your Own Technology”*. Retrieved June 17, 2013 from <http://www.thairath.co.th/content/365756> (in Thai).

Weiten, W. & Lloyd, A.M. (2000). *Psychology applied to modern life*. (6th ed). Belmont: Von Hoffman Press.

Yamane, T. (1976). *Statistic: An Introduction Analysis*. (2nd ed). New York: Harper and Row.

Contact email: saifon_sek@yahoo.com



Participation of Family in Promoting Quality of Life for Elderly

Aungkana Koolnapadol, Rajabhat Rajanagarindra University, Thailand

The Asian Conference on the Social Sciences 2016
Official Conference Proceedings

Abstract

This research was aimed to study the involvement of the family in promoting the health of the elderly in Hua Sai Sub-district, Bang Khla District, Chachoengsao Province, Thailand. The study was done by the group process. Data were collected using questionnaires and observation of three activities from the participation, i.e., an adjustment in the principle of learning and understanding of elderly status, train to become awareness in the promotion to become quality seniors, and stimulate the awareness good quality of life with sustainability. A sample of 30 people was recruited from the select sampling. The preliminary requirement was set to be the family with seniors at 70 years of age or above. The statistical methods used to analyze data were frequency, percentage, and t-test.

It was found that the adjustment in the principle of learning and understanding of elderly status were higher after the activities were accomplished with a statistical significance at the level of 0.05. Results of training activities to become awareness in the promotion to become good quality seniors with a good sustainability were higher than that of activities before the training with a statistical significance at the level of $p = 0.05$. It was also shown that the activities of involvement of families in promoting quality of life had changed into a positive side after the event were higher than that of activities before the training with a statistical significance at the level of $p = 0.05$.

Keywords: Participation of family, elderly, promoting quality of life

iafor

The International Academic Forum
www.iafor.org

Introduction

The Population in Thailand has increased from 26,000,000 to over 63,000,000 during the last 50 years. The aging population (60 years and over) has increased respectively as well. The essential cause of rapid decline in elderly population is due to fertility decreasing which 50 years ago, woman had given birth by average 6 times, but currently the average is less than 2. The prior transition has effect with ratio and the child population has decreased rapidly; therefore, ratio of elderly population has been increasing. Thus, the structure of Thai population has changed from young population to aging population (Foundation of Thai Gerontology Research and Development Institute, 2014). The quality of life of the elderly in Thai society, it was found that some were being cared for very well according to principle of Thai society; there are the culture and traditional practices to determine the family institution and supporting as residence for the elderly. The happiness of the elderly in the family is that they can live with the warm family with respect and caring. The role of the family member has realized and learned about the elderly; besides, understanding of the elderly conditions and treatment for avoiding conflicts and promoting good health, which in turn secures the feeling of the elderly on their values that they are meaningful to the family. Therefore, the elderly would like to live long and has effect with the elderly health and the good quality of life.

In Hua Sai Sub-district, Bang Khla District, Chachoengsao Province had 2,423 families: the number of the population was 7,529 and the number of the elderly was 1,071. According to the elderly number which mentioned, the older people with the chronic disease were 286 and 14 were disable. As the research, it was found that most of the family needed to work in remote areas that caused the elderly to feel lonely. Although currently some organizations were concerned and supported welfares, only some older people got this attention. As the informal interview some seniors was found that the activities that were provided for them were good and useful, but when the elderly people went back to their homes; the family member did not understand the changes which occurred with the elderly. Thus, the problem was aware from the researcher who is the scholar of Rajabhat Rajanagarindra University, which has the campus in Hua Sai Sub-district, Bang Khla District, Chachoengsao Province. The research aimed to help the community. Thus, the researcher was interested to study the involvement of family in promoting the health of the elderly; analyzed the problems and explored the solutions together. This research was aimed to be applied with guidelines in promoting health and quality of elderly in community. Hence, the elderly can live happily with the family; including people in the family have realized their roles and also supporting the good quality of life of the elderly.

This research was aimed to experience the involvement of the family in promoting the health of the elderly in order to be guidelines for promoting the health and quality of life of the elderly with the cooperation between the family and community. The results of the study will be useful data for related organizations in adjustment of considering for planning practices in policy framework in promoting the involvement of the family in promoting the good quality of life.

Objectives

The major objective of the research was aimed to study the involvement of the family in promoting the health of the elderly where three minor objectives were, i.e., to adjust the basic of learning and create understanding of the elderly, to practice in order to raise awareness in promoting the health of the elderly, and to maintain the awareness in a long term practicing.

Method

Population and Samples

The population: the people who were 70 years of age or above and people who took care of the elderly who lived together, their names were in the House Registration and lived in Hua Sai Sub-district, Bang Khla District, Chachoengsao Province, Thailand.

Samples: The cooperation of 30 older people who were 70 years and over as volunteers and another 30 people who took care of the elderly.

Variables of the Study

The independent variable of the study was the participation of the family of the elderly by applying Group Dynamics.

The dependent variable of the study was 4 elements of World Health Organization: 1) Physical 2) Psychological 3) Social relation 4) Environment

Methodology

The researcher conducted the research by using Group Dynamics. At the beginning: preparing area and contacted and coordinated with other people for selecting 30 elderly volunteers who were 70 years of age or above. Besides, 30 people who took care of the elderly, all of them gave great cooperation. The study began with involvement of the family for promoting the health of the elderly with pattern of experiment “*One Group Pretest-Posttest Design*”. The research studied in the role of the family in promoting the health of the elderly and acting of the family in promoting the health following the perception of the elderly. Later, 30 people who took care of the elderly attended 3 activities for adjustment in the principle of learning and understanding of elderly status, trained to become aware in the promotion to become quality seniors, and stimulate the awareness of good quality of life with sustainability. At the end of the activities, the researcher followed the results with the study of the family roles in promoting the health of the aging people and also the role of the family in promoting good quality of life following the perception of the elderly

The instruments for collecting data were questionnaires of the role of the family in promoting good quality of life of elderly. The questionnaires of the role of the family in

promoting good quality of life following the perception of elderly and the proficiency test from 3 activities.

The instrumentation of the research, the researcher studied on concepts, theories and the involved research on the role of the family in promoting quality of life of elderly. Besides, the questionnaire and tests were investigated for quality and validity by 3 experts. The instruments were proved and used with trial samples which had similarity with the 30 real samples. The results were used to find the reliability of the questionnaires and proficiency test.

Data collecting by using questionnaires of the role of the family in promoting the good quality of life and the questionnaires in performing the role of the family in promoting good quality of life following the perception of the elderly. Before and after participating the activities of group process and evaluating the knowledge of people who took care of the elderly both before and after attending the activities.

The statistical methods used to analyze the data were frequency, percent and the comparison of t-test scores before and after the participation of activities. T-test and the role of the family in promoting good quality of life following the perception of the elderly were used.

Results and Discussion

People who took care of the elderly were 30 volunteers, who consisted of 22 females or 73.33 percent and 8 males or 26.67 percent. The most of them were from the age of 40-49 years: 11 people or 36.67 percent, in the age of 50-59 years: 7 people or 23.33 percent, in the age lower than 30 years: 5 people or 16.67 percent, in the age of 31-39 years: 4 or 13.33 percent and in the age of 60 and over: 3 years or 10 percent in respectively. The status of 18 of them was married or 60 percent, 8 people were single or 26.67 percent, the number of the divorced and separated was 3 or 10 percent and other was 1 or 3.33 percent in respectively. Most of them had relationship with the elderly as children: 20 people or 66.67 percent. There were 7 that had relationship as grandchildren or 23.33 percent. There was only 1 as a relative or 3.33 percent and others were 2 or 6.67 in respectively.

The 30 elderly volunteers who participated consisted of 23 females or 76.67 percent and 7 males or 23.33 percent respectively. Most of them were aged 80-89 years: 18 people or 60 percent, aged 71-79 years: 11 people or 36.67 percent, and lower than 70 years: 1 person or 3.33 percent respectively. Most of them were widowed, divorced and separated: 20 people or 66.67 percent, 7 of them were in marriage status or 23.33 and 3 were single or 10 percent in respectively. Most of them have chronic diseases as arthritis: 12 people or 40 percent, high blood pressure: 10 people or 33.33 percent, and other diseases 9 people or 30 percent, heart disease: 5 people or 16.67 percent, diabetes: 4 people or 13.33 and there were 3 people or 10 percent without chronic diseases, allergy: 2 people or 6.67 percent respectively. Most of them graduated from primary school: 15 people or 50 percent, a lot of them graduated in secondary school and others: 12 people or 40 percent and there were 3 people or 10 percent had no education respectively. According to income, most of them

have income under 1,000 Baht (29 U.S. dollars) per month: 23 people or 76.66 percent, the elderly with income between 1,000-3,000 Baht (29-86 U.S. dollars) per month: 3 people or 9.99 percent, the elderly with income over 3,000 Baht (over 86 U.S. dollars) per month: 2 people or 6.66 percent and there were 2 elderly did not state their income or 16.66 percent respectively.

Conclusion

According to the activities, it was found that the results of the activities for basic adjustment of learning and understanding of elderly status were higher after the activities with a statistical significance at level of $p=0.05$. The result of training and stimulate the awareness good quality of life of the elderly was higher after the training with a statistical significance at level of $p=0.05$ and the results of the simulation for the awareness of good quality of life with sustainability were higher after training with a statistical significance at the level of $p=0.05$. The study of the involvement of the family in promoting the health of the elderly was found that the role of family had changed into the positive side after the activities with the statistical significance at the level of $p=0.05$ all of in physical, psychology, social relation and environment. This is because the participation of this group process activities which the researcher and others arranged; thus, this is a cause of learning and had changed in every aspect and it was consistent with Connie (2008) which stated that family should be created with understanding of the changes in elderly which this group process was arranged, the volunteers who took care of the elderly understood more and was aware of the difference and have learned to take care of the elderly in an appropriate way. The members of the family in all ages were part of helping each other. The elderly can share their experiences with people in the family and family members should understand in the good quality of the elderly as Campbell (1976); Young and Longman (1983) define the meaning of "good quality of life of elderly" means the good feeling of themselves, their lives and being active, also have self-confidence to admire themselves and face the obstacle with confidence; besides, they feel that they are not a burden on their children and can attend activities in their community.

Acknowledgement

The authors would like to thank the Rajabhat Rajanagarindra University (RRU) for financial contribution.

References

Foundation of Thai Gerontology Research and Development Institute. (2014). **Situation of the Thai Elderly 2014**. Retrieved October 30, 2015 from <http://thaitgri.org/?p=36746>

Connie, R. S., CFCS. (2008). **Family today**. United State of America: Mc Graw-Hill

Campbell, A. (1976). Subjective measure of well-being. **American Psychologist**, 3, 177-124.

Young, K.J., & Longman, A.J. (1983). **Quality of life and person with melanoma**. A pilot study Cancer Nursing, 6th ed

Contact email: aung-2007@hotmail.com



Social Justice: Widows' Perspectives

Poornima Sajive Nair, Symbiosis Institute of Design, India

The Asian Conference on the Social Sciences 2016
Official Conference Proceedings

Abstract

Widows in the state of Maharashtra have been very supportive of each other and are very independent individuals. In this paper 25 widows from Mumbai are interviewed and an attempt is made to define social justice from the perspective of widows. "Social Justice" meaning and definition from the views of society at large is laid down, it is time to redefine Social Justice from the perspective of the widows, for the widows and their partly orphaned children.

The widows interviewed, bring up their children singlehandedly and fend for their children. In the city 'Mumbai' which is the commercial capital of Maharashtra, these silent sufferers called 'widows' struggle to make ends meet. Irrespective of the strata of society the widows belong, they are subjected to the same torment by their family and people in their society. The law in the constitution states that the rights of widows and her children must be protected. Despite several attempts by various organisations to safeguard the right of the widows to live with dignity there are several women who refuse seek help from the law makers. This is a study spanned over 6 years, of the widows and their struggle with daily life. The study highlights the method employed by the widows to sustain and take care of their family. Their children are interviewed. The feelings of young children towards life, religion and society are documented.

Keywords: widows, society, social Justice.

iafor

The International Academic Forum
www.iafor.org

1. Introduction

Plato in “The Republic” formalised the argument that an ideal state would rest on four virtues wisdom, courage, moderation, and justice. Many Philosophers are mesmerised by the concept of Social Justice from the time of Plato. Social Justice and the justice prevalent in the law of state controlled system are very different and clear-cut. Definitions of Social Justice “refer to a society free from discrimination in its divisions, and distribution of resources”. Social Justice gets its jurisdiction from the rules of ethics and morality existing in each culture. Justice is based on the concept that a person must be accountable for his own actions, and face the repercussions for his wrongdoings. He would however be qualified to earn a reward for his toil and hard work. This lays down the fundamental principle that ‘justice’ meted out in terms of rules by the society or individuals in the society is not above the justice of the state and is in violation of human rights and the constitutional meaning of Justice. The underlying principle of justice is respect for independent, peaceful behaviour by one’s own choice without force. If society imposes rules over an individual /individuals out of disrespect and behavioural aggressiveness over situations that arise due to a natural calamity that is not under the control of that individual /individuals, then it is termed ‘Cultural rules’. The “cultural rules” would violate the basis on which the society is built they will restrict the freedom of choice and violate the basic principle of justice. Both justice and morality require respect for individual free choice not violating the rights and duties of any other. The idea of natural rights can be used to create a legal system that makes it possible for individuals to pursue happiness and live life with honour and dignity. Rawls is known for his theory of justice as fairness he assumes a society is composed of free and equal people having personal and political autonomy with equal set of circumstances and cooperative arrangements that benefit the more and the less advantaged members of the society. Rawls had feminist critics, such as Susan Moller Okin who focused on lacunae in Rawls theory. Rawls theory did not take into account the family relations, the injustices due to hierarchies among family members. Rawls argued that justice should only apply to the “basic structure of society.” Feminists were of the opinion that Rawls had failed to account for the “injustices found in patriarchal society and the division of household chores based on gender”.

“I think we – especially those of us who consider ourselves politically progressive and opposed to all forms of oppression – have been too quick to assume that feminism and multiculturalism are both good things which are easily reconciled. I shall argue instead that there is considerable likelihood of tension between them – more precisely, between feminism and a multiculturalist commitment to group rights for minority cultures” (Okin, 1999). Some thinkers agree with Okin that liberal feminism’s principle that advocates the principle of equality for all people with respect to gender is paramount and that all cultures are capable of such change. Katha Pollitt (1999), feminist columnist she had a ‘hard time understanding how anyone could find these [Okin’s] argument controversial.’ What Okin and Pollit missed out in their understanding about the Indian system is that an unwritten law in society is ingrained in the minds of the members of the society and people accept the law irrespective of the gender. Some people rebel against unwritten laws of the society in Mumbai, they are silenced by the masses that make up the society and eventually learn to accept these laws as a “way of life” or as “fair”.

In the Indian Scenario, in most cultures, irrespective of patriarchal/matrilineal society, the treatment meted out to the widows is unfair, unjust and against human rights. In Maharashtra, according to the census of 2011, 2 % of the males are widowers/divorced/ separated and 9.5 % of the females are widows/divorced/separated. The distinction is very clear widow or a widower is a status bestowed by society due a personal loss by the death of a lawfully wedded partner whereas separation or divorce is by individual choice. The census does not distinguish widows or widowers from the divorced or separated. The widowers enjoy the “high status” in many cultures of the Indian society. The widowers especially in the Brahmin community are most revered and often remarry very easily. Mohini Giri an activist fighting for women’s rights in India was nominated for the Nobel Peace Prize in 2005. Mohini Giri says that “Widowhood is a state of social death, even among the higher castes”. According to one of the widows, who extended the definition by Mohini Giri, “widowhood is a state of Social death due to society inflicting torture (mental/physical) by violating their rights and in turn violating the right to live in peace, harmony with equality and dignity”. A widow is isolated from the society. The code of the society in educated urban areas is not enforced by the society blatantly but very subtly. The Societal code is elusive and escapes the law of the land.

2. Methodology used in this study:

In a time line study of the 25 widows over 6 years, the researcher along with a widow visited the residences of the widows and documented their conditions of living and their views on life. (table 6.1).

Six women were widowed between the ages of 50 and 55 years (≥ 50 years). Six women were between the ages of 40 years and less than 50 years (≥ 40 years & < 50 years). Six women were less than 30 years (≤ 30 years) and seven were between 30 and 40 years (> 30 years and < 40 years).

In the present context twenty five widows living in Mumbai and their children were asked the same questions and the meaning of Social Justice as they see and understand. Their life style and how they cope with day to day activities were documented.

Forty married individuals in Mumbai (20 men and 20 women) were asked why they isolated widows from society and excluded them from social auspicious functions. Response from them is documented.

Forty unmarried women aged 22-28 years and forty unmarried men 26-32 years were asked if they or kith and kin / sibling should marry an individual whose partner is dead and if it is okay if their mother could remarry if she attains widowhood (hypothetical). These 80 individuals were not a part of the study but their views on widowhood needed to be recorded as members of the society.

2.1 Financial and social conditions of the widows in this study:

Of the twenty five widows studied,

- One widow was from an affluent family and financially independent. So she did not need to depend financially on relatives or friends to lend her a hand. She was

isolated from her family but could afford domestic help to do her daily chores.

- One widow was remarried by her husband's brother who took care of her and her two children; and she was his second wife (it was polygamous relationship).
- One young widow 22 years of age was helped by NGO and another widow to sustain and fight for her rights in her marital home.
- Twenty two widows found employment to care for their children.

3. Causes and consequences of Widowhood

Adult males die due to various reasons. In this study it is observed that the cause of death of 22 males is related to chronic alcoholism. Three males died of other reasons.

3.1 Cause of widowhood

Of the 25 widows interviewed, in this study the cause of death of their husband was due to the following reasons

- One lady was widowed as her husband died of natural causes.
- One lady's husband died of illness.
- One young lady (widow) lost her husband to a 'freak' accident.
- All the other ladies interviewed, were widowed because their husbands were chronic alcoholics. One ladies alcoholic husband committed suicide and was a long term patient for mental illness.

3.2 Rituals after the death of the husband

The Six widows living in flats defied the tradition of rituals after their husband's death. It is customary in Maharashtra among Hindus, for a widow to accompany the dead body of the husband to the funeral pyre decked up as a bride. On returning the widow is made to wash off the vermilion on the forehead and the glass bangles on her hand are broken by the mother-in-law (if the mother-in-law is no more any in law or a neighbour would complete the ritual). She is stripped off her bridal wear. The mattress on which her husband and she sleep is thrown away. She is given a separate mattress. From this point onwards codes are enforced and the lady is made to believe that her stars are responsible for her husband's death irrespective of the causes of his death.

A widow after a few days after the death of her husband is forced to leave her marital home. She and her children are stripped of all rights in the marital home that she is entitled. In Mumbai, however most people who are migrants from other states and seldom have their families living with them. They are nuclear families. The widow in this case is naturally isolated from all family. Once a year the in-laws pay a visit unannounced so that they can check the widows 'character' the neighbours are vigilant of the activities the widow undertakes to survive. It is an unwritten code by the society that a widow can never wear colours red and green. Green and red coloured Glass bangles can never been worn by a widow. If a widow dares of defy the unwritten code she is termed a "randi"(prostitute-with no husband), "chaalu" (fast), "chuldail" (witch). This is common in Mumbai the commercial capital of India to use derogatory terms to address widows who want to live life on their own terms making personal choices without harming another individual or the society at large. The

widows however are allowed to bless new born children people receive money from a widow as blessings. The widows are not allowed to attend any “auspicious” ceremonies like marriage, thread ceremony, parties etc. They however are allowed to attend pilgrimage, temples, religious gathering and are expected to visit places where a death has occurred. No help is extended to the widows.

One educated widow approached her community for “threading” her son to enable the son to perform the rituals after death of her husband. The widow belonged to a patriarchal society and her late husband belonged to a matrilineal society. Both communities continue to decline to accept the child and the widow. The widow and her child are completely isolated from society and their families as they believe they are both cursed and have devoured the male who died of illness. An Astrologer predicted that her child has no “Pitru Yog” (that child will lose his father) and that the lady is “Not Manglik” (will not lose her husband and no influence of planet Mars) Another Astrologer had predicted that the son has a great relationship with the father who has a long life and that mother is a “Manglik” (bound to lose her husband by the influence of planet Mars). Contradicting predictions were given by two astrologers about the lady and her son. Finally her “family” decided that both widow and her son have caused the death of her husband. The conclusions of the marital family were based on the contradicting and conflicting predictions by two different astrologers.

Astrologers are consulted by the family of the widow and when they do not get an answer that they anticipated they seek the predictions of another astrologer. 24 widows in this study narrated the similar experience with their families visiting astrologers after the death of their husband. Amateurs practicing astrology is another evil that has seeped into the daily lives of the people. This unprofessional practice of astrology is one of the grounds on which society functions, relies and victimises widows based on this unprofessional and unethical practices, unwritten laws and subtly implemented.

3.3 Living Conditions:

One widow, who is 22 years old, was asked to vacate the house of the husband who died in a “freak” accident. She has two toddlers; youngest child was 7 months old when her husband died. She is not formally schooled has no skill; another widow living close by, approached an NGO to extend help to the 22 year old widow. The NGO mobilised her paper work and established her rights in her marital home at the flat in Mumbai. The widow and both her children are given the kitchen to live. Her Mother- in-Law and Sister-In-Law use the same kitchen to cook their food. The Gas cylinders belonging to her In Laws are stored in the very kitchen where she and the children live. She has a 4 Kg miniature gas cylinder and one kerosene stove in the same place. The whole area is potentially a fire hazard.

Six Widows had self-contained accommodation and privacy, all the other widows are living in slums.

The widows living in slums have a room and kitchen is a non-marked area inside the room. They have a “mori” or a wet area where they wash utensils and clothes. They use this area to urinate in the night. They have common shared toilets to several houses. The common toilets may be near their house or several metres away. They fear rape and molestation by men who are alcoholics in the area.

Five widows were educated and three of them were working. One of them had a part time job and one widow was working as a domestic help. The educated widow working as a domestic help was able to read and communicate in English. She belonged to the Scheduled Caste. Persons belonging to Scheduled cast are entitled to reservation government sectors. She had difficulty in obtaining a caste certificate to prove her minority status to secure admission for her daughter in college. The government machinery has no provisions to electronically obtain the records. She was turned away by the law when she approached to obtain a BPL (Below Poverty Line) card which would have entitled her for subsidy on food. She educates her two minor children and her employers gift her children school fees. She stopped seeking help as she has to abstain herself from her work places.

The widows who are not formally schooled learn and acquire skills such as tailoring, “Bindi” making, bag making, basket making, crochet etc. and work as domestic helps. They fear people in offices and seldom approach the government for help because they feel handicapped without education and the taboo of widowhood prevents them from interacting with men.

3.4 Inability of widows to approach law:

A widow singlehandedly cannot challenge a group. The law takes its own course and it is very cumbersome for a lone lady, as it is time consuming and productive working time is lost in fighting for justice. This is the biggest drawback for the widows who wish to approach the law.

In the case of the widow whose alcoholic husband committed suicide, initially the law treated her as a prime suspect. It took her more than a year to prove that her husband was being treated for mental illness.

Forty Adult individuals (20 males and 20 females) were asked why they isolate widows and why widows are not invited for auspicious functions. Ten males said they invite widows and treat them equally but the widows are inhibited to participate because they fear that others might shun and ostracise them in a social gathering. The Ten males also mentioned their spouses did not like them talking or interacting with widows. Thirty adults (20 females and 10 males) were very hostile and said it was their function and could decide who they choose to invite. In such circumstances the unfair social treatment meted out to the widows cannot be taken up in a court of law for discrimination. It is the fundamental right of an individual to invite any one for a lawful, peaceful, private social gathering or function. Here the widow silently accepts the decision of the society, and then fear sets in and prefers to accept and stay isolated.

3.6 What children of widows feel:

Two widows had minor children and these children could not be interviewed. 48 children of the 23 widows were interviewed (table 6.2). The children of the widows did not approve the treatment meted towards their mother by the society. They did not talk against the elders who violated their mother. They always felt they were at the receiving end and talking against elders would be “wrong”. The most important and

most alarming statement made by the male children of the widows was that when they grow up they would not like to marry a widow. One child said that he did not mind marrying a widow. The female children (of the widows) also agreed that the boys should not marry a widow. The children are made to believe that the widows are unlucky and harm would befall if they married a widow. The female children however said they did not mind marrying a widower. Eleven children of the widows interviewed were asked after 5 years if they would marry a widow / widower and they gave the same answers that it is “okay to marry a widower not they would never allow their siblings or anyone they were associated with in the family to marry a widow nor would they marry a widow “. These answers were given in front of the widows and the widows agreed to their children’s views. The psychological trauma suffered by the children of widows is not addressed.

Questions were asked to 40 unmarried women and 40 unmarried men who were not a part of the study and their responses were documented (table 6.3). All women replied that it is okay for them to marry a widower as a lady would be “blessed” if she was to die “in the presence of her husband”. And the men agreed to the same response. The men said they would never marry a widow nor allow any sibling or kith and kin to marry a widow. All 80 people believed in astrology and said the reason for widowhood is the “wrong” alignment of the stars in the Horoscope. And that if a widow remarried her stars would again make her a widow meaning it would kill another man. No male would take a chance with death by marrying a widow. They also agreed that if their mother attains widowhood they would never “allow” her to re-marry.

4.0 The Indian Constitution: Article 21

Protection of Life and Personal Liberty: “No person shall be deprived of his life or personal liberty except according to procedure established by law.”

The Constitution Of India Provides Fundamental Rights Under Chapter III. These rights are guaranteed by the constitution. One of these rights is provided under article 21.

The phraseology of Article 21 starts with negative word, the word ‘No’ has been used in relation to the word deprived. The object of the fundamental right under Article 21 is to prevent encroachment upon personal liberty and deprivation of life except according to procedure established by law. It clearly means that this fundamental right has been provided against state only. If an act of private individual amounts to encroachment upon the personal liberty or deprivation of life of other person, such violation would not fall under the parameters set for the Article 21. The person violated under such circumstances could approach the law for remedy under Article 226 of the constitution or general law. But, where an act of private individual supported by the state infringes the personal liberty or life of another person, the act will certainly come under the scope of Article 21.

The Article 21 of the Indian Constitution deals with the prevention of encroachment upon personal liberty or deprivation of life of a person.

Not inviting a widow to participate in a private function hosted for peaceful and personal purpose by a person is not in violation of the Article 21 or any law of the land.

The person hosting such a function has the right to choose the invitees. So also people have the right to not talk or maintain personal relationship with a widow as it is their fundamental right to choose who they wish to associate with; so long as the widow or her children are not subjected to ridicule or physically / mentally harassed in private or in full public view. It is a crime against women and children if a widow is asked to leave her marital home because of widowhood. It is a crime if a widow is not allowed to use public spaces, utilities, other amenities provided and maintained by the state, a widow must be provided the aid she is entitled by the law that has been laid down with respect to women and children and all other laws of the land. Not all fundamental duties of a citizen are enforceable. This is the grey area where social norms and the law of the land contradict and are in conflict with one another. The impact of this conflict of unwritten laws by the society and the laws of the land are reflected on the minors in the society who ingrain values of the society and as adults build social values and continue traditions.

5.0 Meaning of Social Justice to a widow

Several attempts to define social justice have been made and recommendations have been made to the law makers. Herein the widows attempted to define Social Justice as applicable to them:

“The change of personal laws towards a lady after the death of her husband” and “which she accepts unconditionally”.

According to three widows, they believe that social justice is “Accepted code created by people in the society or in a geographic area, and imposed by society or people living in that area, on a widow to let her and her children exist in society” (here the word co-exist is not mentioned). They have no complaints about the way they are treated and would treat the next generation in the similar way.

According to 21 other widows who were interviewed they believed that the social justice is “Justice of God delivered ‘through’ the members of the society, by the members of the society. When they were asked why they have responded in this manner, they said “it is okay for the society to lay down laws for a widow as justice of God is above the law of the land”. (According to twenty one widows interviewed)

With definitions and views put forth by the widows, no voice is raised against the society at large by the widows and the society continues to violate the rights of the widows by unwritten laws, codes and torture (mostly mental sometimes physical) which has been widely accepted by adults and children alike. The widow who tried to defy the social system could not succeed to obtain justice as the societal law bearers were males and their wives made sure that husbands did not communicate with the widow. There was no violation of the law of the land hence the widow accepted the social norms and unwritten laws.

4.0. Conclusion

Widows in Mumbai and their children accepted the way they are treated and believed there was nothing wrong. They attempted to define social justice contradicting its fundamental meaning. The value systems of the society are ingrained amongst the

people and the widows fail to believe that there is any recourse for them legally. The widows who attempt to defy the system are isolated by society.

5.0 Recommendations to draft a state policy:

Most widows accept the way they are treated though they wish to be treated different. They have no support system. Ngo's cannot play a part in their daily routine. The Hindus in India still follow traditions because of which it is difficult to make a change. The male members of the communities are dominant and seldom allow a widow to make choices. The children learn socially accepted behaviour from the other members of the society. It was alarming to see the widows and their children accept the unwritten laws of the society.

- Widows must be given a chance to represent other widows in the government machinery.
- Education can help children think differently.
- Counselling to widows and their children must be made available at the school or nearest education centre.
- Children must be taught understand the death of the father and learn to see life from another perspective.
- The illustrations titled "Your father lives in your Genes" are made available to try and find out what people think and if such sheets can be given to children to help them cope with the loss of their father and if it would educate them to think different as they are the future of the society.

5.1 Description of the illustration for children "your father lives in your genes"

This little story first shows the father is dead and both the mother and the child (central character of the story) are sad and yearning for the child's father. The child sadly sits and observes two caterpillars talking to each other. "Papa" caterpillar is eaten by a bird and the mother caterpillar consoles the baby caterpillar saying "your father lives in your Genes" and that they need another man caterpillar to complete the family balance. The child starts observing couples and lets the mother find and marry a kind man to take care of her and her mother. The child and keeps smiling at the end because she believes her father lives in her genes. The central plot or illustrations may be subject to change at a later stage, but by and large this is the ground on which the material would be created.

6.0 List of tables

Table 6.1 data collected from the widows

Age of 25 widows who were documented	Age ≥ 50	6
	Age ≥ 40 and < 50	6
	Age ≤ 30	6
	Age > 30 and < 40	7
How they managed financially	Children started working	9
	Widow herself started working	14
	Remarried	1
	Well off widow	1
If they were helped to adjust to their new life after the death of husband and by whom	Help from government	0
	Help from another widow =2	3
	Help from NGO	1
	Help from Family	1
	help from employer	2
	Help from none	18
Do they accept the way they are treated by society?	Unconditionally Accepted unwritten laws by the society	3
	Unconditionally accepted codes unwritten laws by the society as divine justice or Justice of God that has been delivered by the society.	21
	Injustice need reforms but accepted unconditionally the unwritten laws by the society	1

Table 6.2 responses of the children of the widow.

Children of widows There are 4 minor children who could not be interviewed		Would you marry a widower(asked to female children) / widow (asked to male children)	Is it okay if your sister / cousin sister marries a widower?	Is it okay if your brother / cousin brother marries a widow?	If society agrees would you like your mother to re marry?
22 Female children	Yes	22	22	0	0
	No	0	0	22	20
	Not sure	0	0	0	2
26 Male children	Yes	1	26	1	1
	No	25	0	25	25

Table 6.3 Responses of 80 unmarried men and women

People on the road interviewed various ages 28 - 45		Would you marry a widower(asked to Women) / widow (asked to Men	Is it okay if your sister / cousin sister marries a widower?	Is it okay if your brother / cousin brother marries a widow?	If your mother is widowed would you allow her to remarry if society agrees?
40 Women	Yes	40	40	0	0
	No	0	0	40	40
40 Men	Yes	0	40	0	0
	No	40	0	40	40

References

An Analysis of Widowhood in India: A Global Perspective by *Dipti Mayee Sahoo*. Asst. Prof. Trident Academy of Creative Technology, Bhubaneswar. Vol.2(Jan/Feb 2014 issue). <http://ijmcr.com>

Widowhood in India: A Demographic Analysis by Annie George, Research Scholar Dept Of Demography University Of Kerala 2008.

National Census 2011. (India).

Rawls' Mature Theory of Social Justice- An Introduction for Students by *Dr Jan Garrett* (Latest Minor Revision: August 24, 2005).

The International Forum for Social Development. *Social Justice in an Open World- The Role Of the United Nations*.

Women 2000 Published to promote the goals of the Beijing declaration and the platform for action United Nations Division for the advancement Of Women Department of Economic and Social Affairs – December 2001. (widowhood Invisible Women Secluded or excluded)

<http://classics.mit.edu/Plato/republic.html> The Republic Plato (referred on :14 feb 2016)

September 27, 2014 08:05 IST The other half: A woman's worth?- by Kalpana sharma – the hindu sep 28 2014.

<http://www.thehindu.com/opinion/editorial/widows-of-vrindavan/article6432205.ece> (referred on :14 feb 2016)

Martha Nussbaum on Capabilities and Human Rights (referred on :14 feb 2016)

John Rawls on Concrete Moral Principles: Implications for Business Ethics (referred on :14 feb 2016)

Rawls On Line from John Rawls, Political Liberalism (Columbia University Press, 1996). (referred on :14 feb 2016)

<http://lawisgreek.com/indian-constitution-laws-and-social-justice-for-widows/> (referred on :14 feb 2016)

http://rebirthofreason.com/Articles/Younkins/Principles_of_Metanormative_Justice.shtml (referred on :14 feb 2016)

<http://www.sociologyguide.com/weaker-section-and-minorities/Social-Justice.php> (referred on :14 feb 2016)

<http://people.wku.edu/jan.garrett/ethics/justice.htm> (referred on :14 feb 2016)

<http://www.quebecoislibre.org/younkins27.htm> (referred on :14 feb 2016)

Contact email: fullmoon.nair@gmail.com

***Human Capital of Teachers and Education Personnel Affecting
the Student with Learning Disabilities in Elementary Schools***

Pannarai Subsandee, Rajanagarindra Rajabhat University, Thailand

The Asian Conference on the Social Sciences 2016
Official Conference Proceedings

Abstract

The study of human capital of teachers and education personnel affecting the students with learning disabilities in elementary schools aimed to study the mental health level of personnel and the effect upon the knowledge, attitude, and practice regarding the students in elementary inclusive schools. The two-stage random sampling group included 300 teachers and education personnel in the schools under the Chachoengsao Primary Educational Service Area Office 1. The mental health average score was 48.40 from the full score of 60, which was considered to be the same level as the general population. 52.67 % of the personnel had average mental health while 32.66 % had higher mental health than average. However, 14.67 % had lower mental health than the average. The personnel's score on the knowledge, attitude, and practice regarding the students was 37.82 from full score of 56, which was considered to be at moderate level. 56.67 % were at high level and 43.33 % have moderate level score. Most of the personnel had no experience of the specific training and more than half had no experience working with the students with learning disabilities. The results obtained from the multiple discriminate analysis using the correlation analysis in average of bivariate analysis showed the significant increase ($p\text{-value} = 0.05$) in the knowledge, attitude, and practice of the personnel after the training. Further counseling or professional therapy should play an important role to lay down new policy and specify development plan to improve the education in the elementary level in Thailand.

Keywords: Knowledge, attitude, practice, students with learning disabilities, mental health.

iafor

The International Academic Forum
www.iafor.org

Introduction

It has been shown that education is the key process to sustainable human development, enabling the development of the country to proceed at full capacity. As a result, humans can coexist peacefully in the society. Thailand focuses on the education of the population as a major force in driving various mechanisms within the country. According to the education budget for the fiscal year 2015, the Ministry of Education receives about 20.54 percent of the national budget, or 4.06 percent of the gross domestic product (GDP) (Ministry of Education, 2015). The education system reflects the efficiency and quality of the citizens. His Majesty the King had bestowed a royal guidance upon the school principals and the students who received the awards by the Ministry of Education on the Academic Year 1975 at Dusidalai Hall, Chitralada Villa Royal Residence on Friday July 22, 1977. "Education is a vital tool in the development of knowledge, thinking, behaviors, attitudes, values, and individual moral conduct to be a good citizen with quality and efficiency. When the nation consists of citizens with quality and efficiency, the development of the country would proceed smoothly. The obtained result would be definite and swift..." (His Majesty the King's Royal Guidance, 1997).

The important ideology of the education is to provide for lifelong education and build the Thai society as a learning society. This will lead to the creation of quality of life and social integration between intellectual, morality, and culture (Office of the Education Council, 2005). The goal of the educational management is focused on the development of Thai citizens to be "proficient, decent, and happy". The government sector is also giving priority to the education from early childhood through life by the enactment of laws and formulates plans regarding the educational management including the educational management for individuals with special needs as shown in the National Education Act 1999 and the National Constitution Amendment (No. 2) 2002, Section 10 (Constitution of the Kingdom of Thailand, 2007). It states "the educational management must provide individuals with rights and opportunities equally to the basic education of good quality no less than twelve years that the State must provide throughout the country without educational expense". And the second paragraph states that, "the educational management for individuals with disabilities, such as physical, mental, emotional, social, communication, and learning, those who are unable to care for themselves, those who cannot afford caretaker, or disadvantaged must be provided specially with rights and opportunities to basic education". The Persons with Disabilities Education Act 2008 refers to the educational management mentioned in Article 5 for the disabled individuals in which they have a right to be educated without any expense from birth or when they are disabled throughout life. They will also receive technology, facilities, media, services, and other assistance for education.

The Ministry of Education specifies nine types of disability in the notification by the Ministry of Education regarding the categories and criteria of the disabled in education by 2009 including visual impairment, hearing impairment, intellectual disabilities, physical or movement disabilities, learning disabilities, speech and language impairments, behavior or mood disabilities, autism, and individuals with overlapping disabilities. The government sector has prepared and specified the National Education Act 1999, the Amendment (No. 2), and the Persons with Disabilities Education Act 2008 to serve as a guide for the educational management of

the citizens within the country. This shows that the government sector has given priority to education to all children including the children and youth with disabilities, which are eligible to receive education without any expense with educational services of guaranteed quality. The educational management for children with disabilities is in the form of special education such as special schools, special educational centers, and schools with joint learning programs with teachers who are able to instruct the students. This ensures the development of the children in the appropriate environment in all aspects of life in today's society. This is consistent with studies of Subsandee (2014) regarding the factors of the achievement of students with learning disabilities who study in regular classes. It was found that the teachers were the key elements that affect students' learning both their academic achievement in the course or even the students per se. The statistical significance was 0.05. This might be due to the teachers who had an obligation and a duty to pass on knowledge to students as well as educate them to become decent and capable with proper development in all aspects of life in the society.

Although the government sector has recognized the importance of educational management for individuals with special needs in the past, the current course and the disciplines of the tertiary institutes have been changing according to the popularity of society. Some schools have adjusted the course of study which is essential for individuals with special needs for the students studying under the School of Education, such as the abolition of the courses related to special education or the introduction of the courses on special education combined with other subjects. This is one possible reason for the lack of educational knowledge in the field of special education. The course that indicates the basic knowledge about special education depends on each institution to determine the course name such as 'Introduction to Special Education' or 'Inclusive Education' etc. These courses aim specifically at providing such knowledge regarding the special education for students studying the Bachelor of Education programs. Since when these students graduate from higher education programs, most of them would work mainly in the pedagogical profession.

The current recruitment and designation of new officials to serve as teachers and education personnel who supervise the students with learning disabilities in the inclusive classes are giving the opportunity to individuals who did not graduate with a degree from the School of Education but hold professional teacher licenses to act in caring for individuals with special needs. This may create the potential gap in human capital regarding the various types of education and differences in education personnel. A graduate from a certain academic class of the School of Education may have completed the courses on special education. However, not all has been learning about special education. In addition, some teachers and education personnel did not graduate directly from the School of Education. Accordingly, they have not completed the special education related courses. The difference in educational contexts of the teachers and education personnel makes a variety of teachers and education personnel lack the understanding and the practice to care for the students with learning disabilities in the classroom.

Therefore, the study of human capital of teachers and education personnel affecting the students with learning disabilities in elementary schools should be essential to reflect the importance of the human capital to the educational intellect (knowledge, attitude, and practice) in the aspect of educational management regarding the teaching

of students with learning disabilities in inclusive classrooms in elementary schools. This may lead to guidelines of enhancing knowledge concerning the students with learning disabilities in inclusive classrooms for teachers and education personnel in the schools under the Chachoengsao Primary Educational Service Area Office 1.

It is recognized that the human capital, i.e., education, age, experience, and mental health, of the teachers and education personnel has influences upon the knowledge, attitude, and practice differently. Teachers and education personnel who graduated with degrees higher than an undergraduate degree should have a higher average score of the knowledge, attitude, and practice than those who have completed an undergraduate degree. Teachers and education personnel who graduated with a teacher professional degree should have a higher average score of the knowledge, attitude, and practice than those who did not graduate with a teacher professional qualification. Teachers and education personnel who are older should have a higher average score of the knowledge, attitude, and practice than those who are younger. Teachers and education personnel who have taken special education courses should have a higher average score of the knowledge, attitude, and practice than those who do not complete any of the special education courses. Teachers and education personnel who have experience in training on special education should have a higher average score of the knowledge, attitude, and practice than those who do not have. Teachers and education personnel who have experience in teaching or working with special education should have a higher average score of the knowledge, attitude, and practice than those who do not have. Teachers and education personnel with a higher level of mental health than the general population should have a higher average score of the knowledge, attitude, and practice than those who do with the same or lower level.

The main purpose of this study was to examine the mental health of teachers and education personnel and to investigate the influence of the human capital of teachers and education personnel that affects their knowledge, attitude, and practice concerning the students with learning disabilities in elementary inclusive classrooms.

The study period is a period of one year (March 2015 - March 2016).

Limitations of the study

This study examines the human capital of teachers and education personnel towards affecting the students with learning disabilities in the elementary schools under the Chachoengsao Primary Educational Service Area Office 1, which may not cover those in the other areas of primary education in the province.

Definitions

Teachers and education personnel include the school administrators and teachers of schools under the Chachoengsao Primary Educational Service Area Office 1.

Students with learning disabilities include the students with the defective basic psychological processes of learning which lead to listening, reading, speaking, writing, writing, spelling, or calculation difficulties. These are not caused by the cognitive and sensory impairments, behavioral problems, and cultural differences which affect the

students' learning ability resulting in low academic achievement. These students received medical check-up and are screened by the process of education.

Human capital refers to the combination of knowledge, skills, abilities, health, and individual features to create excellence and wisdom for themselves and the society. This leads to increased productivity and further improved quality of life.

Knowledge, attitude, and practice in education are included in the subjective measurements of the knowledge, attitude, and practice of teachers and education personnel affecting the students with learning disabilities in the elementary inclusive schools.

Methodology

The scope of this study was planned to determine and identify both independent and dependent variables that may affect the quality of human capital in the schools under the Chachoengsao Primary Educational Service Area Office 1. The independent variables include education, age, experience, and mental health of the teachers and education personnel in the schools should be determined, while the dependent variable includes subjective questions regarding the students with learning disabilities in elementary inclusive classrooms to measure the knowledge, attitude, and practice of the teachers and education personnel affecting the students with learning disabilities in the elementary inclusive classrooms would be also identified and used in this study.

Participants.

All of participants were recruited from the population of the school administrators and teachers from 142 schools from 4 districts under the Chachoengsao Primary Educational Service Area Office 1, which were included 1,672 individuals. The sample size was determined using Two-stage cluster sampling method. We calculated the size of the sampling group by using the following formula:

$$\begin{aligned} n &= \frac{N}{1 + Ne^2} \\ n &= \text{Sample size} \\ N &= \text{Population} \\ e &= \text{Tolerances (e = 0.05)} \end{aligned}$$

The calculated sample size in the study is:

$$\begin{aligned} n &= \frac{1,672}{1 + 1,672 \times 0.05^2} \\ &= \frac{1,672}{5.18} \\ &= 322.78 \quad \text{Individuals} \end{aligned}$$

The calculated sample size above showed the minimum sample size to represent a population of 323 individuals. To uphold the integrity of the data and ensure that the results were credible, we thereby increased the sample size 25 percent from the original and rounded to a whole number to get a sample of 400 individuals. The

participants were selected as sample independently. The selection probability of school administrators and teachers sample is proportional to the size (Probability Proportional to Size: PPS) (as shown in Figure 1), which had a total of 1,672 individuals. The number of participants in each district was distributed as follows:

Capital District

$$\begin{aligned} n &= \frac{590}{1,672} \times 400 \\ &= 141 \quad \text{Individuals} \end{aligned}$$

Bang Nam Piao District

$$\begin{aligned} n &= \frac{525}{1,672} \times 400 \\ &= 126 \quad \text{Individuals} \end{aligned}$$

Bang Pakong District

$$\begin{aligned} n &= \frac{352}{1,672} \times 400 \\ &= 84 \quad \text{Individuals} \end{aligned}$$

Ban Pho District

$$\begin{aligned} n &= \frac{205}{1,672} \times 400 \\ &= 49 \quad \text{Individuals} \end{aligned}$$

Protocols were constructed using a questionnaire survey, where all participants were to complete 3 sections including 8 personal questions, 15 questions measuring the happiness of the Thai citizens, and 56 questions measuring the knowledge, attitude, and practice concerning the students with learning disabilities in the elementary inclusive classroom of the school teachers and education personnel. In the third section, the participants received 1 point for the correct answers and received 0 point for the incorrect answers.

Data Collection.

Data were collected in 2 steps. Firstly, we went directly to the schools located in the Capital District of Chachoengsao Province. Secondly, we requested the participants from the schools in the other 3 districts to return the questionnaires via post. We received the data from 300 respondents, which was 75 percent from the ideal sample size.

Data Analysis.

Data were analyzed using descriptive statistics. In the event of categorical data, the distribution percentage was calculated. In the case of numerical data, the distribution percentage was calculated, yielding average, minimum, and maximum values. The score measuring the knowledge, attitude, and practice was analyzed using the Ratio scales. The statistical correlation analysis was analyzed using the multiple classification analysis in average of bivariate analysis. The p-value = 0.05 was set and considered to be statistically significant. The Eta and Beta (the correlation after controlling the influence of other variables) showed the extent of the correlation

between the independent variables and the dependent variable with the value between 0 and 1 respectively.

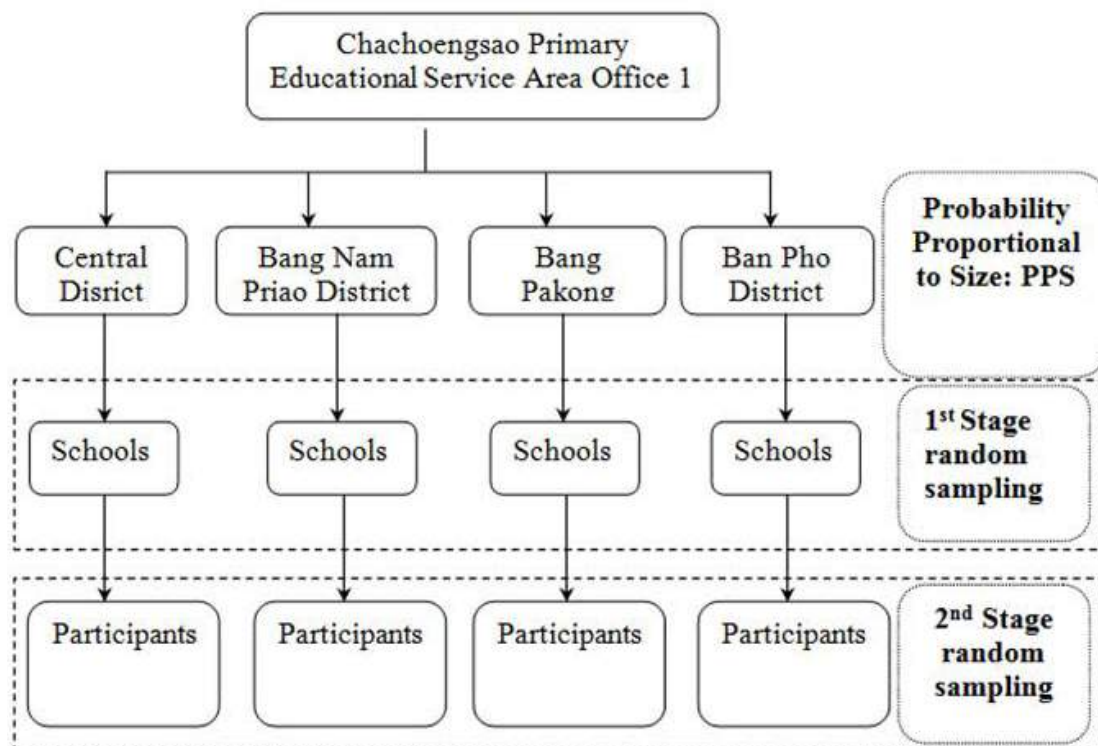


Figure 1. Diagram showing various sampling frame used in the study.

Results

It was shown that an overview of the sample was quite interesting, where the general information of the sampling group was shown according to the level of the variables. The characteristics of the sampling group included sex, the highest level of education, educational background, special education course experience, special education training experience, working with special education experience, academic position, and academic standing. The distribution percentages of the variables are shown in Table 1.

Table 1. Percentage distribution of the sampling group (n = 300).

Classification	Quality (n)	Percentage
Sex		
Male	69	23.00
Female	231	77.00
Age		
23 - 35 years	75	25.00
36 - 45 years	49	16.33
46 - 60 years	176	58.67
Highest level of education		
Undergraduate Degree	232	77.33
Graduate Certificate or Diploma	5	1.67
Graduate Degree	60	20.00
Postgraduate Certificate or Diploma	2	0.67
Postgraduate Degree	1	0.33
Educational Background		
Teaching profession (B.Ed)	248	82.67
Other professions (BBA, BA and BSc)	52	17.33
Special education course		
Experienced	101	33.67
Basic special education	41	13.67
Inclusive	57	19.00
Not specified	3	1.00
No Experience	199	66.33
Special education training		
Experienced	114	38.00
No experience	186	62.00
Working with special education		
Experienced	165	55.00
No experience	135	45.00
Academic Position		
School administrator	35	11.67
Teachers	265	88.33
Academic Standing		
Assistant teacher	46	15.33
Teacher	29	9.67
Instructor	69	23.00
Specialist	155	51.67
Expert	1	0.33

In the sampling group of 300 people, there were more female respondents than male (23.00 percent compared to 77.00 percent). The average age was 46.34 or equivalent to 46 years 4 months. The standard deviation was 11.50 or equivalent to 11 years and 6 months. The minimum age was 23 years while the maximum age was 60 years. The majority was in the age group ranged between 46 - 60 years (58.67 percent), followed by the age group of 23-35 years (25.00 percent) and 36-45 years (16.33 percent).

It was also found that 77.33 percent of the participants hold an undergraduate degree, followed by graduate degree (20.00 percent), graduate certificate or diploma (1.67 percent), postgraduate certificate or diploma (0.67 percent), and postgraduate degree (0.33 percent). Most participants hold qualifications in the teaching profession (82.67 percent), while 17.33 percent did not have qualifications in the teaching profession. Most participants had no experience taking special education course (66.33 percent) while 33.67 percent had taken courses on special education with 19 percent attended courses in inclusive education and 13.67 percent in basic special education. It demonstrated that 62.00 percent had never experienced special education training and 38.00 percent underwent on special education training. The majority had no previous experience working with special education (55.00 percent) while 45.00 percent had experienced working with special education. A total of 88.33 percent hold a position as a teacher, while 11.67 percent served as educational administrators. The academic standings of the participants included specialists, instructors, assistant teachers, teachers, and experts were 51.67, 23.00, 15.33, 9.67, and 0.33 percent, respectively.

The analysis of teachers and education personnel and their factors

Results in Table 2 showed the mental health level of the participants according to the scores revealed by the questionnaires. The teachers and education personnel had an average mental health score of 48.40 points out of 60 points, which was considered to be in the equivalent level to the general population. The findings showed their mental health level was normal (defined as equivalent to or higher than others), while slightly more than half of the participants (52.67 percent) had their mental health level equivalent to the general population, whereas 32.67 percent had higher level. However, there were 14.67 percent of participants with lower level mental health than the general population. This should consider further counseling or therapy from professionals in the future.

Table 2. Analysis of mental health of teachers and educational personnel (n = 300)

Mental Health of Teachers and Educational Personnel	Score	Percentage
Mental Health		
Lower level than general population	0-43 points	14.67
Equivalent level to general population	44-50 points	52.67
Higher level than general population	51-60 points	32.67
Average mental health	48.40 points	
Standard deviation	4.97 points	
Minimum score	31.00 points	
Maximum score	60.00 points	

The analysis of the knowledge, attitudes and practices concerning the education of students with learning disabilities in the inclusive classrooms of the elementary school teachers and education personnel is shown in Table 3. The average score of the knowledge, attitude and practice was 37.82 points out of 56, which was considered to be in the moderate level. Considering the level of knowledge, attitude, and practice, 56.67 percent had higher level of knowledge, attitude, and practice. The remaining participants had moderate level.

Table 3. Analysis on knowledge, attitude and practice (n = 300).

Level of knowledge, attitude, and practice	Score	Percentage
Low	0-18 points	-
Moderate	19-37 points	43.33
High	38-56 points	56.67
Average	37.82 points	
Standard Deviation	5.00 points	
Minimum	24.00 points	
Maximum	48.00 points	

Summary of the open-ended questions

The suggestions recommended via feedback from the open-ended questions are summarized in Table 4. The important issues were classified and composed using analytical essays. The recommendations were divided into 6 main groups suggested by 16 respondents.

Table 4. The recommendations of teachers and education personnel regarding the students with learning disabilities in elementary inclusive classrooms (n = 16).

Suggestions	Quantity
1. Schools should have qualified teachers who specialized in special education.	5
2. Schools should have plans and preparation of the readiness of children with learning disabilities from kindergarten.	3
3. Schools should provide trainings with experts in inclusive education every certain period of time.	2
4. Schools should improve the teaching quality in order to aid the students' development more effectively.	2
5. Schools should invite the parents and help them to understand and encourage them to cooperate with the school system.	2
6. Combined classrooms should be established between the specialized schools.	2

It was found that teachers and education personnel were mostly concerned about the numbers of qualified teachers available, while many suggested for the schools to create plans to prepare the students with learning disabilities prior to their entry into elementary schools. Other suggestions included the increase of training and teaching quality of the teachers and the education personnel. The participants also considered the involvement of the parents into the inclusive school system. Furthermore, there should be collaboration between different specialized schools to combine their classrooms.

Human capital affects the knowledge, attitude, and practice

The results of the multivariate analysis to identify the knowledge, attitude, and practices are summarized in Table 5. Results showed that the independent variables under the human capital (education, age, experience, and mental health) could explain the variability of the knowledge, attitude and practice at 6.9 percent ($R^2 = 0.069$). The mental health affected the variability the most, followed by experience, age, and

education where the values of R^2 were 0.040, 0.022, 0.006, and 0.003, respectively. The direction of the correlations was based on the established hypotheses.

Table 5. Multivariate analysis identifying the knowledge, attitudes and practices correlated to human capital (education, experience, age, and mental health).

Human Capital	Before variables control		After variables control		R^2
	Eta/ Coefficient	Hypothesis	Beta/ Coefficient	Hypothesis	
Education					0.003
Highest education	0.043	/-	0.027	/-	
Undergraduate degree	0.031	/-	0.046	/-	
Age					0.006
Years	0.032	/-	0.037	/-	
Special education experience					0.022
Course	0.054	/-	0.001	/-	
Training	0.142	/*	0.118	/-	
Work experience	0.102	/-	0.042	/-	
Mental Health					0.040
Mental Health	0.199	/**	0.198	/**	
Total					0.069

Remarks: / shows the accordance to the hypothesis
 -has no statistical significance
 *has statistical significance at 0.05
 **has statistical significance at 0.01

Discussion

Teachers and education personnel who have the higher tertiary education have achieved higher knowledge, attitude, and practice scores than those who hold only undergraduate degree. This is consistent with studies of Arayawinyoo (2006), which has been shown that the differences between the knowledge and attitude of teachers with undergraduate degrees and those with higher-level degrees are statistically insignificant.

Results of an analysis of knowledge, attitude, and practice of the teachers and education personnel found that 56.67 percent were at the high level, while the remaining 43.33 percent were at the moderate level. The results show inconsistency with the study of Nopvisuttisakul (2008), which investigated the preparation of the educational management for the inclusive education of the teachers in schools under Suphanburi Educational Service Office 1, where it was found that the availability of the teachers and their understanding of the inclusive education were at the moderate level (77.14 percent).

The results of the human capital regarding the knowledge, attitude, and practice analysis in the level of two variables showed the variable training experience with special education demonstrated a significant difference (0.05) when compared to the

other variables. This may be due to the process of training that is aimed to allow the attendants to gain knowledge or skill to achieve the desired behavior (Stirayakorn, 2004). Hence, if reinforcement is introduced periodically, it would result in increasing knowledge of the educators to skillfully manage the relevant issue.

It was also found that the issue related to mental health is significantly correlated to knowledge, attitude, and practice score. Due to the level of mental health is normal (well-being), the individuals may recognize their various capacities to encounter the stress in their lives. Consequently, they can contribute to the productivity and integrity as well as their community (World Health Organization, 2014). When combined with the concept offered by Jahoda (1958), this put forward the evaluation of the population mental health considering the attitude toward themselves, psychological and emotional development, and to be more serviceable. The assimilation of personality aids the individual to avoid too much influence from the society. The awareness of the surroundings and their ability to overcome the environment are parts of the index that indicates individual wellness of the mental health. Therefore, it can be justified that those who have good mental health would have a positive attitude in life, become sustainable, learn to share, and establish strong relationship with family, friends, and community. These social skills will assist to live and manage their mind in recognition of the possibilities of the world as it actually is.

Suggestions and Conclusion

The recommendations from this study can be used as a guideline to create a policy or set a plan to strengthen the knowledge, attitude, and practice concerning the students in elementary inclusive schools.

The study shows that training experience in special education is correlated to the knowledge, attitude, and practice concerning the students in elementary inclusive schools. To increase the knowledge regarding students in elementary inclusive schools or children with special needs, the school or relevant authorities should collaborate systemically to organize workshops for the newly employed teachers and education personnel and assemble trainings annually.

The results also indicate that mental health is correlated to the knowledge, attitude, and practice concerning the students in elementary inclusive schools. Schools and relevant agencies should be trained on the skills and knowledge related to special education. The training will enhance their working skills. This is important in today's workplace. Ultimately, if the teachers and education personnel were capable to work well, the pressure from workplace would be decreased. This creates further positive mental health.

Acknowledgement

The author would like to express her gratitude to the board of directors and personnel of the Research and Development Institute, Rajanagarindra Rajabhat University for the funding and supports of this study. The author also wishes to express her sincere thanks to the teachers and education personnel in the schools under the Chachoengsao Primary Educational Service Area Office 1 for providing imperative information in this study.

References

- Arayawinyoo, P. (2006). Single subject design for inclusive schools. Thailand: Srinakharinwirot University.
- Constitution of the Kingdom of Thailand, B.E. 2550. (2007). Laws and Regulations. Retrieved from http://www.thailaws.com/body_english_acts.htm
- His Majesty the King's Royal Decree. (1977). Ministry of Education on the Academic Year 1975. July 22, 1977. Retrieved from <http://www.ohm.go.th/th/pdfbook/123953?chapter=1&page=1>
- Jahoda, M. (1958). Current concepts of positive mental health. New York: Basic book Inc.
- Ministry of Education. (2015). Statistical Annual Report 2013. Retrieved from http://www.mis.moe.go.th/mis-th/index.php?option=com_content&view=article&id=34&Itemid=189
- Nopvisuttisakul, S. (2008). The readiness of teachers in basic education Changwat Suphanburi Schools Area 1 for inclusive education. Retrieved from http://www.thapra.lib.su.ac.th/thesis/showthesis_th.asp?id=0000002659
- Office of the Education Council. (2005). National education standards. Bangkok: Office of the Education Council.
- Stirayakorn, P. (2004). Development of training of coaching techniques in organization. Bangkok: King Mongkut's University of Technology North Bangkok
- Subsandee, P. (2014). The casual factors of academic achievement of students with learning disabilities for inclusive classroom. *VRU Research and Development Journal Humanities and Social Science*, 2, 22-28.
- World Health Organization. (2014). Strengthening mental health promotion. Retrieved from <http://www.who.int/mediacentre/factsheets/fs220/en/>

Contact email: jae3442@live.com



Local Wisdom in Weaving Reed Mats by Designing Patterns at Community Enterprise of Kok Mat Transformation in Ban Sang District

Laksanaporn Rojpitakkul, RajabhatRajanagarindra University, Thailand.

The Asian Conference on the Social Sciences 2016
Official Conference Proceedings

Abstract

This research was aimed to study context, ways of thinking, principle, wisdom evidence and knowledge management on weaving reed mats of the entrepreneur group and the continuation of adopted local wisdom through the decoration design and development the reed mat products of the Bang Pluang Reed-Mat-Transformation Community, Ban Sang District, PrachinBuri, Thailand. This research was an experimental research. The data analysis was conducted through documents, field study, discussion, observation and practice of participation. The satisfied questionnaires were collected from 50 consumers. The statistics used in the research were frequency, percentage, and average. Results revealed that the context, ways of thinking, principle and wisdom evidence in weaving reed mat were ways of life among people in the community that had been passed over from generation to generation. The production of reed-mat was aimed to sustain the wisdom of families and community that was dependent on in-home labor, local resources, one and other members in the community. In order to maintain this local wisdom in developing the product decoration with geometric shapes, they used archetypical designs of the reed-mat-transformation community entrepreneurs. The product decoration could be adapted and developed for an appropriation in changing tendency of consumption, where it was at a high level with an average of 4.36 and 4.32. It was found that an appropriation in the decoration was good enough to produce for sale, where it was in the highest level with average of 4.24.

Keywords: Continuation of Local Wisdom, Development of Reed Mat Decoration.

Introduction

Despite continuing and long economic development, Thailand's economic status had been only considered a quantitative growth with inadequacy of standard quality and unbalanced, unsustainable basis.¹ Throughout the last five decades, the economic and social changes had rapidly evolved. They caused people's loss of confidence on their local wisdom. Apparently, the inappropriate adaptation of modern and so-called civilized culture, including the unbalanced economic development in both macro and micro levels seriously, had had effects on people's loss of self-confidence and underestimation of their ancestors' potentials and local wisdom.

Basically, human beings' local wisdom generated from learning and adapting everything around them for survival in natural surroundings. Meanwhile, they should establish and adjust relationship among themselves for equilibrium, mental security, and life smoothness.

Due to the fact that human beings were the special animals who used their own wisdom to solve problems. Incidentally, wisdom still played a pivotal role in accumulating and passing over, and enhancing their experiences. By this "local wisdom" is the core of culture.

Wisdom is body of knowledge, ability and skills of people; it was uniquely accumulated from experiences or clarity on life and local society. Wisdom seemed to be in accordance with locality rather than the outside. Therefore, local wisdom was our everyday experiences, and it had been passed a study process and observation and had crystalized from various kinds of knowledge. Incidentally, "mat" was regarded as weaving handicraft which was unique and could reflect the uniqueness of local wisdom that had been passed on for generations.

Mat weaving occurred from local wisdom which evolutionarily mixed with local resources, namely "reed". It was used by local people in their daily life. Formerly, the reed mat was used in home and when it could be produced in a large quantity, its purpose was changed to be a subject to exchange for other goods. Due to a reed mat could response local people's need for their everyday use, especially those who were agriculturists because it was local utensil which made of local natural materials.

Incidentally, there were more than 350 Rais in Bansang District, Prachinburi Province used for reed plantation. Local people were agriculturists; and reed mat weaving reed was their extra job, part-time self-employment, which was passed down from their ancestors. For local people's mat weaving, it was found that the reed mat still was mostly produced according to the old techniques which they had received from their ancestors—it was colorless and with no designs.

By this, their reed mat products could not be added for more values. As a result, the community enterprise group wished to develop the unique designs in order to response the current demands and to secure community income as well as to be proud in community uniqueness for sustainable development.

By this, the researcher was interested in local wisdom in reed mat weaving and its designing patterns development of the Reed Mat Enterprise Group in Bang Sarng District, Prachinburi Province in order to promote the members' profession in reed mat weaving for more modern, beautiful and complicated designing patterns. It was accepted for local uniqueness and appropriate uses. Body of knowledge from local wisdom was used to increase community potential, standardize products, and bring more income to local community for sustainable self-reliance and nation's secure foundation.

Objectives

- To study the local wisdom of knowledge management on mat weaving of the community enterprise group in Bangsang District, Prachinburi Province.
- To design and develop the unique way of mat weaving in the community through computer program of the mat-weaving community enterprise group in Bangsang District, Prachinburi Province.

Methodology

The present research was an action participation research. The research scope was conducted with sociological concepts and theories, concept of participation, community knowledge management, design development as well as researches on development of reed mat products.

-Research population were 5,719 people from 1,683 families at Bang Pluang Sub-district.

-Samples were 24 people: Chairman of The Ban Pluang Reed Mat Community Enterprise Group, reed mat makers, representatives of the female reed-mat weavers, representatives of reed mat handicraft, suppliers, community leaders, and local people. They were selected by purposive sampling. Also, 50 customers were used by convenience sampling.

Research process

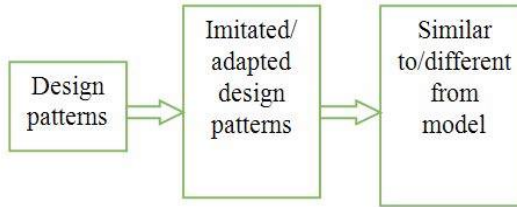
1. Collect basic data from documents, study mat and how to enter community as main information source.

- Study context, principle and concept of reed mat weaving in community.
- Study history of community reed mat weaving.
- Study community's knowledge management.

2. Study the designs of reed mat

- Concepts of designing patterns had developed to more complicated and beautiful patterns. It was behavioral process that could be counted from planning, material selection creation method.

- A study visit from the real manufacturing places, interview of reed mat producers, and determine the concepts for mat designing patterns.



Picture 1 : the concepts for mat designing patterns.

- Determine the design structure by pattern models.
 - Set a placement for designs
 - Paint in the prepared designs.
3. Try out the prepared design patterns for the field experiment
- Check out the weaving instruments.
 - Adjust the patterns by changing the curved lines to the straight ones in order to make the designs appears easier.
 - Select the 4 patterns by participation process.
4. Conduct participation action research
- Determine problems and action research plan.
 - Design instruments and apply for design patterns.
 - Conduct research.
 - Follow and summarize results.

Research instruments for data collecting

Research instruments for data collecting were as follows;

- Unstructured Interview: It was an interview with open end questions in which the interviewees could express freely their opinions to the given questions. The questions were broad and flexible and a subject to be changed for appropriateness.
- Adobe Illustrator Computer Program for design of mat patterns.
- Adobe Photoshop CS Computer Program for design of mat decoration patterns.
- Questionnaire on customers' satisfaction: It consisted of two parts.

Part 1: General information; it was check list on general status namely gender, age, educational background, salary, and occupation.

Part 2: Satisfaction on the reed-mat design; it was beauty, modernity, colors and use appropriateness.

Part 3: Opinion; it was a part in which customers could give their opinion freely.

Data Collecting and Checking

The researcher collected data through 4 steps: Study documents, observation, informal interview, and focus group. Also, validity and reliability were conducted through triangulation. It was done in 2 steps: 1) information checking, and 2) data collecting.

Data Analysis

Data from documents were analyzed through content analysis approach. For data derived from observation, interview and focus group, they were done through data classification, data comparison, inductive summary, empirical data and action participation research.

Research results

1. According to the study of knowledge management on community's reed mat weaving, it was found that the knowledge management on reed mat weaving was basic knowledge which had passed on from generation to generation within a family. Offspring received this local wisdom for process and techniques of mat weaving from their ancestors. When they were grown up, they became more skillful. Incidentally, the community's learning had generated from locals' intention to improve things for their living. Also, learning resulted from passing on from generation to generation. Improving and solving problems resulted in body of knowledge as follows;

- Knowledge identification: The reed mat entrepreneurs and those who were interested in weaving reed mat came to learn at the Reed Mat Weaving Learning Center, Moo 9, Prachinburi Province. The learning center was formally established under the purposes in boosting potential for group leaders, cultivating awareness on preservation of local wisdom, passing on various knowledge of reed plant in all aspects to youth and other communities.

- Knowledge organization: The reed mat entrepreneurs had joined several training courses organized by provincial government offices, district offices, and the sub-district administrative organizations. Workshops on imitation and applying techniques for development of products were organized for learning new knowledge and technology.

- Knowledge organization: The government and private sectors systematically organized in forms of document like planting process, harvesting, reed rolling, reed dyeing process, weaving, reed mat transforming process, marketing, supplying, product advertising, and the division of duties according to skills etc.

- Knowledge codification and refinement: The reed mat entrepreneurs created and adjusted the patterns, diminished some design patterns for more appropriateness and beauty, determined the jargon (specific vocabularies) for group's recognition like plaiting, tie-ding, reed weaving, reed rolling, and reed flicking. Also, adjusting and improving the design patterns were done for product development in order to secure quality and customers' confidence.

- Knowledge access: Group members were given opportunities to learn more techniques regarding mat weaving from the experienced ones. They covered website creation for product dissemination and access, information board arrangement on production process, income and expenditure board, producing and selling board.

- Knowledge sharing: Due to the reed mat makers would differently have their weaving techniques and development on their reed mat products, the Bang Puang Reed Mat

Enterprise Group played an important role to be the experience-exchange center among its members in order to provide opportunities to learn techniques and to promote skillfulness among its members.

- Learning: After learning from other group members, imitating and producing process would be occurred. Also, the recurrent learning and knowledge increase would be occurred. By this, local wisdom on reed mat weaving would be passed on and caused locals' incomes.

2. Old Local wisdom with design and development on reed mat decoration


For the design of modern and beautiful decoration with local identity, the decoration of reed mat was done with fast and convenient. The designing patterns were not too big with the proper, beautiful sizes through Adobe Illustrator program.




Picture 2: Adobe Illustrator computer program for creating the mat design tables.



Picture 3: Placing the picture in the mat patterns and coloring as you wanted.




Picture 4: Placing the pictures in the mat design pattern and coloring as you wanted.

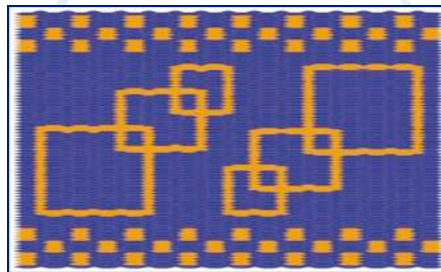


Picture 5: Coloring all the parts until it was completely done.


These were other 12 designing patterns for reed mat weaving:




Picture 6: Hearts




Picture 7 : Overlaid Edges




Picture 8 : Oval Shapes




Picture 9 : Lips




Picture 10 : Cosmos Flowers



Picture 11 : Edged Pearl




Picture 12 : Dragonfly



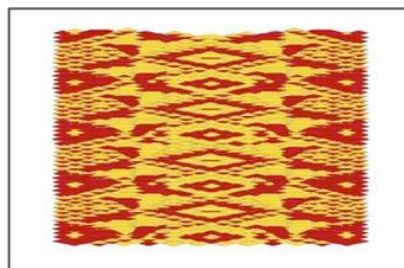
Picture 13 : Spider



Picture 14 : Peacock Flowers



Picture 15 : Nave



Picture 16 : Makey



Picture 17 : River

The designing pattern process was an academic creation. For the first step, the impression on nature and environment--plants, flowers, and animals- was developed for new decoration design through the use of geometrical shapes for creating mat designs. For the second step, it was an application of old design patterns into new unique and meaningful ones. For the third step, it was making the design-drawing instruments applied from old tools. By this, the researcher and Mr. Chum Yapadit, Chairman of the Reed Mat Enterprise Group, joined hands to plan an activity operation in accordance with the same objectives and opinions. For the fourth step, it was an action process on mat weaving and passing on knowledge by mat weaving into 4 designing patterns: Peacock Flowers, Crest of Royal Umbrellas, Relationship, and *LeurmLawan* Design

For analysis on customers' satisfaction towards 4 new design patterns, it was found that the overall of products was appropriate and able to use in various ways. Customers' satisfactory level was at 44.

Discussion

1. For, the knowledge management on reed mat weaving of the Bang Pluang Sub-district Community, Bansang District, Prachinburi Province, it was found that the establishment of enterprise group was generated from the promotion of both government and private sectors. By this, the well-informed local scholars were put an importance on by community. The old natural decoration of reed mat weaving was developed to be the red and black intertwined stripes and the black and red ones. Afterwards, it was developed to be the chain patterns and flowing water patterns. Also, the techniques on dyeing for *Mudmee*, kind of Thai silk woven in northeastern Thailand and *Takpear*, pig tailing, were learnt. Interestingly, this developed local wisdom had been spread out to other interested sub-district communities. The dyeing process was developed for bright and modern design patterns. The study visit and the use of IT for news dissemination among the group members was done. Moreover, the creation of innovation based on old local wisdom was done like the reed mat bags in various shapes and other utensils. Such knowledge management radically caused the establishment of the Bang Pluang Reed Mat Enterprise Group, a community learning center for local people and students. Apparently, its members were enthusiastic to join to showcase their community products at many places like, Thailand's Business Expo Arena Munag Thong Thani. Not only they took that opportunity to show and advertise their community products, but they also had an opportunity to learn from other product and apply them for their own local

materials. By this, they could develop, standardize, and stabilize their products. Incidentally, knowledge process was an important factor to facilitate organizations or communities for efficient knowledge management. It was obviously found that the management knowledge of the reed mat enterprise group consisted of 7 processes: knowledge identification, knowledge organization, knowledge organization, knowledge codification and refinement, knowledge access, knowledge sharing and learning. As it was earlier explained on the concept of knowledge management, the group members could enhance and exchange knowledge and experiences. Moreover, they could try out, continue to produce and learn for vivid clarity. It made their reed mat products well-known and it brought satisfied incomes for them.

2. Design and decoration development for reed mat: It was found that members of the reed mat enterprise group in Bang Pluang Sub-district, Bansang District, Prachinburi Province had been passed down the old patterns of reed mat weaving from their ancestors. Formerly, it was only the intertwine patterns with red and black colors. Afterwards, it was developed for chain design, three-stripe design, and eel design. Basically, the designs were generated from human beings' observance to natural beauty; and it became the creative artworks. Concerning creating of design patterns and natural patterns of decoration, they virtually were an inspiration for mat decoration patterns. Anyway, the decoration patterns originally were created by the members of the enterprise group was only the simple ones. Later on, when the opportunities were permitted for them to be trained by the provincial public sectors through workshops and study trips; their designing patterns were complicatedly developed. They were like *Mudmee* design, plait design, Scot design etc. Also, these new design patterns were developed for others kinds of products. However, the development for new design patterns was very important to add values for products in the age of high commercial competition. For lifting up the local wisdom, the researcher used the concept of natural decoration patterns-plants, animals, and geometrical shapes- through Adobe Illustrator Computer Program for creating mat design tables. Moreover, Adobe Photoshop CS was used for design patterns as follows: Hearts, Overlaid Edges, Oval Shapes, Indian Cork Flowers, Cosmos Flowers, Edged Pearl, Ixora Flowers, Earthenware, Peacock Flowers, The Crest of Royal Umbrellas, Relationship, *LeurmLawan* design.

For names of designing patterns, the researcher considered from the shapes that they similarly looked like. Initially, names of design patterns would be considered from similarity, weaving, complication, and continuation of the shapes of the design patterns. Also, they could be considered from beauty and natural characteristics of living and non-living things.

Suggestion

1. The study revealed that the decoration design of the Bang Pluang Reed Mat Enterprise Group in Ban Sang District, Prachinburi, designers should put the first priority to the characteristics of product patterns. Due to the fact that the product patterns were a space indicator for decoration and weaving process. Generally, mat products were likely board and could be shown with big decoration patterns. Whereas, other products like bags, dish

mats, saucers, briefcases, tissue boxes, their spaces for design pattern were narrowly limited.

2. Government sectors should join hands to revive, promote and develop all kinds of the mat enterprise groups in Prachinburi Province and in other areas across Thailand. Also, the study of data collecting, group categorizing, producer directory, raw materials, domestic plantation area, consulting and advice, and workshops were in need for development of reed mat enterprise.

3. Government sectors and local organizations should promote their communities to build up and enlarge connection in community in both same and different profession groups. To provide knowledge to community, to promote the wisdom and cultural investment via various kinds of mass media in order to disseminate local wisdom to community, to pass on local wisdom to new generations, and to learn the new processes to solve the problems by themselves for sustainable development were recommended for development of Community's reed mat enterprise.

Suggestion for further research

1. Researchers should study on researches and develop for guidelines for reed-stripe quality development like durability, standard quality, and more efficiency. Furthermore, to build equipment and other labor-saving devices like the reed mat dyeing machine, the reed-stripe dryer etc. were necessary to enlarge the production and marketing bases.

2. Researchers should study how-to for product design and development to community standard.

3. Researchers should study and conduct researches on customers' specific information in order to secure a real information to respond the current customers' needs. They were adult, teenage, and foreign customers.

4. Researcher should study and conduct researches to find guidelines of the widespread sale promotion for the reed mat weaving enterprise groups to new target groups.

Acknowledgement

The researcher would like to express my deepest gratitude to Rajabhat Rajanagarindra University who sponsored this present research to develop the body of academic knowledge. It is a great pleasure to acknowledge with a sense of gratitude for financial sponsorship, which I have received from Office of the Higher Education Commission (OHEC), Also, I would like to express hearties gratitude to Khun Chum Yaapradit, Chairman of Bang Pluang Community Reed Mat Enterprise, and its members who gave me necessary assistance and provided me all facilities to undertake the present research.

References

- Aeakawit Na Thalang. (1997). *Local Wisdom in Four Regions*. Lifestyle and Learning Process of Thai villagers. Nonthaburi: Sukhothai Thammathirat University.
- Boonjai Srisathitnarakul. (2007). *Research Methodology: Guidelines to Success*. Bangkok: U & I Intermedia Ltd.
- Chutima Kijpong. (1997). *Sua Chantaboon: A Case Study on Cultural-anthropological Approach in Ban Sangsakao Village, Leam Singh District*. M.A Thesis. Mahidol University.
- Laksanaporn Rojpitakkul. (2013). Increasing Added Values on Reed Mats for Community Economy in Kratumpreaw Sub-district, Bansang District, Prachinburi Province. *Journal of Education*, 24th year, 1 October 2012 – January 2013, p. 17.
- National Economic and Social Development Board, the Office. (2003). *Sustainable Development: Future of Thai Society*. Bangkok: Sahamit Printing.
- Oaitip Polsri. (2002). *Decoration Designs*. Bangkok: O.S. Printing Houses.
- Pranee Tantayanubutra. (2007). *Thai Wisdom*. Bangkok: Durakijpandit University.
- Prasert Silratana. (1995). *Decoration Designs*. Bangkok: O.S. Printing Houses.
- Praves Vasi. (1993). *Thai Educational Reform: Strategic Proposals on Thai Educational Reform*. Bangkok: Amarind Academic Press and Sodsri Saritwong Foundation.
- Patcharin Sirasunthorn. (2007). *Action Community on Learning, technique Concepts, and Process*. Bangkok: Chulalongkorn University.
- Supang Chantawanich. (1996). *Qualitative Research Methodology*. (6th Edition). Bangkok: Chulalongkorn University.
- Tassanee Tomgsawang. (2006). *Sociology*. Bangkok: O.S. Printing Houses.
- Vibool Leesuan (1981). *Research Report on Basketworks in Thailand*. (n.d.), submitted to National Research Council of Thailand.
- _____. (1996). *Basketworks in Thailand*. (2nd edition). Bangkok: O.S. Printing Houses.



Data Management of Standard Test and Assessment O-Net From Students Grades 6 And 9 During the Year 2010 And 2013

Nuengruthai Mekwathat, Rajabhat Rajanagarindra University, Thailand

The Asian Conference on the Social Sciences 2016
Official Conference Proceedings

Abstract

This study was aimed to analyze the differences of standard test and results of the 8 subjects' test from the Ordinary National Educational Test (O-NET) that took place during 2010 and 2013 of the students Grades 6 and 9 in Chachoengsao province, Thailand. The samples were taken from 81 schools under the Educational Service Area (ESA). It was shown that the standard test for Thai and English languages yielded lowest scores, while the O-NET score for English language was at the lowest level in both years for grade 6 students. The subject that yielded a different standard test from O-NET was English language, which gave a similar result in both years. The scores in both subject of Health and Physical Education and Thai language, were at balanced levels. Students of grade 9 had the lowest scores for standard test in Mathematics, while the O-NET score was at the lowest level in both years. The comparison between scores of standard test and O-NET showed that the subject of Science and English language yielded the highest difference, whereas the most balanced score of both years was in the subject of Health and Physical Education. The lower or equivalent scores were mostly found in English Language. In regarding to the Radar Chart, the lowest score that needed for an improvement was the English language for both grades 6 and 9.

Keywords: Standard test, Ordinary National Educational Test (O-NET).

iafor

The International Academic Forum
www.iafor.org

Introduction

In 2011, The Ministry of Education announced The Basic Education Core curriculum as the national curriculum which was aimed at providing standard of learning and guidance of developing learners to be moral, matured, and able to compete in global forum. The basic education core curriculum also allowed opportunities for further amplification to the regions and schools to play a role in developing the curriculum accordingly to National Education Act of 1999. However, many researches revealed that the quality of students concerning with an acquisition of essential knowledge, skills, capacity and desirable characteristics and attributes were quite disconcerting. Also, there were problems and issues of confusion and uncertainty included the Curriculum's its documents, application process and results.

Consequently, in 2008, The Basic Education Core curriculum was developed accordingly to the data and information provided in the Tenth National Economic and Social Development Plan, by focusing on preparing Thai children and youths to be ready for the 21st century. Also, learning standards and relevant indicators were developed to be clearer (Office of the Basic Education Commission, 2010). Besides, learning measurement was an important mechanism for following an achievement of using The Basic Education Core curriculum. An independent entity under the act of test production and student's learning measurement, National Institute of Educational Testing Service (NIETS), was set up to continually promulgate those actions to public and government sector. NIETS is responsible in conducting the standard tests of every subject for all Thai students. Having been called O-NET or Ordinary National Education Test, it is divided into 4 educational levels (grade 3, grade 6, grade 9 and grade 12). That was to say, Thailand educational structure mentioned earlier was specified to be outstanding by words; however, it could not be followed by actions. As a result, an educational failure is obviously seen in Thailand nowadays.

There were some observations about the failure of Thai education system, mentioning that NIETS took part in pushing students out of the classrooms to the tutorial classes outside, due to the content of examination questions which are beyond the level of students. On the other hand, National Institute of Educational Testing Service or NIETS generally publishes those results and reports them to the minister and government by emphasizing averaged results of the students in the whole country and in every subject by claiming that all of them are in a low level. As a result, parents, teachers, students and stakeholders in the society might realize and reflect this as learner's failure (learners are immature, unintelligent, lazy, addicted to games etc.), teacher's failure (teachers are unprofessional, have limited time, receive low salary, work unefficiency etc.), school's failure, school director's failure or even Educational Service Office director's failure. One thing which aggravates an educational system is that the implication of the result of this test as the criteria in budget support leading to the corruption in an admission system as well as giving the answers to students during the test for an increasing average. These actions are examples of an immorality performed by adults. Therefore, if those adults in the country have set the question "why Thai youths nowadays lack of virtue and morality?", how many of them would turn to ask back if there is any adult "NOT" lacking of it?

For analyzing those various problems in Thai educational system, it is a must that one who sees the problems should see the way to solve them too. That was to say, the

procedure for student's measurement-test-evaluation were correctly preceded under standard of making core standard test. Nevertheless, the test results must be analyzed for a development not for an announcement (as a revilement), then used as a decision in budgeting which was not counted as a development. Therefore, this research aims to apply an analysis of the differences between data Management of Standard Test and Assessment O-NET from Students Grades 6 and 9 during the year 2010 and 2013 in Chachoengsao Province, Thailand; categorizing by subjects and school size, to find out the resolution by managing information received from the measurement, in order to propose the students' weaknesses to Educational Service area Offices, schools and teachers. Therefore, student's learning quality would be improved accordingly to guidance of testing accuracy.

Objectives

- 1) To study standard test and results of the 8 subjects' test from the Ordinary National Educational Test (O-NET) that took place during 2010 and 2013 of the students Grades 6 and 9 in Chachoengsao province, Thailand; by categorizing by subjects and school size.
- 2) To analyze the differences of standard test and results of the 8 subjects' test from the Ordinary National Educational Test (O-NET) that took place during 2010 and 2013 of the students Grades 6 and 9 in Chachoengsao province, Thailand; by categorizing by subjects and school size.
- 3) To investigate the weakness and the issues this must be developed in the school level.

Method

- 1) Asked for the results of standard test and results of ONET of Students Grades 6 and 9 during the Year 2010 and 2013 in Chachoengsao Province, Thailand, and data management process from Educational Service Area office and schools.
- 2) Classified those information by subjects and school sizes, then analyzed data management of each school and compare for finding Best Practice, dividing basely on grade, year of given data and school size.
- 3) Investigated students' abilities in each subject in order to sort out those whose scores were lower or equal 50% to find the level of weakness.
- 4) Investigate the weaknesses and the issues which must be developed in the school level.

Result


The results were as follow;

Table 1: total number of schools and percentage classifying by the school size

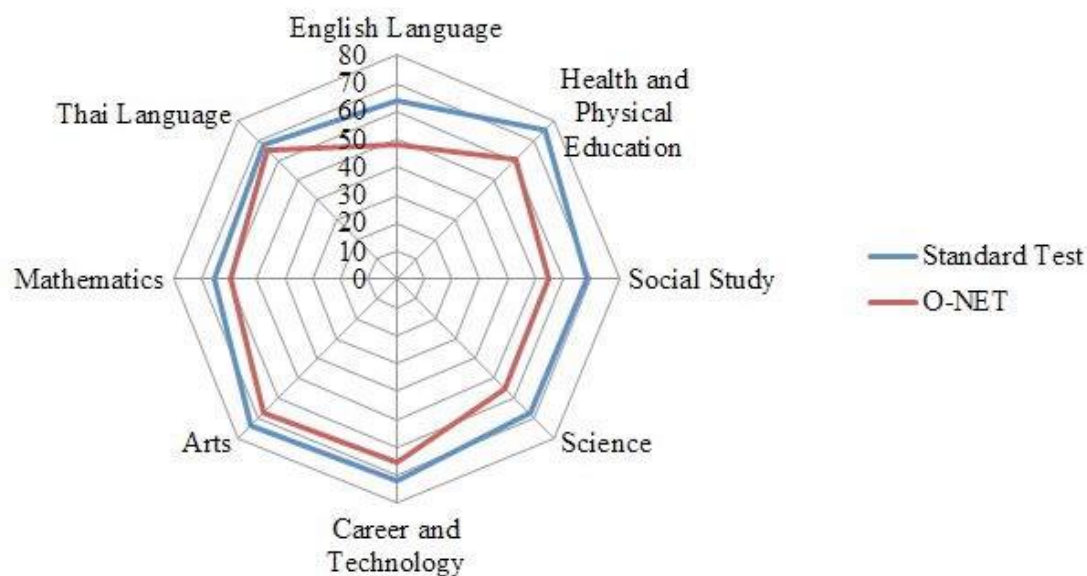
School size	Grade 6		Grade9	
	The total number of schools	Percentage	The total number of schools	Percentage
Small	25	32.90	2	6.90
Medium	44	57.90	21	72.41
Large	4	5.26	5	17.24
Extra large	3	3.94	1	3.45
total	76	100.00	29	100.00

The analysis of the differences about standard test and results of ONET from Students Grades 6 and 9 during the Year 2010 and 2013 in Chachoengsao Province, classifying by subjects and school sizes.


Picture 1: the differences about standard test and results of ONET from Students Grade 6 during the Year 2010 in Chachoengsao Province, classifying by subjects and school sizes.



Picture 2: the differences about standard test and results of ONET from Students Grade 6 during the Year 2013 in Chachoengsao Province, classifying by subjects and school sizes.



Picture 3 The differences about standard test and results of ONET from Students Grade 9 during the Year 2010 in Chachoengsao Province, classifying by subjects and school sizes.



Picture 4: the differences about standard test and results of O-NET from Students Grade 9 during the year 2013 in Chachoengsao Province, classifying by subjects and school sizes

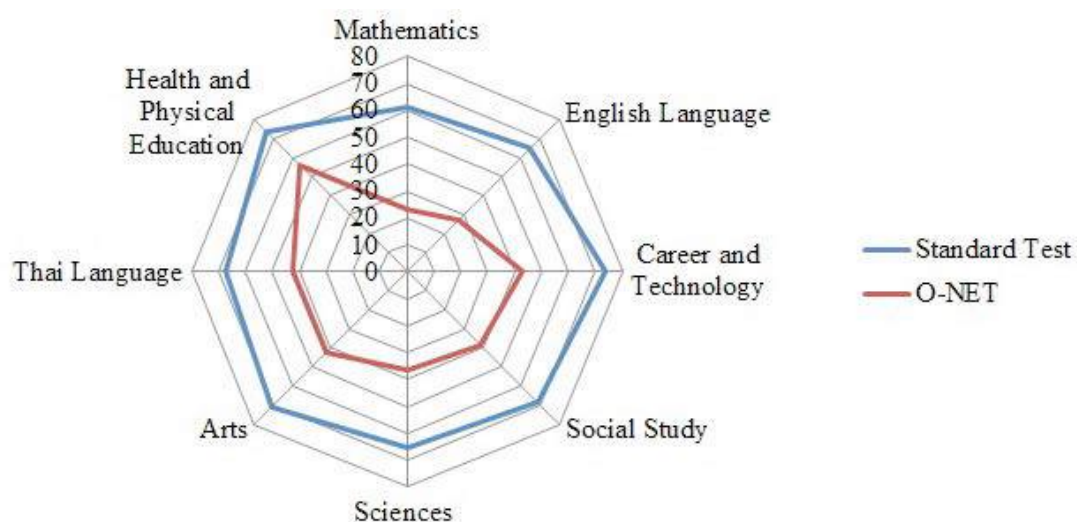


Table 2: best Practice of standard test and results of the 8 subjects' test from the Ordinary National Educational Test (O-NET) classifying by grades, years of given data and school sizes

Data and school size

Order	Grade 6/2010	Grade 6/2013	Grade 9/2010	Grade 9/2013
small	Health and Physical Education	Health and Physical Education	Sciences	Career and Technology
medium	Health and Physical Education	Health and Physical Education	Health and Physical Education	Health and Physical Education
large	Health and Physical Education	Health and Physical Education	Career and Technology	Career and Technology
extra large	Arts	Health and Physical Education	Thai Language	Thai Language

Best Practice standard test from Students Grades 6 was the subject of Health and Physical Education and grade9's were the subjects of Career and Technology, Health and Physical Education and Thai Language respectively.

Best Practice of O-NET results from Students Grades 6 and 9 were shown in Table 3.

Table 3: best Practice of O-NET results classifying by grades, years of given data and school sizes

Order	Grade 6/2010	Grade 6/2013	Grade 9/2010	Grade 9/2013
Small	Health and Physical Education	Health and Physical Education	Arts	Health and Physical Education
medium	Career and Technology	Health and Physical Education	Career and Technology	Career and Technology
large	Health and Physical Education	Health and Physical Education	Health and Physical Education	Health and Physical Education
Extra large	Health and Physical Education	Health and Physical Education	Career and Technology	Health and Physical Education

Best Practice of ONET results from Students Grades 6 was the subject of Health and Physical Education and grade9's were the subjects of Career and Technology and Health and Physical Education.

Table 4: percentage of grades 6 and 9 students' abilities in each subject during year 2010 and 2013, analyzing from the scores which lower or equal 50%

subject	score	Grade 6				Grade 9			
		year 2010		year 2013		year 2010		year 2013	
		Standard Test	O-NET	Standard Test	O-NET	Standard Test	O-NET	Standard Test	O-NET
Thai Language	26-50	5.84	53.5	10.46	56.72	2.25	58.15	7.17	61.16
	1-25	7.53	30.64	1.63	6.80	0.09	12.10	0.74	5.79
	0	0	0.21	0	0	2.16	0.09	0.04	0
	50	0.83	1.76	3.19	4.36	1.05	4.97	3.40	4.19
Mathematics	26-50	4.27	50.48	7.65	46.95	11.65	40.03	15.84	37.97
	1-25	1.51	21.6	4.26	27.22	0.48	51.69	1.34	61.27
	0	0	0.27	0.19	0.38	0.49	0.15	0	0.13
	50	5.66	2.10	2.21	7.36	9.91	0.97	9.43	0.05
Science	26-50	4.6	48.47	10.65	51.70	2.25	40.17	11.27	79.04
	1-25	1.35	14.87	2.07	15.89	0.34	49.56	0.21	10.96
	0	0.02	0.33	0.04	0	0.29	0.93	0	1.03
	50	0.95	2.77	1.18	1.92	1.83	2.24	9.26	1.34
Social study	26-50	3.28	42.78	9.09	71.79	5.19	46.74	4.81	78.48
	1-25	0.40	9.79	1.97	14.78	0.93	25.34	2.21	8.29
	0	0.09	0.10	0.14	0	0.78	0.02	0.04	0.80
	50	0.50	0	0.47	3.63	2.31	5.24	2.37	3.06
English language	26-50	3.99	21.56	11.75	46.61	4.74	21.29	8.11	60.53
	1-25	1.86	45.84	4.16	26.12	0.61	62.58	0.47	38.42
	0	0.54	14.90	0.04	0.03	0.34	7.52	0.04	0.05

	50	5.77	2.99	5.16	1.87	3.81	1.98	6.32	0.23
Arts	26–50	4.96	45.03	5.87	50.82	2.65	50.81	9.89	77.87
	1–25	1.04	13.85	1.67	13.56	0.32	23.76	0.04	2.79
	0	0.19	3.89	0.04	0.37	0.26	7.23	0.80	0
	50	1.65	0.04	1.44	10.59	1.24	0.46	5.66	3.72
Health and Physical Education	26–50	3.29	39.65	4.49	22.84	3.50	16.17	0.98	23.99
	1–25	0.44	5.51	0.51	4.74	0.12	7.85	0.11	1.89
	0	0	0.19	0.14	0.03	0.98	0.10	0.80	0.04
	50	1.18	14.79	0.39	0.04	1.34	5.27	0.64	7.41
Career and Technology	26–50	3.00	35.71	7.06	36.51	1.74	46.90	2.11	62.79
	1–25	0.66	5.57	4.04	16.22	0.09	17.91	0.04	8.50
	0	0.21	0.87	0.34	0.08	0.19	3.36	0.72	0.85
	50	1.56	19.93	1.96	0.19	1.51	10.57	1.82	3.95

Grades 6 and 9 students' abilities in each subject and school size during year 2010 and 2013, analyzing from the scores which lower or equal 50 were mostly high in English Language in both standard test and results of the 8 subjects' test from the Ordinary National Educational Test (O-NET).

Discussion

This study was aimed to analyze the differences of standard test and results of the 8 subjects' test from the Ordinary National Educational Test (O-NET), that took place during 2010 and 2013 of the students Grades 6 and 9 in Chachoengsao province, classifying from subjects and school sizes. Also, it was aimed to investigate the weakness and the issues which must be developed in the school level. The samples were taken from schools under the Educational Service Area (ESA) by using the simple random sampling technique to select the voluntary participants by using 25% of sample proportions. The tools used for collecting data were the score-record form and the structured interview. The results were as follow;

1) For students Grade 6 in 2010 at Chachoengsao province, the highest scores for standard test was the subject of Career and Technology, while the lowest scores was the subject of Thai language. In term of ONET results analysis, the highest score was also the subject of Career and Technology, while the lowest scores was the subject of English language. Moreover, the subject which the scores for standard test was the most different from ONET scores was English, while the subject of Health and Physical Education; in the other hand, was the highest balanced. In 2013; the highest score for both standard test and ONET was the subject of arts, while the lowest scores was the subject of English language. As for the differences of standard test and the results from O-NET, the subject of English was the most different, while the subject of Thai conversely had the highest balanced. Additionally, students Grade 9 in 2010 at Chachoengsao province had the highest scores for standard test in the subject of arts, yet had the lowest scores in the subject of Mathematics. Concerning with ONET scores, the subject of Health and Physical Education's score was the highest, whereas, English's score was the lowest. Moreover, by comparing the scores of standard test and the results from O-NET, the subject of Science was the most different, in contrast; the most balanced score was the subject of Health and Physical Education's. Besides that, in 2013, the highest score for standard test was the subject of Career and

Technology, while the lowest scores was the subject of English. As for ONET scores, the students had the highest score in the subject of Health and Physical Education. However, English's score was the lowest. Comparing the scores from both standard test and O-NET, the subjects which had the highest difference was English, while subject of Health and Physical Education's had the highest balance

2) Considering from the Radar Chart, the weaknesses and the must-developed points in the school level were found that the English subject of both grade 6 and grade 9 should be improved.

The weaknesses and the must-developed points in the school level, found in this study were; the variety of the measurement and evaluation such as the strictness and lenience of scoring, the process of score collecting in each school; that is to say, most schools collected those raw scores on paper and collected the averaged scores on files in order to present to Educational Service Office, an insufficiency of contents taught in class, the lack of knowledge and understanding about the measurement and evaluation process in class such as a learning achievement test design, the teacher's, student's, and executive's consciousness about an importance of testing process, and the sincerity in applying results for student's quality development. Therefore, the result of this research matched up with the study of Husaprab (2004) claiming that 1) built up the consciousness of an importance of ONET to all teachers and students 2) pushed forward teachers to apply the results in developing various types of learning management 3) identified the vision, mission and goal emphasizing competencies of learners which could clearly reflect the concrete success 4) produce developing plan or enhancing learning achievement plan in order to be a guideline for operating school's projects/activities 5) supported and promoted research operation and enhanced learning achievement such as the research procedure and development of supervision management, Research learning for studying the problems of testing as well as investigating the guidance for applying the results in enhancing learning achievement. *For the management*, there should be the meeting to inform information and report the achievement results of the previous year to teachers, the monitoring process to follow up the results of each subject, an evaluation of the test under the indicator of student development, the report of information and test result to students including educational guidance which could help the students to know their own abilities and be prepared to study in higher level, the tutorial by inviting famous tutors or teachers in school for reviewing contents in order to prepare students for the test. Concerning with *teacher development*, the teachers should be supported to do research for solving problems and developing learners' competencies. That is to say, in some schools, an advancement of learning achievement is especially emphasized in order to urge teachers to improve their teaching method. At the same time, some schools; there is the teacher coaching which sporadically evaluates the teacher's teaching methods in order to control them to be along with school standard. Moreover, in some schools, teachers are motivated by honorary award in case that their students receive high or full score. As a result, teachers would be proud and inspired to continually perform their duties.

Acknowledement

This research was supported by higher educational research promotion and national research university project of Thailand under the office of the higher education commission. I would like to express my sincere thanks to all people who has helped in data collection, department of information, Chachoengsao Primary Educational Service Area office 1 and 2, Chachoengsao secondary Educational Service Area office 6, and all schools.



References

Hussaprab, P. (2004). the development of educational testing strategies for using into the students' quality development. The *National Institute of Educational Testing Service (Public Organization)*).

Office of the Basic Education Commission. (2010).the guidance of applying student development focus to practice.Bangkok: *Office of the Basic Education Commission*

The *National Institute of Educational Testing Service (Public Organization)* NIETS. (2004). *Institution's information*. Retrieved March 15 2014, from <http://www.niets.or.th>

Contact email: fasai.ann@hotmail.com





Factors Affecting the Quality of Life of the Elderly in the Eastern Provinces

Kitiwong Sasuad, Rajabhat Rajanagarindra University, Thailand

The Asian Conference on the Social Sciences 2016
Official Conference Proceedings

Abstract

This research was aimed at studying fundamental factors, mental factors, and needs factors that are related to the quality of life of the elderly in the eastern provinces, in order to propose a model of elderly care. This research used a mixed methods approach of quantitative and qualitative research. The sample for the quantitative research was 400 seniors whose ages were 60 or above, and it was obtained by simple random sampling. The tool used for data collection was a set of questionnaires. The statistics used for data analysis were percentage, mean, and standard deviation. The sample for the qualitative research was 27 elderly people, obtained by purposive sampling. The tool used for data collection was a focus group. The collected data was analyzed using content analysis. It was found that the fundamental factors, mental factors, and needs factors of the elderly were interrelated and inseparable. Consequently, if the elderly had problems with their mental health, they also had physical health problems, and vice versa. The elderly whose quality of life was good came from loving families. The appropriate model for elderly care was that members of their families should be their main caregivers. The government and private agencies should actively participate in elderly care, placing stress on their well-being in all aspects, namely: physical, emotional, social, and spiritual aspects.

Keywords: factors affecting the quality of life, the elderly, caregivers

iafor

The International Academic Forum
www.iafor.org

Introduction

The problem of elderly care has gradually become a serious one, since the number of elderly has increased every year. At present, there are about 10 million elderly people in Thailand, and in the next fifteen years (A.D. 2040), the number of elderly will be 20.5 million (The Office of National Economics and Social Development Board, 2014). Most of the elderly do not have enough income, since they have only small amounts of savings and their major source of income is the financial support of their sons and daughters. The Thai government has realized that elderly care is a problem, and has issued a number of laws regarding public welfare and health services for the elderly. However, government agencies and related people have not efficiently and thoroughly given these services to the elderly. Additionally, the laws concerning the elderly are not being actively enforced. Consequently, the essential services for the elderly are not enough, not timely, and do not respond well to their needs (Siriboon, 2000).

The elderly are the “intellectual treasure” of their society, since their experiences and wisdom are very valuable (Aneksook & Sangkachat, 2003). Most of them have done many useful things. Therefore, they deserve a good quality of life in the last phase of their lives.

There are a number of academicians giving definitions of the “quality of life.” For example, A. Campbell et al., said that “quality of life” means life satisfaction, happiness, well-being (Campbell et al., 1976). Another group of academicians said that “quality of life” means the perception, in various aspects of life, that the individual has been responded to regarding their physical, psychological, and social needs, which are essential factors that enable them to live happily, healthfully, have enough income, and attain support from their families and friends (Ferrel et al., 1995).

In the past, the elderly lived within their communities harmoniously and happily together with younger generations. The old and young could jointly participate in many social activities, where the elderly could transfer their experiences and wisdom to the younger generations. Consequently, they were not lonely and had self-dignity and self-respect. In other words, the elderly could happily adapt themselves and feel useful to their communities.

According to the elderly act B.E. 2546, the focus point should be on the elderly’s health. The main goal of such policies is quality of life attained through preparation in the aspects of personal development for the elderly, organizational development, management, social welfare, and follow-up procedures. However, welfare from the government sector is only a small part of the services needed by the elderly. The true need of the elderly is to live with their families in warm, loving atmospheres, in which they can do activities together with their offspring. Love, respect, and gratefulness to the elderly from their family members, and psychological support from their neighbors, are major factors affecting the elderly’s quality of life.

Therefore, family plays a very important role in elderly care. If a family is a loving one, in which its members harmoniously live together, its elderly will have good mental and physical health. However, the family institution, which used to carry valuable social capital and had close connections to the clan system, which enabled

the elderly to have effective roles in their families, especially the role of socialization of the younger generation to preserve culture and values, nowadays has become weaker and weaker. A number of the elderly, especially the aged people living in rural areas, whose children go to work in Bangkok or in other big cities and industrial

areas, have to live alone or live in poverty with their children's offspring. The quality of life of these elderly is very poor, since the breadwinners of their families have to live separately from them for economic reasons and, unfortunately, a number of their children cannot send money back home, since their wages or salaries are very low.

Apart from government policies, which can promote the elderly's quality of life, personal factors also have influences on the elderly's way of life. The elderly who have a spouse are not lonely. They have security in their lives, and have good perception of their better quality of life (Robert & Krouse, 1988, as cited in Kumarnchan, 2000). In other words, the elderly who live among their children in loving families will have good quality of life (Friendman, 1986, as cited in Bhodhithawil, 2000). On the other hand, the elderly whose educational backgrounds are low will have poorer quality of life. Additionally, income, gender, age, and career are also factors affecting the elderly's quality of life (Orem., 1958, as cited in Thueman, 2004).

Emotional and mental characteristics of the elderly are other factors affecting the elderly's quality of life, because they are the true feelings of people, which indicate their real needs, their true thoughts (Ungkinun, 2002). As a whole, the elderly have 4 aspects of needs, namely: physical, mental, social, and economic needs (Yodpetch, 2009).

The model used for elderly care also affects the elderly's quality of life. The model in accordance with government policy emphasizes income assurance, increased employment, decreased dependence, development of a health care system, and the promotion of participation in elderly care by the community, in which everyone actively plays a part in the elderly's quality of life development.

The present researcher and his co-researcher have studied related literature and found that there are many factors affecting the quality of life of the elderly. Consequently, the researcher and his co-researcher wanted to study more about these factors, especially those related to the quality of life of the elderly living in the eastern part of Thailand, in which socio-economic development has rapidly changed the way of life of the people. By doing this, the researcher and his co-researcher positively expected to find that these elderly would be better taken care of, and that the Thai society, as a whole, would therefore have an appropriate model for elderly care in the long run.

Purposes of the study

1. To study the level of fundamental factors affecting the elderly's quality of life, including mental characteristics, and needs factors of the elderly.
2. To study the level of the quality of life of the elderly living in the eastern provinces of Thailand in 4 aspects, namely: physical health, mental health, social, and spiritual aspects.

3. To study the model for elderly care, including the elderly's quality of life development, in the eastern provinces.

Frameworks for the study

The content framework

1. Fundamental factors i.e. physical health conditions, economic status, social status, family relationships, and the capabilities of the elderly's caregivers.
2. Mental characteristics of the elderly, namely: attitude towards activity participation, the realization of self-dignity, motivation for activity participation, mental health, and the perception of self-capability.
3. Needs factors of the elderly, namely: physical, emotional, social, and spiritual needs, including needs for housing, intellectual and experiential development, and appropriate health services in the community.
4. Model for elderly care, emphasizing elderly participation, community participation, and methods of elderly care.

The population framework

The population of this research were the elderly living in the eastern provinces, whose ages were above 60 years old.

The timing framework

Study occurred during October 2014-September 2015

Research methodologies

The study of factors affecting the quality of life of the elderly in the eastern provinces used mixed methodologies of quantitative research and qualitative research. The tool used for quantitative data collection was a questionnaire, and the tools used for qualitative data collection were in-depth interviews and focus groups. The statistics used for quantitative data analysis were percentage, mean, and standard deviation, and the qualitative data was analyzed using content analysis.

Population and sampling group

Population. The population were male and female elderly people whose ages were above 60 years old, living in the eastern provinces of Thailand, comprised of Chonburi, Chachoengsao, Rayong, Chantaburi, and Trad.

Sample group. The sample group for quantitative data collection was obtained by using a Taro Yamane table. The error margin was at the ± 0.05 level of significance. The size of the population sample was first fixed at 400. Then, the researchers used purposive random sampling according to the ratio between the sample size and the size of the populations in Chonburi, Chachoengsao, Rayong, Chantaburi, and Trad.

Table 1. The sizes of the populations and the sample groups of the elderly in the eastern provinces		
Province	Population	Sampling group
Chantaburi	76,000	67
Chonburi	143,300	127
Trad	34,500	31
Rayong	85,000	75
Chachoengsao	112,200	100
Total	451,000	400
Source: The Office of the National Socio-economic Development Board B.E. 2557		

The sample group for qualitative data collection was comprised of 27 elderly people obtained by purposive sampling.

The tools used for data collection

The tool used for quantitative data collection was a set of questionnaires. The content of the questionnaires was comprised of 5 sections as follows:

Section 1 was a questionnaire that inquired about personal data on gender, age, the number of family members, physical health conditions, economic status, social status, family relationships, and the capability of the elderly caregivers.

Section 2 was a questionnaire that inquired about mental characteristics data about the elderly, and comprised of attitude towards activity participation, and mental health.

Section 3 was a questionnaire that inquired about needs factors of the elderly, comprised of physical, psychological, social, economic, intellectual and experiential development, and community health service needs.

Section 4 was a questionnaire that inquired about opinions regarding the elderly care model, comprised of: the model of elderly participation, and the methods of elderly care.

Section 5 was a questionnaire that inquired about elderly satisfaction in the physical health, mental health, social relationships, and spiritual aspects.

The questionnaires' validity and reliability tests

The researcher created and organized the questionnaires' validity tests through inquiry and consultation with experts, and after that corrected them for the purpose of asking about precision or issue validity. Then the researcher distributed the questionnaires to 30 people in the sample group to test reliability and to calculate the reliability value, by using Cronbach's Alpha method, and used acceptance criteria above the 0.70 level to indicate that the questionnaires had enough reliability.

The study results

The personal data of the elderly in the eastern provinces revealed that 62.3% of the elderly were female, 55.3% were 70-79 years old, 62.3% had a spouse, 39.5% earned 3,001-5,000 baht per month, 57.5% had a primary education background, 36.5% had heart disease, 37% had diabetes, 54.5% of their families were comprised of 4-5 members, of which 54.8% were small traders.

Fundamental factors of the elderly

The elderly tried to keep themselves healthy. They thought that good health means getting no illnesses. They wanted to be strong-even though they were not the same as before. They hoped that they could do their normal daily activities for a long time and would not have to depend on other people

Mental characteristics of the elderly

The elderly had good attitudes towards activities organized by government agencies, private sectors, and communities. They unanimously said that the activities were very useful for their physical and mental health. Moreover, the activities enabled them to spend their time usefully, and helped them to live well in their communities.

The elderly also unanimously said that good mental health means to have a happy mind which can adapt appropriately with the environment. The person who has good mental health will not be an introvert or have psychosis or neurosis, and they can live happily in their communities. The researchers found from this study that most of the elderly have quite good mental health, since they can live happily with other people in their communities.

Needs factors of the elderly

The elderly said, in the same way, that their basic needs were good health, good nutrition, enough rest, appropriate exercise, accident protection, appropriate daily routines, and good medications, including good advice from doctors.

Pertaining to intellect and experience development, the elderly said that they were willing to transfer their knowledge, or local wisdom obtained from their long experiences, to everyone in their communities, especially the young generation, in order that they could appropriately further apply or develop those experiences and knowledge, along with their own lifestyles and the ways of life of other people in their communities. There were many ways used to transfer knowledge or local wisdom, e.g., oral narration, demonstration, and written narration, etc.

The elderly care model

The current elderly care model used in the eastern provinces of Thailand was that most of the elderly lived with their children and grandchildren, and their offspring were their main caregivers. The elderly still worked and did their routine activities,

since they were quite strong. However, they had to depend on their children in some ways e.g. bringing them to hospital, drug store, and temple, etc.

Most of the elderly actively participated in various activities organized by government agencies, private sectors, and their communities. They strongly believed that participation in the activities encouraged them to be healthy and happy. Consequently, they were truly satisfied in those activities.

The elderly's quality of life level

The elderly unanimously said that good quality of life existed in a loving family in which the family members love each other, help each other, and harmoniously live and do activities together, without quarrels. Moreover, loving family members closely take care of their elderly and respond to their needs as best as possible, especially their need for good nutrition, and for respect and understanding, etc.

Recommendations for application of the research findings

1. Related people, especially caregivers should pay more attention to relationships within the elderly's families. Moreover, there should be an appropriate curriculum on proper elderly care in order to train elderly caregivers and related persons more effectively than they are trained currently.
2. Related people or caregivers should effectively respond to the elderly's needs and encourage the elderly to actively participate in activities which are useful for their physical and mental health.
3. Related people or caregivers should provide appropriate housing, environments, and activities which promote the elderly's quality of life
4. Related people or caregivers should help the elderly to do some hobbies or sideline jobs, in order that they could earn extra income and enhance their self-esteem and quality of life.

Results Discussion

The level of combined fundamental factors of the elderly

This study found that the level of combined fundamental factors of the elderly in the eastern provinces of Thailand, as a whole, was moderate. When considering each factor individually, the researchers found that economic status and social status greatly affected life satisfaction for the elderly. The researchers also found that elderly people whose educational backgrounds were at high levels could take care of themselves better than those whose educational backgrounds were at lower levels. Apart from that, the elderly whose members of their families loved and warmly took care them had more life satisfaction than those who lived alone. These findings were congruent with the research results of Raksawang (2002), who studied elderly care in a community in Bangkok. Her study indicated that elderly people who were appropriately taken care of by the community and members of their families were healthy, happy, and had good quality of life. Additionally, these finding were also congruent with the research results of Theerakiatkamjorn (2009), which confirmed that those elderly whose offspring appropriately took care of them had high quality of life.

The level of mental factors of the elderly

The level of combined mental factors of the elderly in the eastern provinces, as a whole, was moderate. Elderly people realized that good mental health brought about good physical health, and vice versa. These findings were congruent with the study results of Peplau and Taylor (1997), which confirmed that the elderly whose physical health were good would be happy and had good mental health, had no illness and could help themselves as best as possible. The researchers' findings were also congruent with the study results of Cobb (1976), which indicated that problems regarding physical health in elderly people would bring about their stress, anxiety, work inefficiency, as well as mental and emotional disturbances.

The level of needs factors of the elderly

The level of combined needs factors of the elderly in the eastern provinces, as a whole, was high. When considering each factor individually, the researcher found that the elderly needed appropriate environments, which allowed them to do daily activities conveniently. Apart from that, they needed appropriate elderly care, especially in the aspects of nutrition, medication, exercise, and participation in activities. Pertaining to these mentioned aspects, caregivers were important people whose roles greatly affected the quality of life of the elderly. In other words, if caregivers take care of the elderly with loving kindness, the elderly will be very happy and have a good quality of life. These findings were congruent with those of Campbell (1976), who explained that good quality of life meant happiness, satisfaction, and good hope for their circumstances. They were also congruent with the ideas of Dalky and Rourke (1973), who defined that good quality of life meant good well-being happiness, satisfaction about: health, daily activities, including a realization of self-dignity and capabilities.

The appropriate model for elderly care

The appropriate model for elderly care in the eastern provinces is that members of the elderly's families should be their main caregivers. The government, private sector and, especially, communities should actively participate in elderly care, placing stress on their well-being in all aspects, namely: physical, emotional, social, and spiritual aspects. This model is congruent with the model presented by Yodpetch et al. (2004) and Sriwanichakorn et al. (2013), which emphasized elderly care provided by families and communities of elderly people.

Another suggestion for the appropriate model of elderly care was that there should be long-term planning for saving money among elderly people, which would allow them to live comfortably in the last phases of their lives. This suggestion is congruent with the research recommendation of Plangrit (2004), which stated that long-term financial preparation for the elderly, by making savings deposits to an elderly fund, would allow them to be economically sufficient and to actively participate in the activities of their families and communities.

Recommendations for further study

1. This research investigated factors affecting the quality of life of the elderly in the eastern provinces of Thailand. There should be other studies investigating these mentioned factors in other parts of Thailand which have different contexts.
2. There should be studies on the attitudes towards the elderly of various generations, especially the young ones, in order to help apply the study results for proper elderly care. This could bring about a happy outcome for all related people and the community as a whole.



References

- Theerakiatkamjorn, A. (2009). *The Quality of Life of the Elderly in the Suthep Sub-district Municipal Area, Mueang District, Chiangmai Province*. (Unpublished Master's thesis). Chiangmai: Chiangmai University.
- Faksawong, C. (2002). *Self Care of the Elderly in Community: A case Study of the Elderly in Rama VI Bridge Community, Bangsue District, Bangkok*. (Unpublished Master's thesis). Bangkok: Chulalongkorn University.
- The Office of National Socio-economic Development Board. (2014) *Directions of 12th National Socio-economic Development Plan*. Retrieved from <http://www.nesdb.go.th/Default.aspx?tabid=535>
- Siriboon, S. (2000). *The Response to Problems and Needs of the Elderly: A Case Study of the Establishment of the Elderly Social Center*. Bangkok: Population Science College, Chulalongkorn University.
- Kumarchan, W. (2000). *The Quality of Life of the Elderly in the upper-southern Part*. (Unpublished Master's thesis). Bangkok: Mahidol University.
- Thueman, S. (2004). *Factors of the quality of life of the Elderly in Yarn Yao Sub-district, Sukhothai Province*. Bangkok: Mahidol University.
- Ungkinun, N. (2002). *The Quality of Life of the Elderly in the Elderly Club, Bangkoknor District*. (Unpublished Master's thesis). Bangkok: Rajabhat Dhonburi University.
- Yodpetch, S. (2009). *The Model of Good Elderly Care of Thai Families and Communities in Rural Areas*. Bangkok: Research Institute and Thai Elderly Development Foundation.

Contact email : kitiwong-8@hotmail.com

The Study of an Impact of Immigrant-Worker on Public Health: A Case Study in Sakaeo Province, Thailand

Nawasanan Wongprasit, Rajabhat Rajanagarindra University, Thailand.

The Asian Conference on the Social Sciences 2016
Official Conference Proceedings

Abstract

This qualitative research aimed to study impact of immigrant-workers on public health in SaKaeo, and to propose strategies to improve it. In-depth interview was used for collecting data. The data were analyzed by content analysis. This study was conducted in the 20 immigrant-workers in 200 communities and 5 Tambon Health Promoting directors in Aranyaprathet district Sakaeo province, Thailand.

It was found that: the impacts of immigrant-worker on public health were more infectious diseases transmitted by them. The respiratory tract infection disease was found. All of them had not been registered officially, thus they had not gone through a physical check-up process. They lived together in crowded and unhygienic surroundings. The children born from these women were not vaccinated and lacked immunity. It was found one diphtheria case in boy. The impact of immigrant-workers on health professionals and government budget was increased work load for health professionals and government budget requirement to take care of them. The researcher proposes some strategies to reduce the health problems caused were employing strong measures upon illegal workers and building employers' awareness of their obligations in hiring them, also requiring immigrant-workers to register with health service providers for screening diseases and to have medical insurance, cooperation among government and private units with responsibility for immigrant-workers health. The immigrant children should be got vaccinated and immunity the same as Thai children in order to reduced the emerging infectious disease in the future.

Keywords: Immigrant-workers, Public Health, SaKaeo Province, Thailand

iafor

The International Academic Forum
www.iafor.org

Introduction

According to the globalization, the development of technology and communication were rapidly improved. The travelling and communication to other countries around the world were easier and more convenience than the past. Every countries must be adapted and developed their human resources include social, culture and economic for rapidly changing. In 2015, there were 10th countries including; Brunei Darussalam, Viet Nam, Cambodia, Indonesia, Lao PDR, Malaysia, Myanmar, Philippines, Singapore and Thailand gathered to be ASEAN COMMUNITY which had the policy of free zone trading to stimulate foreign investment among ASEAN country and freedom immigrant-workers, transportation and communication. Based on the free zone trading, the illegal-workers would be increased that caused the health risk of food and product imported which were illegal and non-standardize product. (International cooperation office department of disease control Ministry of Public Health, 2014). All these factors, there would be effected the increasing of immigrant that will caused the frontier community health situation similar to Coker, et al. (2011, pp: 599-609) stated that population growth and movement urbanization, changes in food production, agriculture and land use, water and sanitation, and the effect of health systems through generation of drug resistance were reasons at risk from emerging infectious diseases in southeast Asia.

Public health referred to all organized measures (whether public or private) to prevent disease, promote health, and prolong life among the population as a whole. Its activities aimed to provide conditions in which people could be healthy and focused on entire populations, not on individual patients or diseases. Thus, public health was concerned with the total system and not only the eradication of a particular disease. The three main public health functions were: 1) the assessment and monitoring of the health of communities and populations at risk to identify health problems and priorities, 2) the formulation of public policies designed to solve identified local and national health problems and priorities and 3) to assure that all populations have access to appropriate and cost-effective care, including health promotion and disease prevention services (World Health Organization, 2016).

In Thailand, one of the most challenging obstacles was the migrant's public health, especially the illegal migrants. Because of the long border around 2,401 kilometers between Thailand and Myanmar, 1810 kilometers(702 kilometers by land and 1108 kilometers by Mae Kong river) between Thailand and Laos PDR and 803 kilometers between Thailand and Cambodia so there were more than 1,078,767 illegal migrants from Myanmar, 110,854 illegal migrants from Laos PDR and 124,761 illegal migrants from Cambodia in the year 2009. Because of the different standard and quality of health service system among Thailand and its3 neighboring countries, many migrants carries contagious diseases that were already controlled in Thailand. Pulmonary Tuberculosis, Syphilis, Leprosy, Malaria and Elephantiasis were the 5 most common contagions/communicable diseases. The Diarrhea, Influenza, Dengue hemorrhagic fever were more difficult to eradicate among the undocumented migrants in the urban area. These diseases can also spread into Thai people by many vectors and routes in the tropical climate. The sanitation and environment of the migrant's communities were poor and because of the un-registration housing due to the fact that these illegal immigrants were inapplicable to services from local authorities. (Tharathep, N.D.)similar to Presert Thongcharoen (Bangkok Business online, 2015), who

foundation President of influenza promotion studying, stated that Emerging diseases was a challenge for public health staff that new infectious disease transmitted such as diphtheria, pertussis, mumps, rubella, polio and meningococcal meningitis, founded these patients in several provinces due to the migrant workers transport specially diphtheria disease that disappeared from Thailand for 20 years ago.

Sakaeo province was in the eastern of Thailand which has border with Cambodia along 165kilometers.It was the Special Economic one Province policy. There were increased in industrial investment but shortage of workers, so entrepreneurs often employment of migrant workers. Most of the immigrant-workers were Cambodia, Lao and Burman respectively. Sakaeo labour(2015) show the amount of legal immigrant-workers on June 2014 was 232persons who was Cambodia 181 persons or 78.02 percents, Laos was 48 persons or 20.69percents and Burma was 3 persons or 1.29 percents that legal immigrant-workers less than illegal immigrant-workers. The illegal immigrant-workers could be caused the problem of economic, social, public health and cure budget. Related to Sakaeo public health hospital information, there was an expense of legal and illegal immigrant-worker for more than 10 million baht per years. In 200-2014, the public health of Sakaeo province had a large cure expense nearly 70 million baht (Thairath online, 2014). The 200 community located on Aranyaprathet district at Sakaeo province which lived in the rental house for Cambodian labour. There was 300-400 families lived together mostly illegal labour, in crowded and unhygienic surroundings. They work with Thai owner in TaladRongkrue with daily wage.

The researcher intended the importance of prevention disease from illegal immigrant-workers who did not pass health checking from Thailand public health authorities. They lived and worked for a time and went back to home that could be cause the disease transmitted problem. Some disease was restricted in Thailand but it was an endemic in Cambodia: If these diseases transmitted to Thailand, it would be a problem of Thai public health. If people of the country had an illness and weakness health, the development of country would be slower than the countries which had healthy people. Due to a convenience travelling all worldwide it causes the quick epidemic, people would be illness and it causes the problem of social and economic development So the researcher interested in finding an impact of immigrant-workers in Public Health topic and would be propose the strategies to improve it: A case study in Sakaeo Province, Thailand. The result of this study might be useful the guideline for public health government sector creating the policy which developed immigrant workers quality of life in the next future.

Research Questions

What were the impacts of immigrant-worker on Public Health in SaKaeo Province, Thailand?

Purpose of the study

1. To study the impact of immigrant-worker on public health in SaKaeo Province, Thailand
2. To propose strategies to improve it

Research Methodology

This research used a qualitative research methodology. This study was conducted in the illegal immigrant-worker in 200 communities, and Tambon Health Promoting directors in Aranyaprathet district Sakaeo province, Thailand; and living between January and December 2016. This study was purposive sampling using a snowball technique. The participants including, 5 health promoting hospital directors and 20 immigrant workers who satisfied provide the data. Their profiles were 20 males and 5 females. The in-depth interview technique was used to collect the data. The interview guide was employed as a suitable format for qualitative interviewing of this study. A pilot study was conducted with one promoting hospital directors and one immigrant worker who were not part of the final sample to ensure the appropriateness of the interview guide. After reviewing their answers, the researcher revised the interview guide to make it appropriate for this study. The semi-structured interview was conducted using open-ended questions, as listed in the interview guide that had been generated by the researcher (Patton, 1990). This study used two methods to achieve trustworthiness: 1) the researcher made reflexive notes during the process of data collection and the data analysis process. These were about dependability and confirmation criteria; 2) triangulation technique was applied, such as documents and other written evidence, including pictures that could assist what participants reported, such as newsletters, project documents, annual reports and pictures of activities.

Data Analysis

The content analysis was used in this study; three types of coding were employed: open coding, axial coding and selective coding (Strauss & Corbin, 1998:101-161). This study used the open coding; line-by-line coding the data and describing the idea or concepts which emerged from the interviews. The open codings were 101 items that were summarized through axial coding into 50 abstract concepts. In selective coding, the concepts were condensed into one central category or a few words to explain what “this research was all about” (Strauss & Corbin, 1998:146). This research concerned , the study of an Impact of immigrant-worker on Public Health: A Case Study in SaKaeo Province, Thailand, was classified into 8 categories. This study analyzed each participant’s data by comparing and connecting them with others as categories emerged. All the open codes were analyzed and the researcher named the categories by relating together the codes, using the ATLAS.ti 7 software program.

Research Finding

This section was presented in two sections and several subsections. The first part reported on the impact of immigrant-workers on Public Health with 7 categories; living in crowded and poor sanitation conditions followed by daily worker conditions have not social security or provided other insurance, self-care when little illness and back Cambodia when critical illness, most of illnesses were respiratory tract infection disease and spread quickly, their children had not vaccinated like Thai children, a diphtheria case was found in young boy, government of Thailand increased the budget and staff to serviced immigrant workers and finally part report on strategies to improved impact of immigrant-worker on Public Health with 1 categories as present bellow.

Impact of immigrant worker on Public health as follow:

Living in crowded and poor sanitation conditions

The result found that all of immigrant workers were Cambodian and lived at rented-house which residents crowded, shared bathroom, many families live together or around 300-400 people. They purchased water for drinks from stores while groundwater supply from owner rented-house. Garbage's houses were left unsanitary according to one participant said that "They live in the house rent; Rentals were many families, crowded" (P.10). (P meaning was person)

Daily Worker Conditions have not social security or provided other insurance

The result found that most of them were not legally registered for resident permit with the Immigration Commission of Thailand so they did not pass the check up process before work according to the Immigration Act B.E. 1970 similar to one participant said that "I have not registered because I did not have a boss in Thailand. I just did contractors daily work. In Thailand, if you had boss they would pay social security or provided other insurance for you but you must live with them for a long time. I did not live here when farming in my hometown" (P.3).

Self care when little illness and back Cambodia when critical illness

The result found that if they had little sick they would buy drug to treat themselves while when they had critical sick they would go to hospital in Cambodia according to one participant said that "When I sicked in Thailand I would brought medicine from pharmacist around Aranyaprathet district, but If I had seriously ill I would be gone over to Cambodia because of the communication problem" (P.1).

Most of illnesses were respiratory tract infection disease and spread quickly

The Conditions of common illnesses found that most of them illness with respiratory tract infection disease such as fever and gastrointestinal disease such as diarrhea. It was found that when had patients first one then often found spread among immigrant workers who live in a rented house with several other immigrant worker according to one participant said that "The disease was the most common respiratory diseases, diarrhea, colds, insect bites, as he worked on the farm dry weather and climate majority." (P. 20).

Their children had not vaccinated like Thai children

It was found that most of the children had not fundamental vaccinated follow by the standard of Ministry of Public Health Thailand, according to one participant said that "Not vaccinated, there were no health authorities took over responsibility for the care of his parents by not legal and therefore not listed in the immigration system"(P.8).

A diphtheria case was found in young boy

The importance finding the impact of immigrant-worker on Public Health were the diseases had disappeared from Thailand and then returned emerging from the children

of immigrant parent's workers such as diphtherias, according to one participant said that "There was one pediatric patient with diphtheria who came from Cambodia with their parent. He was 1.5 years old. In Thailand, whose children rarely got this disease due to vaccination from birth follow by the policy of the ministry of public health of Thailand" (P.17).

overnment of Thailand increased the budget and staff to service immigrant workers

The government of Thailand must to increase the budget for provided health care service for immigrant workers according to one participant said that "If they already ill, we would be provide services such as took medicine, even without immigration legislation. It was in the discretion of the health authorities. The case was admitted to hospital treatment was not charged so hospital income loss and waste of resources to take care patients" (P.15). It found that increase the number of medical personnel and has made Thai people lack the opportunity to access the services of the state due to long queues. However, we must treat all patients equally, according to the patient's right, could not been denied. (P. 19).

Strategies to improve Impact of immigrant worker on Public health

For the public health officer level, Strategies used to resolve such problems were health officials should be offered to provide service to patients as symptomatic without discrimination according to one participant said that "When we come across any patient, we must serve everyone, without restrictions as migrants or Thailand" (P.20).

For the policy maker level Strategies used to resolve such problems were the policy of increasing the number of medical personnel and the budget in the supply of medical devices served the immigrant patients. Administration the process of service for reduces the wait time to access the health care service by corporation with Cambodia government to build the hospital for Cambodia people according to one participant said that "To coordinate the management of Health of Cambodia to work together to build a hospital, where Cambodian to receive services without overflow Cambodia to Thailand."(P. 19).

Discussion: ow to prevention and control diphtheria and other emerging diseases in illegal immigrant workers

Based on the result of the study, it was found diphtheria in a young boy with migrant parent who was illegal immigrants similar to Hardy et al. (2003) stated that diphtheria was found among the population with the migration. Because of, diphtheria was an acute, toxin-mediated disease caused by the bacterium *Corynebacterium diphtheriae*. Preventive Measures; for close contacts, especially household contacts, a diphtheria booster, appropriate for age, should be given. For prevention them, CDC (Center for Disease Control and Prevention, 2016) suggest that DTaP (diphtheria and tetanus toxoids and acellular pertussis vaccine) are the vaccine of choice for children 6 weeks through 6 years of age. The usual schedule is a primary series of 4 doses at 2, 4, 6, and 15-18 months of age. The first, second, and third doses of DTaP should be separated

by a minimum of 4 weeks. The fourth dose should follow the third dose by no less than 6 months, and should not be administered before 12 months of age. In Thailand, The Ministry of Public Health had a policy of the National the health of the set children 0-5 years all the vaccinated free basis under construction the extra immunization such as vaccine against diphtheria, pertussis, tetanus since year 1970. (Ministry of Health, 2015) Therefore, in no outbreak of diphtheria in a period of almost 20 years (Tongcharean, 2014). In general, when an outbreak of this diseases that children who got vaccinated would strong for resistant disease, In contrast, if the child had not been immunized , such as an outbreak of disease , it was also a source of illness and spread it to others , because this disease would transmit by contact with respiratory cough, phlegm. Especially in crowded communities which lived and used bathroom together, often a contributing factor to the spread of germs easily. The child came with parents, migrant workers who were not registered immigration legalization Thailand. They did not receive health checks from health authorities of Thailand had not been vaccinated, based in Thailand. Also, it might be that parents did not awareness, lack of knowledge and understanding about the importance of vaccination to prevent infection or spread of disease, because most parents were poor and lacer daily, In other words, they could only spend each day if any would not work no income. Most parents had to work out every day so they may not be employed at the health care of the ball, as they should. Also, many parents were lack of awareness about vaccination because they had never experienced before receiving the vaccine as well. From those reasons, it might be took them did not take their children to vaccinated according to Dempsey et al. (2006) found that, factors that resulted in parents refusing to take children vaccinated against cervical cancer, the attitudes and awareness of parents more knowledge about the vaccine alone, similar to the study of Tongpua and Cheawchanwattana (2013) found that, there were several factors associated with parents' decision on purchasing OV's; parental factors, perception and products). Sufficient, accurate, complete, explicit and clear information were necessary for parents' decision making on their children's immunization. It was evidence that during childhood, the parents would decide to take their children to be immunized for children's health depends on knowledge, understanding and awareness of parents. The distribution of information from medical personnel and public health agencies were supported their decision as well.

In conclusion, the important factor in cover immunization in children who migrant parents were the parents of this child had a better understanding and awareness about the importance of vaccination and impact of the dangers did not take children to vaccination. The importance thing was the parents to be aware enough to change behavior by requiring children to be vaccinated in time to work and return to work at home already. According to Hankumpa & Thato (2014) found that factors could be predicted the behavior modifications in female high school students to get vaccinated protected cervical cancer from HPV infection were third factor; 1) the perceived severity of cervical cancer 2) perceived benefits of the HPV vaccine and 3) perceived barriers to vaccination against infectious HPV.

Therefore, from the result of this study, the emerging disease prevention and control, including diphtheria epidemic in children with migrant parents, the public health agencies should be strong provide the knowledge and awareness of disease to immigrant parents in order to make them can perceive severity of diphtherias and others emerging disease. The public health agencies should be to prevent the outbreak

by making it possible to modify the behavior of the parents did not take their children to take vaccination, to take their children to vaccination by proactive strategies without discriminated who child's migrants or Thai's children's. Also, they should be survey this area and provide appropriate vaccine in every child and other people, who have risk for source of this disease and other emerging diseases.

Implications: For the agencies which involved in immigration workers

From the study found that children with parents immigration illegal, making it not to got a health check by the Health Authority of Thailand, the lack of a vaccine and the disease disappeared emerge for instance diphtheria. The agencies which involved in immigration, both directly and indirectly: 1) directly agency; the agency responsible for the immigration offense (Sakaeo Immigration Thailand), there should be strict measures to track down a group of migrant workers who were not registered to register properly and coordinate the public health workers for check up, and basic vaccinations for their children as same as Thai children, to reduce the incidence of disease and prevent the spread of communicable diseases border. 2) Indirectly agencies; including the Office of Public Health Sakaeo province as a provider of health services to all citizens of all religions, principals should make public health agencies that provide health services to all people equality although legal or illegal immigration, and should be family health assessment, if a child was not vaccinated according to the basic requirement should be encouraged parents bring their children to vaccination. Also public health workers should be home visits immigrants worker to evaluate the serviced as a whole. In addition, they should be keep records of migrant workers and report by real information to the Ministry of Public Health to formulate a national defense policy that was effective and meets the most actual information and 3) agencies nationally Including the Ministry of Public Health; should be guidelines for the surveillance and control of the disease together with other countries, for development of international health cooperation. Focus on assisting in the diagnosis and control emerging diseases to neighboring countries and encourage cooperation in the regulation to prevention diseases with international organizations to improve quality of life and eventually reduce national health care costs in the future.

Recommendations for Future Research

The next research should further study on the quality research about emerging diseases in the migrant workers who were not registered in the provinces bordering Thailand and to compare the approaches to the prevention of emerging diseases in the area each of the people living in border areas such as the North East, South and West, and so on in Thailand and ASEAN community.

References

Bangkok Business online. (2015). *Emerging diseases was found from animals to humans*. Retrieve from:

<http://manager.co.th/Local/ViewNews.aspx?NewsID=9560000003541>

(Accessed 2 February 2016).

Bureau of Emerging Infectious Diseases. (2559). *Emerging Infectious Diseases*.

Retrieve from: http://beid.ddc.moph.go.th/beid_2014/home (Accessed 20 February 2016).

Board strategic plan of the National Emerging Infectious Diseases (B.E 2555-2559). (2014). *Strategic Plans Prepare Prevention of Emerging Infectious Diseases of the National. (B.E. 2556-2559)*. Bangkok: Agricultural Cooperatives of Thailand.

Center for Disease Control and Prevention. (2016). *Vaccines & Immunizations*.

Retrieve from: <http://www.cdc.gov/vaccines/index.html> (Accessed 3 May 2016).

Coker, R., Hunter, M.B., Rudge, W., Liverani, M., & Hanvoravongchai, P. (2011). *Health in Southeast Asia3: Emerging infectious disease in Southeast Asia: regional challenges to control*. TheLancet.com. Retrieve from: http://ac.els-cdn.com/S0140673610620041/1-s2.0-S0140673610620041-main.pdf?_tid=06e38910-ece4-11e5-9373-00000aabb0f6c&acdnat=1458290161_8335b65d581724ed47b78012cd684ac5

(Accessed 23 January 2016).

Cresswell, J. W. (2009). *Research design: Qualitative, quantitative, and mixed methods approaches*. Thousand Oaks, CA: Sage.

Dempsey, A.F., imet, G.D., Davis, R.L., & Koutsky, L. (2006). *Factors That were Associated With Parental Acceptance of Human Papillomavirus Vaccines: A Randomized Intervention Study of Written Information About HPV*. American Academy of Pediatrics. Retrieve from:

<http://pediatrics.aappublications.org/content/117/5/1486.full> (Accessed 23 January 2016).

Hardy, I.R.B., Sutter, R.W. & Dittmann, A. S. (2003). Current situation and control strategies for resurgence of diphtheria in newly independent states of the former Soviet Union. *The Lancet*. 347, Issue 9017, 1739–1744.

Hankumpa, T. & Thato, R. (2014). FACTORS PREDICTING HUMAN PAPILLOMA VIRUS VACCINE UP TAKE OF HIGH SCHOOL FEMALE STUDENTS, BANGKOK METROPOLLIS. *Kuakarun Journal of Nursing*. 21 (2), 97-112.

International cooperation office department of disease control Ministry of Public Health. (2014). *Weekly Disease Forecast*. Retrieve from:

<http://www.ddc.moph.go.th/eng/> (Accessed 1 February 2016).

Patton, M.Q. (1990). *Qualitative evaluation and research methods* (2nd ed.). Newbury Park, CA: Sage.

Polchaniko, T. (2013). *Strategic Plans Preparation Preventing and emerging infectious diseases National B.E.2556-2559*. Department of Communicable Disease Control Ministry of Public Health. Retrieve from: http://beid.ddc.moph.go.th/beid_2014/home. (Accessed 21 January 2016).

Ministry of Public Health. (2015). *Textbooks vaccines and immunization in Year 2013*. Bangkok: SuanSunandhaRajabhat University

Sakaeo labour. (2015). *Data of labour*. Retrieve from: <http://sakaeo.mol.go.th/> (Accessed 1 January 2016).

Srithongtham, O., Songpracha, S., Sanguanwongwan, W. & Charoenmukayananta, S. (2013). *The impact of Trans-national migrant from Burma, Laos, and Cambodia to the burden of health care service of the community hospital at border area of Thailand*. E-Library, Retrieve from: http://elibrary.trf.or.th/fullIP/RDG5510008//RDG5510008_abstract.pdf (Accessed 21 January 2016).

Sumning, C. (2016). *Workers in the informal sector Unstable state And problems the state*. Retrieve from: <http://www.siamintelligence.com/thailand-labor-force-formal-and-informal-sector/> (Accessed 11 January 2016).

Strauss, A., & Corbin J., (1998). *Basics of qualitative research: Techniques and procedures for developing grounded theory*. Thousand Oaks: CA: Sage Publications.

Thairath online. (2014). *The Ministry of Health informs diseases transmitted from animals to people, a high number of 271 diseases*. Retrieve from: <http://www.thairath.co.th/content/319378> (Accessed 11 March 2016).

Tongpua, S., & Cheawchanwattana, A. (2013). Factors associated with parents' decision on purchasing optional vaccines: An interview study at Health Promotion Center 6, KhonKaen. *IJPS*. 9(2), 37-49.

Tharathep, C. (N.D.). *Migrants health in Thailand*. Retrieve from: https://www.gfmd.org/.../gfmd_swiss11_moldova_presentation_s3-03b-Thailand (Accessed 11 March 2016).

World Health Organization. (2016). *Emerging diseases*. Retrieve from: http://www.who.int/topics/emerging_diseases/en/ (Accessed 1 March 2016).

Contact email: nawasanan@gmail.com

***The Study of Primary Educational Students with Immigrant-Worker Parents in
Sakaeo Province, Thailand***

Wichit Seangsawang, Rajabhat Rajanagarindra University, Thailand
Nawasanan Wongprasit, Rajabhat Rajanagarindra University, Thailand

The Asian Conference on the Social Sciences 2016
Official Conference Proceedings

Abstract

This study aimed to investigate current conditions, problems and obstacles in primary education for students with immigrant worker parents in Sa Kaeo Province, Thailand. A qualitative study was used with an in-depth interview technique. The participants were 20 students, 20 student's parents, and 6 teachers who taught in the selected school. A purposive sampling technique was employed in this study. A content analysis technique was used to analyze the data. It was found that most of students were Cambodians where the parents' occupation was mostly mercenaries. They used their own local languages at home and Thai language at school. They had high intention in class. The teacher tried to teach and take care of all students equally, but sometimes teachers did not attend them equally according to the thoughtful of Thai parents. All students reported a preference to study and work in Thailand more than in their homeland. The problems and obstacles for them were the movement of their parents to find a job where most of them had to move with their parents; hence they quit their study. The language barrier was one of the communication problems among these students. It is recommended that the Ministry of Education of Thailand should create a central course or international course for students from other countries, since the education in primary school through higher education should include the training of ASEAN language for Thai teachers.

Keywords: Primary educational students, immigrant worker parents, Sa Kaeo Province, Thailand

iafor

The International Academic Forum
www.iafor.org

Introduction

By the year of 2015, ten Southeast Asian countries (Brunei Darussalam, Cambodia, Indonesia, Laos PDR, Malaysia, Myanmar, Philippines, Singapore, Thailand and Vietnam) will have been completely stepped into the “ASEAN Economic Community.” ASEAN Economic Community or AEC was established and purposed by the Mutual Recognition Arrangements (MRAs) of the economical agreements to have the collaborative market and production base, goods transportation, collaborative investment, and free flow of skilled labors that were considered as one of the key factors that made the economics driven. According to the MRAs, eight occupations including engineering services, nursing services, architectural services, surveying qualifications, accountancy services, dental practitioners, medical practitioners and tourism, agreed to freely work among ten countries members according to the MRAs. Beyond eight occupations, the others are expected to prepare the culture context and language proficiency for the smooth collaborative working and the travel hospitality providing in the future (Siritipakul, 2015).

According to the MRAs, the free flow skilled labors were expected and assigned the proper qualifications to work freely among the ten countries in the future. The issue of unskilled labors flowing in Thailand was a result of the sections that the Thai government created to support the labor market; for instances, section 9, section 12, and section 13 which made Thailand has immigrant workers around 1,443, 474 and nationalities (Cambodian, Laos, and Myanmar) proving around 989,374 workers in total (Official of foreign workers administration, 2015).

Sa Kaeo is one of the provinces located in the eastern part of Thailand and has its eastern borderline adjacent to Cambodia approximately 165 kilometers. Therefore, most of the immigrant workers are Cambodian rather than those from Laos and Myanmar. According to the agreement of government cabinet about the permission of allowing immigrant workers actively work in Thailand (2015), the numbers of the official immigrants workers in Sa Kaeo on June, 2014 are approximately 232, which categorized into 181 of Cambodian (78.02%), 48 of Laos (20.69 %), and 3 of Myanmar (1.29 %) respectively. Conversely, these numbers of the official immigrant workers are seen as the few numbers when compared to the larger amount of unofficial immigrant workers who currently and actively worked in Thailand. However, both official and unofficial immigrant workers are considered as the factors that caused on economic, social, or healthy problematic.

Nowadays, children in the immigrant worker parents were considered one of the major problems in Thailand since they lacked of living carefulness and fundamental education (Charoenmukkayananta et al., 2013). Supporting the above claim, Ramajitti Institute presents that there were more than five million underprivileged children in Thai educational system and 250,000 children in the immigrant worker parents and around 200,000 - 300,000 of unidentified nationalities children still had no opportunities to access into Thai educational system. The problem of children in the immigrant worker family that could not access into the Thai educational system because of various caused; for instances, lacked of literacy in both Thai culture context and theirs own context, school dropout, transmigration of their parents, health problem, or traffickers fostering (Manager Online, 2014). Although there were no definite numbers of immigrant-born children at the moment, the statistics of the

official unskilled immigrant workers have shown that there are 93,082 of 0-15 years old children in 2003 and approximately 250,000 of 5-18 years old Cambodian, Laos and Myanmar children around Thailand in 2005 respectively because of their parents as well as the border conflict issues. Despite the fact that some of these children were born in Thailand (Wantanasombat, 2013), these students were not confirmed that they were educated properly (Sa Kaeo, 2014) such as a third of the total numbers of immigrant born children in SamutSakorn had the opportunities to access into the educational system while there were still 4,000 - 5,000 children left.

Therefore, the above issues made the researchers who worked in educational fields have interested in study about the primary educational students of immigrant born children, especially children who currently lived in Sa Kaeo province, with the purpose of developing the proper educational issues of these children in the future.

rief Literature Review

An immigrant workers in Thailand is defined as a person without a Thai nationality (Royal Thai Government Gazette, 2008, p.25). In Thailand, the annual registration of immigrants workers started in 1996 by allowing these people to work in Thailand temporarily. The temporary permission expanded every year since Thailand lacked unskilled labors. Therefore, the immigrant workers recognized as one of the factors that strengthen Thai economic nowadays. Immigrants in Thailand categorized into four minor groups as follows:

(1) The registered immigrant workers who past a health check will get a work permit certification to work in Thailand. These workers will get an ID number starting with 00 from the Ministry of Interior. The total number of these workers in May 2012 was approximately 886,507.

(2) The Nationality Verification (NV) immigrant workers from Cambodian and Laos workers in 2006 and Myanmar in 2009 respectively because the Thai government needed to promote the unofficial workers into the official workers. These workers needed to pass the national verification system.

Lao workers got a temporary passport from the Ministry of Foreign Affairs in Laos PDR while Cambodian got the certification of identification from the Ministry of Labor in Cambodia.

On the contrary, the nationality verification workers at Myanmar started in 2009 with the complex stepped and took a long time to get the work permit. However, the Myanmar government accepted by settle the nationality verification office in 5 provinces of Thailand: Bangkok, Samutprakarn, SamutSakorn, Chiangmai and SuratThani. The Myanmar immigrant workers who past the nationality verify got the passport and ID card from Myanmar government.

Consequently, the immigrants who past the nationality verification meant that they were the official workers that traveled around Thailand, went back their country and the office did not restrain back to their country. Additionally, in case these workers wanted to travel back to Thailand, they needed to file the complaint to the migration officers after they came back to their country. However, these workers needed to

show up at the migration office every 90 days and they allowed to work in Thailand for 4 years (2 years/2 times). After 4 years pass, they left to their country for 3 years before returned to work in Thailand again. The total number of these workers in May 2012 was 653,174.

(3) The immigrant workers in Thailand with the Memorandum of Understanding or MOU between Thai government and Cambodia government in 2002 and Thai government and Laos PDR government in 2003 considered as the official workers: 1) These workers got the social assurance to access their health interest and others interests like Thai workers and NV workers. 2) these workers called as the “Import Workers.” The total number of these workers in May 2012 was 100,507.

Additionally, the Cambodian and Laos PDR workers imported due to the cooperative agreements since 2005. Conversely, Myanmar workers additionally needed 7 years to follow the agreement by sending the Myanmar workers to Thailand since 2012. Similarly to the NV workers, these workers worked in Thailand for 4 years (2 years/ 2 times) and needed to go back to their country before entering back to Thailand.

(4) Unofficial workers meant the workers without work permit or any certifications. However, the total number of these workers was changeable. Additionally, these workers were afraid of being caught and sent back to their country (Mahidol University, 2015).

The effects of immigrant workers did not limited only for adults but for children as well because the children who acrossed the boarder line with their parent were mostly uneducated, dropout from school for helping their parents work which led to the problem of child labor in the Thailand. The problem of child labor considered as one of the challenge task that Thai government and international organizations needed to pay carefully attention on because of its complexity and sensitivity, especially the unofficial children workers who illegally followed their parents to Thailand. Unfortunately, these children workers considered to be used as the slaves and work in bad and risk conditions for children. According to the list goods produced by child labor or forced labor from the ministry of labor in US, some Thai products such as shrimp and fish freezing, sugar cane products, clothing or the pornography were considering as the products from child labor system that Thai government needed to pay carefully attention and removed this issue out of the country (Ministry of Labor, 2015). The Labor Protection Act in 1993 stated that every employee (Thai or foreign) had their right to work with undiscriminating feeling from their employer and the employer did not hire the workers that aged below than 15 years old. If the child labor is found, the employer will be jailed a year or fined for 200,000 baht. However, the problem of the immigrant workers and child labors are considered as the complexity and sensitive problem, Therefore, the solutions assigned from the cooperative work from government, private section and private developmental organization section to fix this problem clearly and properly.

According to the information of workers from the department of protection and welfare, it found that the number of child labor in 2011 was 19,074 and 2012 was 14,972. Additionally, the information of young government workers from the Social Security Office in 2011 was 50,239 and decreased to 20,465 in 2012, which conformed to the statistics from the National Statistical Office that the young private

workers also decreased from 227,013 in 2011 into 189,633 in 2012. From the previous information, it found that the workers in age of 15-18 years old were decreased from the labor market. Conversely, the problem of child labor was still existed in Thailand and made the total number of the child labor was changeable and uncertain due to the transmigration of their parents. Subsequently, this problem led to the increasing number of child labors in Thailand in the future (Ministry of Labor, 2015).

The Convention on the Rights of the Child or CRC was defined the word “Child” as the person whose age below 18 years old. Since every children were seen as one of the major factors that made their country developed effectively when they grew up in the future as the saying that ‘The child was father of the man’. Additionally, children were recognized as the resource to develop the economics and socialistic for the country in the future. Therefore, children were also seen as one of the people who had human right and freedom as well as the adults. As a result, the CRC was established from the agreement of the countries members in United Nation as the role model for every country to use as the protection law for children. With the children rights that were assigned under Universal Declaration of Human Rights or UDHR in 1948 and other international rules, children were considered as the people who had the rights to be protected more than the others because the physical and mental abilities of children were not in the same level as adults. Consequently, children needed to be carefully protected to have the proper physical and metal development, which make this stage become the stage of learning and life development of children. On the contrary, if the children were not treated in the way they should, they were believed to grow up as the ineffective people in the future. As a result, the children protection was recognized as the sensitivity phenomenon that the government and private section require to cooperatively work and paid carefully attention on (The secretariat of the house of representatives, 2012, p.12).

Purpose of the Study

The purposes of this study were as follows:

1. To investigate current situations about the primary educational students with immigrant worker parents in Sa Kaeo province, Thailand.
2. To study the current problems and obstacles.

Research Methods

This study employed a qualitative research was designed by using an in-depth interview as an instrument to collect the data. The key informants of this study were 20 students with immigrant worker parents, 20 immigrant parents, and 6 teachers. The participants were selected by using a purposeful sampling technique. The data were analyzed by using a content analysis technique.

Research Findings

From the study of the primary educational students with the immigrant worker parents in Sa Kaeo province, Thailand, this study aims to investigate the current educational situation about the primary educational students with immigrant worker parents in Sa Kaeo province, Thailand and also to study the current problems and obstacles were found that:

Current Situations;

Generally, the students were mostly Cambodian whose parents were also Cambodian workers who crossed the border line to work in Thailand and needed to go back and visited the relatives at Cambodia at least once a year according to the interview of the informants that “I need to go back to Phnom Penh once a year” (p.8). (p: meaning was person)

The parents were mostly the agriculturists as the informants stated in the interview, “I worked in the sugarcane’s field with the husband” (p.13).

Most of the students were living with their parents at the rented house where they needed to live with others Cambodian family tightly as one of the informants said in the interview “Our house was the rented house where many family were consisted in one house. It was suched a crowded and tightly” (p.10).

About languages, the students spoke Thai at schools and Cambodian at homes, which made some of them speak Thai fluently, and some could not spoke Thai. According to the interview from one of the informants who said that “the students who came to school to speak Thai fluently because their parents worked with Thai people. They spoke Cambodian as well, but their Cambodian will not be heard from the outsiders” (p. 14).

Due to the school context, it can be found that these students studied in the same classroom with Thai students. They were well welcomed from both of their teachers and classmates. Additionally, their learning proficiency were in the high level as well as their humble manners. According to the interview of one informant who said that “Their learning proficiency was good, maybe better that Thai students. Their tested result were considered as the top of the class but their manner was good, they were humble which was better than Thai students because they thought that they have limited right and freedom. So that’s they reasoned why they needed to be humble” (p.12).

On the school activities attendance, it can be found that these students were set at the back of the classroom with their Cambodian classmates as well as the school activities that they were sat at the back row because they felt considerate to Thai parents who came to see their children at the school. According to the interview from one of the informants, it found that “They sat at the back row because they felt considerate to Thai parents who came to see their children’s performance although the Cambodian students’ performances were better than some of Thai students. But they teachers blamed if they let the Cambodian students sit in front of Thai students. ” (p.20).

Problems and Obstacles

In this study, the data revealed that the problem that was mostly about the immigrant workers parents did not let their children continue their education in the primary school level. Some of them dropped out of schools and did not graduate Prathomsuksa6 because of the transmigration of their parents. Some families were forced to leave Thailand because they were categorized as the unofficial workers. According to the interview with an informant, it was found that that “Because their parents were migrated illegally, so they needed to move to others area with their parents. They were a lot of children who needed to dropout and moved with their parents. Currently, there were two sibling students that their parents were now official and legal workers. So that’s why they decided to study here permanently” (p.16). This statement supported with the interview from another two informants that their family’s economics were too short of money to support their children’s education “...and there were some students that their parents needed them to drop out because they were lacked of money. Actually, the tuition fee was free but their parents suggested that their children were older enough to help them by working in the cornfield. As a result, there was no one who can be reached to the secondary level” (p.10). Additionally, the other informants supported that “As I said, when the students studied until Prathomsuksa 5, their parents came and dropped them out from the school for helping them work. Actually, I felt so pity because some of them were good at studying, some of them were good at sport and some of them were diligent. But well, we could do nothing if their parents won’t let their children to study” (p.11).

However, these students were having the problem of communication between their parents and teachers because some of them could not spoke Thai, which made it too difficult to communicate effectively. As the interview from one of the informants who said that “There were problems of communication if their parents cannot speak Thai” (p.18).

Discussions

According to the result of the study, it can be found that the parents of the immigrant workers students did not support and encouraged their children to continue their study until the end of primary levels, Prathomsuksa 6. Some students were dropped out from school when they studied in Prathomsuksa 5 because their parents were illegal immigrant workers in Thailand and needed to transmigrate to other areas or the parents who needed their children to work and support family’s finance instead of education which made them lacked of opportunities to continue their study in both of basic educational level and high education in the future. This statement was supported by the study of Sa Kaeo (2014) and Sirinan et al. (2015) that most of the students from immigrant workers’ family will not be supported and encouraged to continue the study from their parents’ decision since their parents needed them to work and support the financial of the family which can be led to the problem of child labor in the future. Additionally, Kamsuwan and Choktanukul (2015) also stated that the problem of school drop out of the immigrant students was come from the lack of knowledge and educational awareness in their parents. They needed to be provided about the importance of the educational system and how educational made their life better. Therefore, they also lacked of support from their Thai employer and government to help and encourage their children to continue their study. Moreover,

Thai government also lacked of proper educational system to provide these students to study, which made the educational system of these students, were considered as the ineffective system in nowadays.

Suggestions

According to the study, it can be found that Thailand did not provide proper education for the students of immigrant workers' parents. We suggested that the educational and related organizers should collaborative work for providing the basic educational system for these students, managed the legal workers hiring systematics, provided the birth certification for these children, acknowledged the parents about the importance of educational system and provided the financial supported for the students with the restriction of school drop out.

Additionally, this study also found that Thai teachers had communication problems with their Cambodian students. Therefore, we suggested that teachers who taught in school with the immigrant teachers should learn Cambodian or other ASEAN languages for providing the possibilities on teaching to the students. Also, the school should add these languages as the third language of the school.

The logo for the International Association of Forum and Research (iafor) is centered on the page. It features the word "iafor" in a light blue, lowercase, sans-serif font. The text is surrounded by two large, concentric, semi-transparent circular arcs. The inner arc is a light red color, and the outer arc is a light blue color, matching the text. The arcs are not complete circles, leaving gaps at the top and bottom.

References

Khumsuwan, K. and Chookthananukoon, B. (2015). *A variety of child labor in the country: How to prevent and resolve*. Retrieve from: http://www.ms.ipshr.mahidol.ac.th/Conference_I/Download/Book/447-IPSR-Conference-A06-fulltext.pdf (Accessed 23 January 2016)

Mukkayananta, C. (2013). *The study of health services, the Thailand – Cambodia Border, Sa Kaeo and Trat case of Ministry of Education 2013*. Retrieve from: <http://www.hsri.or.th/researcher/research/new-release/detail/4587> (Accessed 10 January 2016)

Mahidol University. (2015). *Classification immigrants; Myanmar, Cambodia and Laos Newsletters on Population and Development*.(33)1, Retrieve from: <http://www2.ipshr.mahidol.ac.th/newsletter/index.php/2012-11-08-03-49-15/mnu-vol33-n06/78-popdev-vol33-no1/71-2012-10-25-04-42-30.html> (Accessed 20 December 2015)

Manager Online. (2014). *The children's immigrant workers more than 2.5 billion people lack education*. (January,23,2014) Retrieve from: <http://www.manager.co.th/QOL/ViewNews.aspx?NewsID=9570000083267> (Accessed 10 January 2016)

Ministry of Labor. (2015). *Ministry of labour Speed up protection of child labor Policy toward foreign workers Thailand and its projected third cane shrimp and apparel products removed from preparing federal child labor*. Retrieve from: <http://www.mol.go.th/en/node/36203>(Accessed 20 December 2015)

Official of foreign workers administration Sa Kaeo Province. (2015). *Year Report*. Retrieve from: <http://www.sko.moph.go.th/> (Accessed 10 January 2016)

Official of foreign workers administration. (2015). *Monthly Report*. Retrieve From: <http://wp.doe.go.th/wp/index.php/th/2013-07-25-03-45-44/2013-07-25-03-50-28/2013-07-25-03-51-48> (Accessed 10 January 2016)

Siritipakul, C. (2015). *Labor Ready AEC Thailand*. Retrieve from: http://www.thai-aec.com/964_ixzz40zFAT1yI (Accessed 20 December 2015)

Srakaeow, S. (2014). *Education immigrant children turning crisis into opportunity unlocking child labor in the country. Thailand*. Retrieve from: <http://www.oknation.net/blog/SompongSrakaew/2014/05/01/entry-1>(Accessed 20 December 2015)

The secretariat of the house of representatives. (2012). *Children's rights under the provisions of the Constitution*. Bangkok, Thailand : secretariat of the house of representatives

Vaiyakrut, K. (2015). *Guideline for Improving the management of foreign workers in Cambodia in Sa Kaeo province*, *Journal of Education*, 11(53).April-June.pp:179-186.

Wantanasombat, A. (2013). *Center for Civil Rights and Investigative*. Retrieve From: <http://tcijthai.com/tcijthainews/view.php?ids=3420> (Accessed 10 January 2016)

Working of Alien act,B.E.2551. (2008). *Bhumibol Adulyadej, REX*. Given on the 13th Day of February B.E. 2551; Being the 63rd Year of the Present Reign.



Revitalizing the Indonesian National Values to Strengthen the Nation's Character

Prima Roza, Institut Teknologi Bandung, Indonesia
Tri Sulistyanyingtyas, Institut Teknologi Bandung, Indonesia
Dicky R Munaf, Institut Teknologi Bandung, Indonesia
Asep W. Jatnika, Institut Teknologi Bandung, Indonesia
Yani Suryani, Institut Teknologi Bandung, Indonesia

The Asian Conference on the Social Sciences 2016
Official Conference Proceedings

Abstract

National values are a set of values that are manifested in the collective consciousness of the society of a nation, which eventually become the consciousness of the nation state as a whole. In their development, national values are interacting with all the dynamics of a global culture. At a certain level, the global culture replaces the values of national culture. The global culture even becomes a new identity of the affected society, thus causing the values of national culture the subordinate of the global culture. The impact of globalization has been eliminating patriotism, fading away nationalism, and increasing consumerism and individualism, all of which are away from the values of national culture. It is not surprising that in the next ten or twenty years, the young generations no longer have the national identity. The loss of identity may bring a nation into ruin. As a nation, Indonesia has its own national values, called *Pancasila*. These national values are extracted from the noble values espoused by the various ethnic groups of Indonesia's archipelago. They become both the identity and the ideology of the nation. This paper discusses the ways to strengthen and revitalize the Indonesian national values by putting them into practice. As a nation state, Indonesia can use these values as tools for dealing with various obstacles and challenges.

Keywords: national values, national identity, Pancasila, revitalizing

iafor

The International Academic Forum

www.iafor.org

I. I TROD CTIO

Indonesia, as a nation state, will be 100 years old in the year of 2045 since its independence on 17th August 1945. Indonesia is a multi-ethnic, multicultural, multi-religious and pluralistic country. The diversity is united in a collective consciousness that is derived from a variety of values shared by the various ethnic groups that exist in this archipelago. These shared values are formulated into five main basic values known as "Pancasila". When preparing Indonesia's independence, from Japan in 1945, the five basic values became the most important topics discussed by the Indonesian Independence Preparation Body (Dokoritsu yumbi Tso Sakai), because they would serve as the state philosophy (*Philosophische Grondslag*), and 'weltanschauung', or way of life of the nation. The members of Indonesian Independence Preparation Body believed that the five values would not only unify the existing diversities but also form a unity as a solid nation state. They also believed that the values would guide the people in nurturing the life of the nation and would become the bases for anticipating the dynamics of inter-relationships with other countries in the world. Furthermore, they believed that Indonesian people's sense of nationalism would not disappear as long as the nation state of Indonesia exists. Therefore, all of these five principles, as the patterns of nationalism, should always be revitalized in the soul of every Indonesian citizen.

On its journey as a nation state, Indonesia has had many challenges. One of them is the question concerning the significance of Pancasila as the state philosophy of Indonesia. In fact, globalization that has affected borders between countries, tastes, and lifestyles of the communities of many nations has driven the cultural orientation towards the world culture (Ali, 2010: 6). Aside from that, the process of globalization has eclipsed the national moral values which may impact on the loss of people's national identity, whereas identity is something that is believed to be shared in their nation's moral values. National identity has become very important when a nation interacts with other nations because every country plays its role and function in order to achieve their national objectives. National identity is something that is institutionally embedded to a nation, and it can become a country's competitive advantage if a positive image can be created to it.

Maintaining the basic principles of the nation is very important in order to unite the people, thus preventing them from losing their national identity. Otherwise, people will not only lose their nation but also lose sight and direction to be addressed. This condition is in accordance with what was described by Gardner (1995) in his book *Can We Be Equal and Excellent Too*. Gardner wrote " *No nation can be great if you do not believe in something, and that something you believe does not have the moral teachings to bring the progress of civilization* ". The essence of Pancasila, which are believed to be the identity of the Indonesian people and the guidance in running their national life, is crucial to be continuously revitalized so that it can guide every action of Indonesian people, both as individuals and as the organizer of the state.

II. T E MEA I S O F T E ATIO AL AL ES OF PA CASILA

The establishment of a state must be based on a mutual agreement of the people that live in the state. Collective agreements are embodied in the form of ideals and common goals based on a philosophy. Andrews (1968: 12) states that the country is established based on "the shared general goal of its society or the shared philosophy of government". While Indonesia was preparing for its freedom, the main thing to be firstly set was a collective agreement on the basis for an independent state. This agreement was formulated from the common values espoused by all ethnics in the Indonesia's archipelagos. The founders of the nation finally came up with five principles which they believed to be the life foundations of all the Indonesian societies for many

years and to make them strong in facing all the challenges in the future. These values were formulated into five, and they called them Pancasila. Panca means five, and sila means basis or principles. Thus, Pancasila is the five principles. Pancasila has become a collective consciousness of Indonesian people as well as a social contract of the nation.

2.1. The First Principle: The Only Supreme God

The first principle of Pancasila reads 'the only supreme God'. Within this principle, it is explained that the Indonesian people are religious, meaning that the entire population of Indonesia believe in God. Indonesia guarantees its every citizen to profess their religion and to worship according to their religion. In the belief of true divinity, human existence is seen as the crystallization of God's love. Every believer must respect one another. The view of believing in God is reflected in the behaviors of the believers in their daily life, for example the behavior of ready to help one another, the behavior of caring for others, and the behavior that reflects their great soul. The attitude of tolerance in religion must always be maintained. Aside from a tolerant attitude, another value contained in the first principle is the strong conviction of the power of God Almighty. Such beliefs produce noble spirit in every individual, because they are convinced that God would watch over their behaviors. They will always try not to do things that are reprehensible and are prohibited by their religion. With such behaviors, it is expected that they will avoid criminal actions, thus ensuring security and peace in Indonesia.

In fact, there are many crimes that undermine the nation, such as rampant corruption, human rights violations, severe criminal acts, terrorism, and others. Corruption Perception Index (CPI) 2014, which was published globally by Transparency International, ranked Indonesia as a country with high level of corruption. In 2014, CPI ranked Indonesia 117th out of 175 corrupt countries in the world with a score of 34 on a scale of 0-100 (0 means highly corrupt and 100 means very clean). Corruption is included in the top list of 18 (eighteen) factors inhibiting the ease of doing business in Indonesia. Corruption is regarded to cause high-cost economy and to weaken the competitiveness of Indonesia.

2.2. The Second Principle: Just and Civilized Humanity

The meaning of this second principle is that the Indonesian people must have a sense of humanity that is based on fairness and civility. Indonesian people are used to be tolerant, caring, working collaboratively, and respecting the rights of others. A human is not running healthy and sustainable life without their willingness to live with other humans and without loving others. Living together with love is to respect every person, to uphold every person's human rights, to uphold peace, freedom, justice, and civility. In his lecture about Pancasila, Soekarno, the first President of Indonesia as well as one of the founding fathers of Indonesia explained this second principle as humanitarian and fraternal world.

The meaning of just and civilized humanity contains the national humanitarian vision with a great commitment to establish brotherhood in the association with the world as well as the interactions with fellow countries, which is based on the values of justice and civility that honor the human rights (Latif, 2014: 242). In line with what Soekarno explained, Muhammad Hatta (the first Vice President of Indonesia) further described that the second principle had the inward and outward looking consequences. Inward looking consequences mean that the values within this principle are the fundamentals for exalting the values of humanity and human rights. In this context, Indonesia, as the nation state, tries to adopt these values in its daily life through the realization of the state's goals, namely, to protect the country in every aspect, promote the

general welfare, and educate the nation. In the outward looking consequences, Indonesia tries to establish the world order based on an everlasting peace basis.

2.3. The Third Principle: The Unity of Indonesia.

The 3rd principle of Pancasila is the unity of Indonesia. It has been well known that Indonesia is a pluralistic nation. Indonesia is formed by a lot of similarities in diversities. A wide variety of ethnics, cultures, languages, religions, social classes, and other aspects of primordialism are united on the basis of commonality to form a nation state. The commonality was formulated in the 3rd principle of Pancasila 'Bhineka Tunggal Ika', which means unity in diversity.

Indonesia in the past was well-known as a country that succeeded in a maritime-based civilization. Many kingdoms in its archipelagos managed to control shipping in the region of Asia and even to venture to Europe. The glory of the ancestors had united the Indonesian archipelagos as well as linked the archipelagos with the world. Apart from that, the formation of the nation state of Indonesia has strengthened the unity among the ethnic groups who regarded Indonesia as one. The 3rd principle of Pancasila is a golden bridge to overcome all the differences and to form a national spirit that has made this country as a nation state. The national spirit which is based on the 3rd principle has been developing a sense of belonging and love to the country. Consequently, there is a growing spirit of self-sacrifice to defend the country and always strive to provide the best for each individual citizen.

2.4. The Forth Principle: Democracy Led by the Wisdom in the Consultative Assembly

The fourth principle confirms the mutual agreement of the nation to become a democratic state. Democracy means that the people have a significant role in determining the success of the country to achieve its objectives. Democracy is not only a technical tool; rather it has to be reflected in the personality and behaviors of each individual society and the state officials.

Latif (2014: 473) concluded that the Indonesian democracy is based on a deliberation. In a democratically political decision, something is said to be true if it meets at least four prerequisites. First, it is impartial, which means involving and considering the opinions of all parties (albeit the minority) inclusively to counteract the dictatorial tyranny of the majority as well as the minority. Second, it is dedicated to the interests of many people, not in the interests of an individual or a group. Third, it is much oriented to the future, not for the sake of short-term interests through transactional accommodation destructions. Fourth, it should be based on the principles of rationality and justice, not only based on ideological subjectivity and interests.

2.5. The Fifth Principle: Social Justice For All the People of Indonesia

The State is formed with the purpose of protecting the whole country and the people as well as giving them happiness and prosperity. To be able to achieve the welfare state, the government should use the principle of justice for all. It will be achieved by not only relying on the state's role, but also by involving all elements of the society to jointly work to improve the well-being. Fair and prosperous society is the final destination of the country.

The embodiment of the state objectives essentially depends on the quality and integrity of the state officials and citizens. Therefore, they must have the characters of responsibility, a sense of humanity and justice, people-oriented, and a strong understanding of the state objectives. People can rely on the state to raise their dignity and to be liberated from poverty and ignorance.

III. C A L L E E S I T E L O A L I A T I O

Globalization may erode the national identity and rid the country of the goals to be achieved. The grips of both the capitalism and the ideology of materialism brought about by globalization have been impacting the personality of the Indonesian nation. The erosion of human faith and the turning away from the religious teachings that should otherwise lead them to good character and good moral behavior will cause various forms of violence. Apart from that, a sense of purity and compassion as well as the spirit of tolerance will be lost. In fact, to come out as winners in this globalization era, a nation must have a strong resilience and a strong personality. The divinity values of Pancasila, as expressed by Soekarno, are cultured and civilized divinity values. They were defined as the values of ethical divinity unearthed from the value of the prophetic religions i.e. liberating, exalting justice, and brotherhood; spacious tolerant divinity and encouragement of cooperativeness in order to fill the social ethics in the life of the nation.

Belief in the teachings of the religion will be reflected in real life, in such forms as honest behavior, respect, disciplined, gratitude by working hard, time appreciation, and care for others. Those characters will grow willpower, morale, high productivity, and the increasing care for the needy. Those are the qualities that are needed for each individual citizen and the state apparatus in order to survive in the era of globalization.

Globalization is a phenomenon that cannot be avoided by any country in the world including Indonesia. The wave of globalization is increasingly powerful, sweeping anyone who is not prepared to deal with it. Latif (2014: 243) explains: "In the midst of the pressures of globalization which are increasingly broad in its scope, deep in its penetration, and high in its speed, the nature of Indonesian society tends to be flexible in accepting the global influence which can be either positive or negative. It is positive if it absorbs the positive-constructive elements according to the values of fair and civilized humanity, which strengthens the ideals of freedom, peace, and social justice. It is negative if it absorbs the negative-destructive elements like the cause of dependency (neocolonialism), hostility, and injustice".

The national spirit in the era of globalization is even more crucial. Globalization makes every country is increasingly looking for measures to protect itself from the threat of openness that can infect a wide range of 'disease' if it does not have a strong resistance. In this case, a spirit of progressive nationalism, in which each citizen cultivates his passion for love, is willingness of a citizen to sacrifice for the nation, to performs and contributes his/her best, and to put the interests of the nation above the interests of individuals and groups.

Indonesia's democracy is a democracy that gives emphasis on the principle of consultation. Deliberation means taking account of all interests whether it is the majority or minority's interest. Every political decision should be oriented on a consensus for the common interest. Intervention of global forces can distort the principle of consultation in decision-making and policy-making. As a result, many policies have rid the country of its national goals, and could threaten the country's sovereignty. Significantly neocolonialism has gripped the nation in its various aspects, such as economic, political, physical, defense and state security. Therefore we need a review of the fundamentals of democracy in Indonesia in accordance with the noble values of Pancasila.

The final goal of the state is a welfare state. Welfare should be enjoyed by all based on social justice for all the society. Liberalism and capitalism brought about by globalization use the principles of freedom that can strengthen the strength and weaken the weakness. The belief like this is not in accordance with the principles of kinship and mutual cooperation that characterizes

the Indonesian nation. Economic development in accordance with Pancasila, mandated by the state constitution, is structured as a joint venture based on the principle of the family. In this concept, the country's progress and prosperity can only be achieved if all the elements in the country work together to benefit together. The state's role is very significant in realizing the welfare of society, because the state is obliged to protect and promote the general welfare in accordance with the objectives of the country. Therefore, no private sector in the Indonesian economy that aims solely to create maximum profit is allowed. Indonesian economic democracy is a kinship economic democracy

I . RE ITALI I T E ATIO AL AL ES

Indonesia should revive the noble values of Pancasila as its nation's character. The nation's character is a strong capital to mobilize all its potentials to realize the goals. A nation will be strong and advanced when its human character is reflected in every citizen. This will enable the nation to compete in all the challenges at all times. Indonesian national character is formed from good tradition, experience, as well as the achievement for the nation to overcome the attempts to attack Pancasila. In other words, the formation of Indonesian national characters has been guided by the noble values and the shared philosophy.

In this globalization era, the nation is facing a range of problems. These problems cannot be separated from the human factor. Indonesian people's national character is deemed absent from the noble values of Pancasila, because most of their behaviors no longer reflect the values of Pancasila.

The problems encountered today are the evidence of ignoring the noble values of Pancasila. Those problems will crush and slow down the development of the country. Among of those problems are a weak law enforcement, moral decline of society and public officials, rampant corruption, conflicts between groups, as well as the behaviors of the political elites who often behave based on the principles of materialism and solely creating good image for the sake of winning power. All of the problems, derived from the human factors, will again put the nation further away from the goals of its independence that was achieved through a long struggle and extraordinary sacrifices. If these problems cannot be overcome, the goals of Indonesian independence--which was set almost seven decades ago, namely: just and prosperous country will likely harder to realize. Therefore, we have to 're-instill' the noble values into every Indonesian individual so that their behaviors reflect the values of Pancasila. Turning Pancasila as the nation's character is very urgent to overcome the on-going deterioration of morals, ethics, and integrity of the nation. The trick is to ask every Indonesian individual to learn, to appreciate, and to practice the values of Pancasila in real life.

Revitalizing the values of Pancasila can be done by individual members of the public, by groups or organizations in the community, by the government and by any other state institutions. Practicing the values of Pancasila in daily life for the individual citizen can be done by restoring the values into their mindset as well as by asking them to react to and do things in accordance with the five values of Pancasila. In terms of community groups/ organizations, re-actualization of Pancasila should be reflected in the reasons, characters, and behaviors of the organization. In The government order, re-actualization of Pancasila can be done through producing legislations or public policies that are in line with the values of Pancasila.

4.1. The Role of Leaders

The need for immediate revitalization of Pancasila values requires the right strategy that can be carried out simultaneously throughout Indonesia, and the acceleration of the impact can be felt in a relatively short time. The strategy can be done, for example by making use of the role of leaders. A leader has attributes or particular characteristics so that he/she is able to do things that not everyone can do. Therefore, the Indonesian nation today requires leaders who can provide exemplary in growing the nation's character. The concrete examples or exemplary by the leaders exceed all theories (Sutrisno, 2013: 15).

Being a leader can be anywhere. Leaders are those who are prominent and have visions. Leaders are acceptable in their environment. Therefore, leaders should set an exemplary standard before their followers. Leaders can be both formal and non-formal. In fact, according to the teachings of religion, everyone is a leader, at least for himself/herself. In this philosophy, the role of a leader should be run with a full awareness. The role is actualized in performing the following tasks:

First, a leader is a person who sets a vision. Leaders socialize the vision to the followers and instill a strong commitment so that everyone understands what is important, and is able to decide which one is the priority. Leaders also build a spirit of working together to achieve the shared vision. By doing so, the leaders can expect their followers' commitment, increase their followers' sense of belonging, and help their followers understand the importance of the targeted vision.

In the context of revitalizing the values of Pancasila in order to shape the character of Indonesian people, the leaders needs to remind the community members of the current condition they are in, of the shared ideals of the nation, of the needs for change, and of the meaning contained in the proclamation of Indonesian independence. A sense of nationalism and unity of the citizens needs to be promoted so that their love for their homeland continues to grow.

In the intensification of various international influences, the needs of political and civil leadership are even stronger. Leadership that can make selection and create a synthesis between the global vision and local wisdom and between national interests and global benefit.

The second role of leaders is building human character. In this context, it is related to increasing one's motivation. The ultimate goals that the leaders must have are to build the capacity, commitment, and love of their followers; to improve the knowledge and skills of their followers; and to boost the spirit of their followers to apply the knowledge and skills they possess to achieve a common goal. Operationally, the leaders' duties are to give an understanding, to facilitate and provide support for the fulfillment of the needs of the followers, and to provide opportunities for their followers' self-actualization. In situations that require changes, the role of the leaders are to become the best model and to give exemplary standard. Leaders are those who have integrity; words and deeds are not enough.

To instill the values of Pancasila into Indonesian people's minds in order to overcome the crisis of the national identity, as the main crises among the multi-dimensional crises that are taking place, leaders giving an exemplary standard to the followers is indispensable. Leaders need to remind the followers that they have to make changes and to acquire the noble values of the nation. Leaders become models for exercising the noble values in their daily life by providing concrete examples.

Another role of leaders is that they are able to build the environment. By doing so, leaders are demonstrating how to build a sense of self-belonging, tolerance, mutual respect, mutual cooperation for the good and progress of all. Leaders take action by providing the same treatment and facilities to all of their followers. The followers should be able to identify that there is a sense of justice in any treatment given by their leader. In a formal organization, the actions of leaders to instill the values of Pancasila can be done by creating a conducive working atmosphere for the collaborative culture. Fair treatment in the workplace also needs to be always applied. Law enforcement with justice, and no discrimination, is crucial. Then, the welfare can be enjoyed equally.

Leaders can also give assignments on certain people according to their skills and capabilities. In this matter, the expected impact of the change will be more widespread. Instilling the values of Pancasila should not only be done rhetorically. It should be reflected in the leaders' behaviors in their everyday life. The same approach can also be applied to both the formal organization and non-formal groups in the society.

4.2 The Role of Education

The Law on National Education System No. 20 of 2003 states: "Education is a conscious and deliberate effort to create an atmosphere of learning and the learning process so that learners are actively developing their potentials to have the religious spiritual strength, self-control, personality, intelligence, noble character, and skills needed for themselves, society, and the nation". Chapter 2 Section 3 of the same Act states that the national education serves to develop the ability, character, and civilization of the nation. In the context of the intellectual life of the nation, the aims of the national education are to develop the students' potentials in order to make them to be a man of faith and fear of God Almighty; to have healthy noble morals; and to be knowledgeable, skillful, creative, independent, democratic, and accountable.

Referring to the law, education is vital in developing the nation's abilities, characters, and civilization in accordance with the values underlying the spirit of Indonesian nationalism. The development of strong characters as the bases for the formation of human personality is very important. Character development based on the good values starts from the very early age and lasts for a lifetime. Education can be conducted in a formal, informal, non-formal way; in the family; and in the community.

Education is to build and develop the potential of learners. Therefore, the roles of educators are to provide guidance for, exemplary standard to, and encouragement for their students. Instilling good values into the students' mind is not easy. It requires the students' understanding, habituation, and internalization; the educators have to set concrete examples; and the students have to be aware of the benefits of holding the values in their life.

Education to build character in accordance with the noble values of nationalism is indispensable in this global era. Building a strong character is like growing a tree with strong roots, so it will grow as a shade tree, bear abundant fruits, and provide benefits for everyone. Big and strong trees are to be resistant to all kinds of threats and obstacles. That kind of resistance is what is needed in the era of this borderless world.

4.3 The Role of Government and Political Parties

A state is established to achieve certain goals. Indonesia has set its state goals, as mandated in its state constitution. The role of government is to realize the objectives of the establishment of the state of Indonesia. Therefore, the government is obliged to meet the objectives. In Indonesian state, the actions of government must be guided by the basic principles of Pancasila. All programs that are planned and implemented by the government should reflect the basic principles of Pancasila so that the programs do not lose their way in achieving the Indonesia state goals.

One of the goals of the Indonesian state is to create justice and prosperity for its people. Various potentials that are owned by the Indonesian state, such as physical, material, and non-physical (intangible) thing--for example the quality of the human capital of the Indonesian state will help Indonesian state realize the goal. Therefore, the Indonesia state must be given full sovereignty in creating the welfare of its people. Any form of covert occupation would deprive the Indonesian state of achieving the above-mentioned goal.

The same thing applies to the political parties. A political party is a community organization that believes in a certain ideology, which serves as the guidelines in their work and is used as a tool to persuade others to support something that is considered good. Therefore, political parties in Indonesia should also implement all the basic principles of Pancasila in every of their political activity. Political parties must not orient themselves to sheer power. Instead, they must fight for the people.

. CO CL SIO

Pancasila is the true nature of Indonesia. In the course of a state that upholds Pancasila as its ideology, Pancasila acts as a guidance in achieving Indonesia's goals. Pancasila has enabled Indonesia to unify Indonesian people as a nation. Indonesia with the multifaceted pluralistic nature of its society managed to survive in the past because there was a binder between its diversity. Although Indonesia faced many obstacles and difficulties in the past, it managed to pass through them. This was due to the fact that the people have the sense of belonging to this nation.

In the era of globalization, a growing number of challenges and obstacles lie ahead. As a country, Indonesia cannot live alone in this world. Indonesia must follow the dynamics that occur in this era, a borderless world. A nation has to be strong and resilient in order for the nation to survive. A country must have both comparative and competitive advantages in order to win competitions. Therefore, every individual citizen must have a strong identity so that he/she can identify himself/herself and understand what he/she wants. To determine his/her identity, every Indonesian must refer back to their ancestry's noble values. Revitalizing the noble values of Pancasila is very important in order to recognize the identity of Indonesian people.

Revitalizing the above-mentioned values can be done in various ways. In this case, three ways are proposed, namely (i) through the role of leaders, (ii) through education, and (iii) through the role of government and political parties. They must be done in an integrated manner as well as in a systematic and continuous national movement. By so doing, the acceleration of the implementation of Pancasila in the national life of the Indonesian people may be realized, thus making Indonesia a solid and resilient state as well as enabling Indonesia to realize its objectives that are in accordance with its national ideals.

Refrences

Latif, Yudi. 2014. *Mata Air Keteladanan, Pancasila dalam Perbuatan*. Mizan: Jakarta

_____.2012. *Negara Paripurna: Historisitas, Rasionalitas, dan Aktualitas Pancasila*. PT Gramedia Pustaka Utama: Jakarta

M.S., Kaelan. 2013. *Negara Pancasila: Kultural, Historis, Filosofis, Yuridis, dan Aktualisasinya*. Paradigma: Yogyakarta.

Surono (Ed). 2010. *Nasionalisme dan Pembangunan Karakter Bangsa*. PSP Press:Yogyakarta.

Gardner, John W. 1995. *Can We Be Equal and Excellent Too*. WW Norton: New York.

Sutrisno, Mudji. 2013. *Kompas* 2013.

Undang-Undang No 20 Tahun 2003 tentang Sistem Pendidikan Nasional. Departemen Pendidikan Nasional: Jakarta.

Contact email: primaitb@yahoo.com,
trining_ism@yahoo.co.id
dickyjadi2010@gmail.com
aswan_jatnika@yahoo.com
yani_surya@yahoo.com

World Maritime Axis, Media and Indo-China Discourse

Asep Wawan Jatnika, Institut Teknologi Bandung, Indonesia

Dicky R. Munaf, Institut Teknologi Bandung, Indonesia

Prima Roza, Institut Teknologi Bandung, Indonesia

Tri Sulistyaningtyas, Institut Teknologi Bandung, Indonesia

Ferry Fauzi Hermawan, Institut Teknologi Bandung, Indonesia

The Asian Conference on the Social Sciences 2016

Official Conference Proceedings

Abstract

This paper deals with the study on both the Indonesian and Chinese media in covering the same event, i.e. some Chinese fishermen who were considered entering the Indonesian territorial waters. The Indonesian media that is studied is the daily newspaper *Kompas Online*, and the Chinese media is the daily newspaper *The People's Daily English Online*. Three aspects related with the coverage in each daily newspaper are studied. They are (i) the view reflected in the news (ii) the readers' responses towards the view, and (iii) the dialogues among readers. The theory used to analyze these two aspects is critical discourse analysis of Van Dijk's. The result of the analysis on the first aspects shows that *Kompas Online* regards the event as a violation to Indonesia's sovereignty, while *The People's Daily English Online* considers it as non-violation matter. Concerning the second aspect, the result of the analysis shows that the readers' responses in *Kompas Online* are more diverse than those in *The People's Daily English Online*. As for the third aspect, the result of the analysis shows that *Kompas Online* contains more wide-ranging dialogues than those in *The People's Daily English Online*.

Keywords: Chinese fishermen, media, Indonesian water territory, maritime axis, Media and Indo-China Discourse

iafor

The International Academic Forum

www.iafor.org

Introduction

Indonesian maritime territory is a symbol that is closely related to various aspects of Indonesian community life. The dynamics of the economic, social, cultural, and political development are becoming such a complex life mechanism in Indonesian maritime territory. Therefore, now the Indonesian sea is no longer seen merely as an empty area in itself, but as a representative symbol of Indonesian life and Indonesian state identity.

With its vast sea area reaching 5.8 million square kilometers and 95 thousand kilometer long coastline, Lapien stated (2009) that the development in Indonesia should be based on the maritime culture, not on land culture. Unlike the continental Europe, Indonesia is united by the sea, not separated by the sea. As we know, the Dutch colonial government is the one that has geared Indonesian people to be *land minded*. Their being land minded people is reflected in the Indonesian development, i.e. mainland-oriented.

The fact shows that marine area has such a strategic position in various aspects of life such as geopolitical and geo-economic aspect. Economic development, cultural exchanges, and social mobilization in Asia rest on the sea. It is not surprising that the countries belong to the Southeast Asian Organization, where Indonesia is one of its members, have positioned the maritime industry as a pillar of their economy. They also regard marine area as the main backbone in showing their existence as states. Therefore, they all decided to make international maritime traffic in this region.

However, some countries of the Association of Southeast Asian Nations, including Indonesia, are having sea territorial disputes with China concerning the claim of the marine territory in the South China Sea. The disputes between Indonesia and China are not only related with the maritime territory but also related with Chinese fishermen who often do their fishing activities in the Indonesian waters located in the South China Sea.

This, of course, has caused controversy, especially among the people of Indonesia. Moreover, at this time, the Indonesian President, Jokowi, has a policy, called world maritime axis, which aims to lead Indonesian society to have sea minded orientation (2014). Discourse on maritime world axis has constantly been repeated in the Indonesian political and democratization process, especially in the cyber world.

In Indonesia, media has become the main wheel to manage the issue of maritime world, especially in creating a resistance to China's maritime boundary claims. Therefore, it is interesting to examine how the media represent issues on the world maritime axis and the Indonesia's resistance to China's maritime boundary claims. This article is going to answer the following research questions:

1. how media construct the issues on the world maritime axis and the resistance to China's maritime boundary claim?
2. What symbols and images were reflected in the discourse of the world maritime axis and in the resistance of Indonesian people to China's maritime boundary claim in Indonesian waters?

Research methods

In this analysis, a semiotic approach proposed by Van Dijk is used with the objective is to know what discourse that is constructed by the media regarding the issue of the maritime world axis. The data used is the media coverage about the violation to Indonesian maritime territory by Chinese fishermen which was published on March 19, 2016. In this analysis, the data source used is two online news portals: *Kompas online* and *People's Daily Chinese English online*. The objective of the analysis is to see how the issue is built by the two countries. Each news portal is the largest newspaper and has the largest number of readers in its own country.

an Dijk Discourse Analysis

Van Dijk is known as one of the pioneers in the study of discourse. At first, critical discourse analysis is widely used in studying the language. However, the current critical discourse analysis has penetrated many fields, such as design, gender, semiotics, and others. In this analysis, the discourse of a text is deemed to never present by itself, but it is always accompanied by a context. Van Dijk (1993: 249) reveals that such reading model show not only the social structure, dominance, and power groups in a society, but also how cognition or mind and consciousness forms and affects a text. In the end, the motif/ideology hidden in the text will be known. Van Dijk, as described Eriyanto (2001: 224), reveals that in analyzing a text, there are three dimensions that can be analyzed: text, social cognition, and social context.

On the text dimension, how the structure of the text and discourse strategies used to emphasize a particular theme will be analyzed. This analysis consists of several structures/levels. They support one another. There are three structures/levels in the analysis of the text. They are macro structure, superstructure, and microstructure.

1. Macro Structure or thematic analysis.
2. Superstructure (Schematic/Flow)

In this level, a text or discourse generally has a flow from the introduction to the end. The flow shows how the parts of a text are arranged and sorted so as to form a unity. A piece of news consists of two major schemes. The first scheme is the *summary* that is marked with the title and lead. The second scheme is the *story*, i.e. the content of the news as a whole.

3. Microstructure

This structure consists of:

- a) Semantic Analysis, which includes background, detail, illustration, goals and assumptions contained in the discourse.
- b) Analysis of sentence (syntax), which consists of coherent sentences, denial implicit meaning, sentence formation, usage of pronouns.
- c) Analysis of Lexicon (Meaning of Words), which consists of the use of Writing Style and Graphic

At the level of social cognition, the production process of a news text, which involves the cognition of either an editor or journalist, is studied. The aspects of the social context study a

discourse construction that thrives in the public on an issue that is affecting a particular discourse. In this case, I will only analyze the text construction only.

Comparative Analysis on the news coverage about the violation of Indonesia's maritime territorial by Chinese Fishermen

Thematic Structure Analysis

Thematic element is the global meaning of the discourse. The theme is a general overview of the opinions or ideas presented by a person or a journalist. A scene shows the concept of a dominant, central, and most important of the content of news. One of the things that can indicate whether news gets a major attention of the public is through the search engines on the internet. Within a period of four months, from the time Chinese fishermen were deemed 'violating' the Indonesian sea waters, there is some difference in the number of news coverage in both countries on the issue.

One search engine shows that *Kompas online* presents 8,400 news relating to the issue. In contrast, *People's Daily English online* presents only 33 pieces of news on the same issue in the period of four months. From the data, it can be seen that *Kompas online* regards the issue as an important thing, because it is continuously reported.

In terms of theme, there is a significant difference between the two news portals in depicting the same event. *Kompas online* constructs the event as a precarious situation, because its country's sovereignty was violated. *The People's Daily English online* constructs the event as a matter of ignorance of ordinary fishermen concerning the boundary of a country's maritime territorial. In terms of theme, there are significant differences

In addition, if seen from the analysis of the text, there is some difference of the two dailies in constructing the same event. *Kompas online* tends to feature the interviews of Indonesian military officials of various levels and the Indonesian foreign ministry, while *the People's Daily English online* shows only the interview of the Chinese foreign ministry's spokesperson. This example can be seen through the images in the following interview:

<p>The Chinese coast guard ship did not enter the Indonesian territorial waters, and it went to assist the Chinese fishing vessel being attacked in traditional Chinese fishing grounds while the vessel was carrying out normal operations, said China's Foreign Ministry Spokesperson Hua Chunying during a regular press conference on March 21, 2016, answering to the alleged "protest" from Indonesia on a dispute between a Chinese fishing vessel and Indonesian coast guards.</p>	<p>JAKARTA, KOMPAS.com - Indonesian Navy Chief of Staff Admiral Ade Supandi was sure that the fishing vessels flagged China as well as its coastguard ship was in Natuna waters, encroaching on the area. The two ships entered Indonesia illegally</p>
--	---

Through a pattern of news writing like that, Kompas construct that Indonesia was in a precarious state. Conversely People's Daily China considers that this as something normal (not a big issue). Besides having different writing patterns, problems and conflicts raised by both media have significant differences. Kompas Daily Online explores the issue of sovereignty and geopolitical state. Kompas daily for it is an important issue because it involves national pride. Kompas daily put China as an enemy that must be resisted. *The People's Daily English online* portray the incident as a normal international relation. From this, it can be seen that *Kompas online* uses black and white journalism, which puts China as an enemy.

However, based on the analysis of discourse process analysis, it was found that the dialogue/discourse battles between the readers and information sources (media) as well as between the readers and the readers. In other words, the battles among discourses occur. The battles can be seen as an indication of democratization. The public is invited to participate in the process of discourse construction, especially in determining the direction of a foreign policy.

The result of the analysis also shows that even though a media constructs an event in such a way, the readers of the media do not immediately accept the construction; they can present some resistance to the discourse construction by giving counter-arguments, providing alternative information, and expressing aspirations. The examples of the resistance can be seen in the following readers' comments.



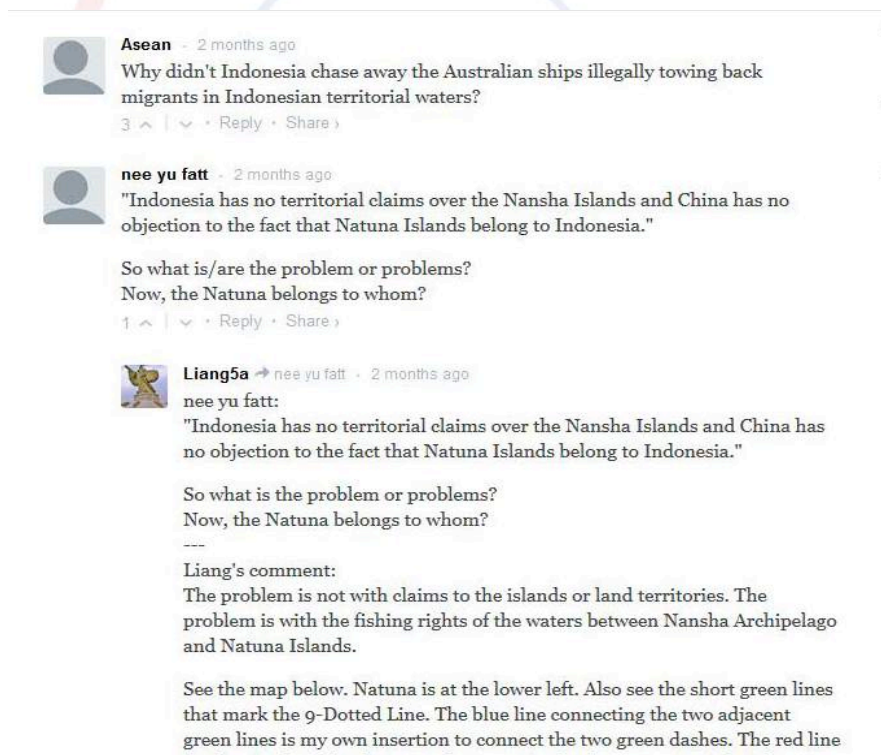
Display: KOMENTAR PEMBACA

The excerpts of the readers' comments above show that the readers do not easily agree with what is constructed by the media. They can freely express their own opinions on the event. The excerpts also show that the readers expand the scope of the issue to which they are commenting. Also, in this case of "dialogue" among the readers, they can freely express disapproval of what

was constructed by the news. For example, in one of the excerpts, a reader addresses his complaint directly to Jokowi, while Jokowi is not mentioned in the news.

Based on all of the comments above, we can see some changes in the structure of power and the spread of the discourse in Indonesia. In this case, the spread of power is not a top-down way. When a discourse is developing in the society, the discourse is not immediately agreed. Nowadays, the community is doing a "dialogue" by giving some resistance or by providing alternative discourses. Such a process happens because of democratization of virtual media. Thus in the end, the public are no longer discourse consumers of what has been constructed, but they become a part that spread the domination of a discourse towards a authority and power construction.

Nevertheless, compared with the Chinese readers, the Indonesian readers seem more democratic. Based on the comments given by the readers of *People's Daily English online*, the readers immediately agree with the discourse construction given by the media without any resistance. Besides, there are no interactive dialogues between the readers in which the readers show their resistance against the discourse construction given by the media. The comments of the Chinese readers can be seen in the following display.



The above mentioned differences could be caused by the repressive policy that Chinese government adopts in controlling its citizens. Thus, the interactions between Chinese readers tend to be not dynamic. Based on the analysis of readers' interactions, both in Indonesian media and in Chinese media, some obvious difference is also found, i.e. how the readers imagine their own state. In Indonesia, nationalism is characterized by a clear and certain space. For Indonesian people, nationalism is regarded as something that is very important and valuable.

Conclusion

In Indonesia, the channel of information is opened so widely that people become unfocused. This has implications to the Indonesian mentality, such as unclear, incomplete, and unfocused in following any case. Another result of the analysis also shows that there has been a change in the structure of power in spreading a discourse. In the past, a media's readers often agreed on the discourse construction given by the media. But today, consumers can participate in giving their resistance to, spreading, and constructing a certain discourse.



References

- Eriyanto. 2001. *Analisis Wacana, Pengantar Analisis Teks Media*. Yogyakarta: LKIS
- Lapian, AB. 2009. *Orang laut, Bajak Laut, Raja Laut (Sejarah Kawasan Laut Sulawesi abad XIX)*. Jakarta : Komunitas Bambu
- van Dijk, T. A. (1990) 'Social cognition and discourse', in H. Giles and R.P. Robinson (eds) *Handbook of Social Psychology and Language*, Chichester:Wiley, 163-83.
- Kompas. 2016. *KSAL: Sesuai Radar, Kapal China Masuk ke Wilayah Indonesia*. Tersedia dalam <http://nasional.kompas.com/read/2016/03/23/07305071/KSAL.Sesuai.Radar.Kapal.China.Masuk.ke.Wilayah.Indonesia>.
- People Daily English. 2016. *Chinese coast guard ship did not enter Indonesian territorial waters, China urges Indonesia to release the Chinese fishermen: FM*. Tersedia dalam <http://en.people.cn/n3/2016/0322/c90000-9033315.html>
- Contact email:** aswan_jatnika@yahoo.com
dickyjadi2010@gmail.com
primaitb@yahoo.com
trining_ism@yahoo.co.id
fauziferry@gmail.com

ASEAN Community 2015: Model for Managing International Labour Migration in Thailand

Tharita Sattayarak, University of Malaya, Malaysia

The Asian Conference on the Social Sciences 2016
Official Conference Proceedings

Abstract

To enter to ASEAN Economic Community (AEC) by 2015, human resources would be one of weaknesses for Thailand. There are more than 3.5 million persons from other ASEAN countries without Thai nationality living in the country, more than 3.0 million of them are working in the country, and approximately 1.4 million of them are not registered. Thailand has been attracting low-wage workers from neighboring countries, such as Cambodia, Laos and Myanmar, since at least the early 1990s. There is a policy to register workers from Myanmar in ten provinces along the border in 1992, which has expanded to include workers in low-skilled occupations from Cambodia, Laos and Myanmar in every province in Thailand. The Thai government has been attempting to put in place a system to recruit all migrant workers from the three neighboring countries through formal procedures, Memoranda of Understanding, which signed with the three countries for that purpose in 2002 and 2003. By the end of 2010, however, fewer than 80,000 migrant workers had entered the country through that formal process. This research aims to study patterns of labour migration in Thailand and related policies and institution arrangement for managing international laborers towards ASEAN Community 2015 as part of regional cooperation initiatives and bilateral agreements. The policy challenge is to design an effective model and implementation. The data used for the analysis will come from primary data on possible solutions and strategies, interviewing scholars or related governmental instructions and etc.

Keywords: ASEAN Economic Community, international labor migration, labor policy, Thailand

iafor

The International Academic Forum
www.iafor.org

Introduction

It has been estimated of 1.5 million people in ASEAN move each year to work abroad; about 13.5 million are working in other ASEAN member states, and more likely to increase due to closer economic integration within the region (Kneebone, 2010). Migration policies in Southeast Asia have been generally shaped by “narrow national security interests” (Doneys, 2011). Migration is one of the most controversial topics in national policy agenda stage among economists and policy-makers in most countries, including Thailand. Thailand has been faced a large scale of illegal migrant labors from neighboring countries like Cambodia, Myanmar, and Laos over the past several decades. This issue has been created the impact on social and economic development in Thailand (Pholphirul, 2012). However, some scholars argue that labour migration is actually a substantial contributor to economic growth in both the sending and receiving countries (Hugo, 2012).

Paitoonpong and Chalamwong (2012) give a definition of a migrant worker that can be referred to “alien” or “foreigner” which means a natural person who is not of Thai nationality and “working” or “employment” by physical strength or knowledge whether or not intended for wages or any other benefits. Therefore, a migrant worker is an alien or a foreigner who temporarily comes to the Kingdom of Thailand and work legally or illegally. Type of migrant workers in Thailand is mostly unskilled and semiskilled workers, and 40 per cent of them are irregular migrant workers which are at risk of exploitation and trafficking (Kneebone, 2010).

Cross-border migration in Thailand has been seen as a major net importer of foreign migrants (Doneys, 2011). Thailand has transformed from a net labor emigration to net labor immigration country when Thai economy achieved remarkable development during the mid-1980s and early 1990s. In these periods, the rapid growth in the manufacturing sector was contributed by foreign direct investments (FDI) from Japan, Europe, the United States, Taiwan and Singapore (Paitoonpong & Chalamwong, 2012). Thailand’s economy grew rapidly in the 1980s led to liberalization of trade accompanied by heavy infrastructural investment from the public sector. It resulted in a growing gap in GDP per capita with neighboring countries which were governed by its military like Myanmar, or state socialist regimes like Cambodia, Vietnam and Laos. It resulted to a rapid increase in number of migrant workers from Myanmar in the last two decades, especially in a feminization of migrant labor flows in a manufacturing sector. Employers in the manufacturing sector preferred female labors which had seen to be more disciplined, less troublesome and quicker for certain tasks and lower rate wages than male migrant workers (Doneys, 2011).

Therefore, the increase in number of migrant labors from neighboring countries began between the mid-1980s and early 1990s, resulting from the country’s transition from a low-end labor-intensive economy to a more capital or technology intensive. Thai labors became a skilled-worker in a labor market due to economic growth. On the other hand, the country faced a labor shortage issue at the low-skilled level instead. As a result, the private sector put pressure on the Thai government at that time to allow Thai employers to hire migrant workers from neighboring countries (Chalamwong, Meepien & Hongprayoon, 2012).

The push and pull factors

To explain a massive number of migrant workers in Thailand, can use “the push and pull factors” explanation (Chalamwong, Meepien & Hongprayoon, 2012).

Table 1: The push and pull factors explanation of migrant workers in Thailand

Push		Pull	
Factors	Results	Factors	Results
- Political instability	- Political unrest – lack of employment (major push factors for migrant workers from Cambodia and Laos)	- The different in wages between the countries of origin and destination	- Cross-border migration (can earn more in Thailand than their countries even below the Thai national minimum wage standard)
- The economic situation in the regional countries	- Lack job opportunities (major push factors for migrant workers from Myanmar)	- Social networks and personal relations	- The availability of information received from family or friends who work in Thailand has pursue them to go to Thailand in willing to earn money more than working in their countries
		- Economic growth and infrastructure development	- The availability of jobs which Thai people do not wish to perform

Negative/Positive effects of migrant workers

Thailand did not recognize or register unskilled migrants until the mid-1990s. As a result, there has been over a million of illegal migrants (being undocumented or no work permits) from neighbouring countries in Thailand in 2009. In 2010, 17 percent of migrant workers or about 1,093,237 registered for work permits, but there are probably 2-3 million still work in Thailand illegally (Doneys, 2011).

Therefore, Pholphirul (2012) gives some negative effects from migrant workers as following;

1. Native workers are economically jeopardized from declining in wages for Thai workers.
2. Unregistered migrant workers do not contribute to the pool of social services (healthcare, and child education).
3. To employ low-paid migrants might help Thailand in terms of output growth and reduce labour shortages, but this can be observed only in the short-term.

Employing unskilled immigrants would pose challenge Thailand for a long term economic and social development.

However, some scholars argue that migrant labours actually benefit Thai economy in terms of the contribution to overall GDP growth. It increases in economic output, so-called “the macro-economic benefits of employing immigrants”. This raised the Thai GDP by about 0.55 percent in 1995 and increased to 1.25 percent in ten years later (approximately 760 million Thai Baht per year). It might help business sectors and increase opportunities to Thailand, bringing prominent in sectors and industries with labour-intensive productions and rectifies market failures from the uncertain output productions. To employ migrants might help to stabilize the labour supply in these sectors and also preventing uncertainties arising from production and unfilled vacancies (fill vacancies and smooth out their productions). To employ unskilled migrants also helps to increase production in labour-intensive sector as well. For example, there were increased 1.33 per cent in agricultural production, 0.9 per cent in manufacturing sector, and 0.53 per cent in service sector in 2007. Low-paid immigrants help Thailand to maintain price and cost competitiveness in global market, and also help in terms of attracting foreign investments, hence, it promotes domestic employment and drives economic growth. To employ low-paid migrants helps producers or employers to maintain lower prices on their productions, and also maintain a low inflation rate, thus, Thai consumers are benefited.

Chalamwong, Meepien and Hongprayoon (2012) also support that it results in lower labour costs; this makes Thai exports more competitive, and contributes to Thailand's national output in both agricultural and construction sectors. For example, Thai agricultural exports increased by 75 per cent in 2005. Furthermore, Thai employers are more convenient in finding a worker to work on jobs that dirty, dangerous, and difficult or so-called “the 3Ds” at a low wage rate.

Available policies and agreements on managing international labor migration in Thailand

1. ASEA region s policies and agreements

2.

Between the 1980s and 1990s, most Southeast Asian countries perceived migration in negative terms or ‘national shame’, and as a short-term approach in dealing with labour shortages or surpluses. ASEAN had few efforts to facilitate regional multilateral or bilateral cooperation on migration issues in the region. There was very little consideration of international labour migration within the ASEAN framework. The characteristics of regional migration policies between the 1980s and 1990s were restriction of rights, unrealistic policies, and growth of undocumented migration system and negative stereotyping of migration workers. Nowadays, ASEAN has cooperation between ASEAN member states, many of bilateral agreements have been signed and operationalized, such as the Memorandum of Understanding or MoUs. Pattern of international labour migration with Southeast Asian region adopted from Europe during the colonial period, and contemporary contract labour migration occurred during the 19th and early 20th centuries when European colonists brought their exploitation of the material resources to their colonists (Hugo, 2012).

There are two main regional institutions in dealing with migrant worker issues. First is the International Labour Organization (ILO) which was established in 1919 in willing

to promote social justice and human, and human rights with 181 member nations. An ILO's main role is to set labour standards and to protect vulnerable workers with a concept of "Labour Market Governance in Asia" in 2000. This concept has been adopted by 14 Asian nations, including Thailand, as a non-binding framework; hence, member nations will determine their own migration policies. In Southeast Asian region, ILO promotes the use of bilateral and multilateral agreements between destination and origin together with development assistance, tripartite consultations, and agreements between workers' organizations. Therefore, the 2007 ASEAN Declaration on the Protection and Promotion of the Rights of Migrant Workers was established. ILO also does an activity in raising awareness of issues rather than engages directly with member states, thus, it provides forum for discussion and promotes particular agendas by using bilateral agreements like MoUs.

Another regional institution is the International Organization for Migration (IOM) which was established in 1951 as the Inter-Governmental Committee of Migration with 120 member nations. IOM has a main key of thought that international migration can be effectively managed and contribute to economic growth.

Both organizations are willing to fill a gap of governments in ASEAN in terms of the protection of migrant workers. IOM works together with ILO for ASEAN's role on supporting migrant's rights because ASEAN need to be accompanied by normative and institution change at the national level together with a strong support from regional processes. Therefore, the gap in managing regional migration worker issues cannot be done at the regional level alone but those progresses at the regional level can influence at the national level (Kneebone, 2010).

1.1 Memoranda of Understanding (MOUs)

According to Memoranda of Understanding between the government of the Kingdom of Thailand and the government of the Union of Myanmar on cooperation in the employment of workers (2016, p.127), Thailand and Myanmar have signed a memorandum of understanding (MOU) to allow migrant workers from Myanmar to work legally in Thailand on 13 February 2016 at the Thailand with objectives; 1) proper procedures for employment of workers; 2) effective repatriation of workers, who have completed terms and conditions of employment or are deported by relevant authorities of the other Party, before completion of terms and conditions of employment to their permanent addresses; 3) due protection of workers to ensure that there is no loss of the rights and protection of workers and that they receive the rights they are entitled to; 4) prevention of, and effective action against, illegal border crossings, trafficking of illegal workers and illegal employment of workers.

To be understood, the MoU itself aims to promote cross-border cooperation for migrant worker employment and alleviate human-trafficking activities with the neighboring countries. The problem of using the MoU is that it lacks in terms of implementation because of a lack of political will and capacity. The MoU for migrant workers has been ineffective in many ways because migration issues are very sensitive and complicated, hence these issues cannot be resolved by one approach or framework, or by the Thai government alone, international cooperation is needed.

1.2 The 2007 ASEAN Declaration on the Protection and Promotion of the Rights of Migrant Workers

The 2007 ASEAN Declaration on the Protection and Promotion of the Rights of Migrant Workers is the outcome of the 10th ASEAN Summit. It was signed in willing to share data, promote ‘decent humane, productive, dignifies and remunerative employment for migrant workers’, control smuggling and people trafficking and extend assistance to migrant workers caught in conflict situations. However, there are questions about the effectiveness that ASEAN alone is the right body to move the issue of the governance and protection of migrant workers forward, thus ILO and ASEAN can work effectively together? (Kneebone, 2010 ; Hugo, 2012).

3. Thailand in dealing with migrant workers

Migration policy in Thailand has been seen as the outcome of a gender-unequal society from “political establishment dominated by men” or “neutral policies” (reflecting men’s interests and experiences). This affects in terms of migrants’ security, especially to female migrants. With this type of policies, state restricts migrants’ entry, mobility, status, or benefits, because state believes that migrants can undermine national security or economic interests, such as supposing destabilizing impacts on the labor market, spreading of contagious diseases, increasing burden on state resources or a higher crime rate (Doneys, 2011).

To improve Thai migrant worker policy has been obstructed by the concerns of national security, human security and human rights, and social protection by the Thai authorities in the past. In fact, legal migrant workers have so much fewer problems than illegal migrant workers. Therefore, The Royal Thai Government (RTG) introduced “the Anti-Trafficking in Persons Act B.E. 2551 (2008).

It aims to prevent and suppress that trafficking in persons, creating new trafficking offenses, focusing upon “exploitation”, including long working hours for low pay, sexual abuse, physical violence, and hazardous conditions without adequate protection. It also sets up committees to administer the Act and provide for solutions and protection to victims (physically and mentally abused, lack medical treatment, healthcare and social services) because irregular migrant workers have been vulnerable to human trafficking. For example, 103 human trafficking cases were reported in 2009.

Thailand’s past migration policies was a lack well-planned immigration management. Thailand’s past migration policies has never been any programme for the integration of migrant workers into its social, cultural and working environments, hence, when the number of migrant workers has dramatically increased, Thailand was unable to put them into the national social security programme. Therefore, the government offered mistreating migrants because of a lack of understanding about migrants workers’ basic rights. Most Thai people have had a negative point of view about migrant workers and misunderstood about the differences statuses of legal migrant workers and classified all of them as “illegal aliens” who cause many troubles, and do not recognize that migrant workers actually contribute the growth of Thai society and economy (Chalamwong, Meepien & Hongprayoon, 2012).

Table 2: The Development of Cross border Migration Management in the Thailand.

Stage	Key Policy
Stage 1 (1990–2000) Acknowledgement of irregular migrant workers	<ul style="list-style-type: none"> • First acknowledgement of the existence of low-skilled migrants from neighboring countries in Thai society. • The Thai government used the ‘quasi-regularization’ of migration which responded to concerns about national security, economic necessity and employer demand. • In 1992, Thailand first used the “registration policy.
Stage 2 (2001–2003) Regularization migrant policy	<ul style="list-style-type: none"> • The Ministry of Labor was assigned to develop policies towards regularization of irregular migrant workers. • Thailand signed Memorandums of Understanding (MOUs) on employment cooperation with three neighboring countries, Myanmar, Lao PDR, and Cambodia. • The development of the “half-open door” policy; the government extended the registration policy (but only some sectors and provinces).
Stage 3 (2004–2005) Amnesty Policy	<ul style="list-style-type: none"> • The government tried to legalize irregular migrant workers who were acknowledged as an invisible group. • The government used two major measures toward legalization of irregular migrants, which were the “Nationality Verification (NV)”, and to import migrant workers directly from neighboring countries with a temporary visa.
Stage 4 (2006–2008) Sticking to the “regularization” policy	<ul style="list-style-type: none"> • The use of the Nationality Verification (NV) process with legal regular workers from Cambodia and Lao PDR in 2006, and Myanmar in 2008, respectively. • The constraints on implementing the NV process included; (1) an inefficient system; (2) complex NV process and absence of ‘one-stop’ services; (3) lack of information among employers and migrants; (4) high costs from unregulated brokers; (5) problems with return of migrants from Myanmar (particularly ethnic minorities reluctant to return home) and (6) delays caused by reciprocal NV process in Myanmar.

Stage	Policy
<p>Stage 5 (2009–Present) “More open door policy”</p>	<ul style="list-style-type: none"> • The Improvement of a “more open door” policy, which broadens the government cooperation with neighboring countries. • The policies at this stage are about to protect the rights of migrant workers, to ensure safety migration and return, to encourage potential workers to use legal channels to come to Thailand, to expedite the process of regularization of migrant workers as well as guaranteeing humane treatment of all workers, especially those with health problems. • A draft amendment to the Alien Employment Act 2008 was proposed. • In 2011, the Illegal Alien Workers Management Committee and its subcommittees concluded their deliberations and recommended the opening of a new migrant worker amnesty/registration scheme to address serious low-skilled labor shortages reported by employers. The government agreed to re-open migrant worker registration to all workers from neighboring countries, including those who were not previously registered.

(Muntarbhorn, 2005; Hall, 2011; Chalamwong, Meepien & Hongprayoon, 2012)

Discussion and Suggestion

1. Discussion the problems of the use of policies and agreements

There have been a number of reports about a lack the protection of basic labour and human rights under the laws and policies of both countries of origin and destination. It results from a lack of coherent national migration policies and institutions in most ASEAN members states, except Singapore (Kneebone, 2010). The process of ASEAN Economic Community only includes some provisions in facilitating the flow of skilled workers and students, and still has not recognised the potential of migration to assist development in origins (Hugo, 2012). There has been many problems from the use of policies and agreement on migrant workers.

Firstly, Doneys (2011), and Chalamwong, Meepien and Hongprayoon (2012) mention problems from the use of the MoUs that the process requires a recruitment agency and registration before travelling to Thailand. For the registration itself, migrants have to pay 15 percent of their wages back to the Thai government when they go back to their origins. Recruitment agencies also charge fees and a percentage of the migrants' income around 15 percent by deducting from of the migrants' salary. Therefore, they tend to choose another cheaper options, such as paying for a daily pass at the borders and then remaining in Thailand illegally. There is a long and complex procedures in processing documents within and between the receiving and the sending country. The duration may take less or longer depending on how long it takes to process the recruitment in each country especially the identity verification, passport and other documents. The lack of support services at the provincial levels of both the host and the origin country makes employers uncomfortable and government agencies to not be able to control the activities of sub-agents and other recruiters. More importantly, agencies in the origin country do not have networks in the local areas to identify and

screen the prospective workers from the villages. Another reason that the MoUs is not effective is that Thailand's immigration laws do not support international unskilled laborers, while the demand for international unskilled labor from Thai employers is high, thus Thai employers tend to not follow the laws.

Secondly, the 2007 ASEAN Declaration on the Protection and Promotion of the Rights of Migrant Workers does not provide for irregular migrant workers in the ASEAN region. It therefore fails to provide a common approach to labor migration, and for low and semi-skilled labor migrants in particular, which includes those who are forced to migrate out of necessity. In 2007, ASEAN established the ASEAN Committee on the Implementation of the ASEAN Declaration on the Protection and Promotion of the Rights of Migrant Workers (ACMW) to conduct the annual ASEAN Forum on Migrant Workers, develop an ASEAN instrument on migrant workers' rights, prepare pre-departure information for ASEAN migrant workers, collaborate with relevant international organizations on 'Safe Migration' campaigns and pre-departure literature for migrants, as well as strengthen the dialogue between the ACMW and those working on human smuggling and trafficking. However, the ACMW has been making very slow progress in fulfilling its mandates due to the sensitivity of the issue and the lack of consensus among its members (Petcharamesree, 2016).

Lastly, the problems and obstacles have been occurred in implementation from the registration system from many reasons. Registration fees are expensive, hence many employers are not willing to pay. In 2009, the registration fees for a migrant worker was 3,780 baht, which includes fees for medicals and so on. Many employers are not willing to pay these costs and so they usually deduct monthly instalments from their employees to cover them. Awareness of the registration system from employers is low. It has been very difficult for the migrant workers to access to information due to language problems and lack of knowledge. As a result, workers are dependent on the employers' decision to register. The Ministry of Labor of Thailand has promoted a campaign to raise awareness of the process through the media, in hoping to increase a number of registrations. Inconsistent registration policy has been another problem, from 1992 to 2009, the Thai government policy on registration continued in different measures and no standard on all areas in Thailand. There were only specific on industrial occupations in some area, thus migrant workers were spread throughout Thailand, and difficult to control. For instance, in 2006, there were about 500,000 of illegal migrant workers from Cambodia, Laos and Myanmar crossed the border to Thailand, and increased to 1.31 million migrant workers in 2009. Corruption among government officials has been one of the most serious problems for running the registration policy, because it allows some employers who hire illegal migrant workers have been ignored by the government's investigation by bribery. The last reason that the use of the registration policy is still ineffective, comes from ineffective regulation of the registration process. The mandated registration period creates inefficiencies by the fact that there have been registrations over and over. It creates more opportunities for corruption among government officials and employers (Paitoonpong & Chalamwong, 2012; Chalamwong, Meepien & Hongprayoon, 2012).

2. Suggestions

From the discussion the problems of the use of policies and agreements, Thai migration policy frameworks have seemed to make migrant workers more vulnerable and force them to choose illegal ways which may lead them to be victims of human trafficking. For that reasons, the Thai government need to protect legal migrant workers rather than limit their rights and freedoms, and promote human security implications (Doneys, 2011). Those approaches and agreements need to cooperate at international, bilateral, regional and multilateral levels, hence, number of international meetings on international migration and development policies are essential. However, international cooperation in the region is stilled limited on core migration and development issues, recruitment of migrant workers, protection of the migrant workers' rights, facilitating circular migration, facilitating remittance flows, and harmonization of migration information collection and policies (Hugo, 2012). Hence, Thailand and its neighbouring countries like Cambodia, Laos and Myanmar may need to seek for cooperation together rather than rely on ASEAN regional cooperation and policies. Thai migration policy should be based on long-term objectives rather than short-term response. Thus, the Thai government should work with long-term development policy to create a knowledge-based economy which should be strongly promoted. The Anti-human trafficking framework is still not fully complied with, as laws and regulations are not fully enforced. The Royal Thai Government (RTG) lacks the ability to enforce laws and standards against actors (Thai employers and agencies). Therefore, Thailand should reform its laws and policies that do not meet international standards, especially laws in managing cross-border migration and migrant workers in Thailand should be seriously enforced. Judicial processes should be provided for migrant workers who seek legal assistance, and criminals from trafficking of foreign workers must be seriously punished and eliminated. The Thai government should upgrade technical skills to domestic workers, this will help to sustain global competitiveness, and to promote productions rather than rely on low-wage labor of migrant workers. Theoretically, high-skilled immigrants have unambiguous, positive effects on grow rate in the host country, hence, the Thai government should offer more flexible entry requirement and more promising long-term opportunities in order to attract skilled immigrants, such as a temporary program to employ foreign workers. Finally, the Thai government must provide both basic social protections, such as healthcare and education, and labor protection to unskilled migrants. This could prevent the documented or regular migrant labors from becoming an irregular visa status. However, if Thai authorities can provide those things to migrants, thus, Thai public services might be overloaded from a massive number of migrants. For that reason, the government has to provide enough number of both healthcare and education personnel in the migrants' areas (Pholphirul, 2012; Chalamwong, Meepien & Hongprayoon, 2012).

Conclusion

Thailand has been facing massive labour migration issues result in the growth in Thai economy and industrial sectors during the mid-1980s and early 1990s. The increases in migrant workers from neighbouring countries leads to the dramatic social, economic, political and demographic changes within the Southeast Asian region for at least half century. ASEAN itself cannot interfere in the international affairs of member states, hence ASEAN's overall policies and laws on migration frameworks in dealing with migrant worker issues are weak and ineffective because of the slow processes and implementations, and they are left to the will of national governments. Many scholars have acknowledged that migration drives economic growth and an important tool for reducing poverty in Thailand, but there has both costs and benefits. To manage migrant worker issues, Thailand must not rely on ASEAN or regional frameworks but must work with its neighbouring countries. The governments must not only consider this issue as a temporary ephemeral phenomenon because the issue needs a permanent structural feature of economies and societies. If the governments can handle this issue in the right direction, migration would actually improve the poverty issue and facilitate development in poorer countries as well. To make this happens, regional migration policies have to be in separate part of migration policies within countries of origin and destination.

The logo for the International Association of Agricultural Economists (iafor) is centered on the page. It features the word "iafor" in a light blue, lowercase, sans-serif font. The text is surrounded by two concentric, semi-transparent circular arcs, one in a light red/pink color and the other in a light blue color, creating a stylized circular frame around the text.

References

- Chalamwong Y., Meepien J., & Hongprayoon K. (2012). Management of cross-border migration: Thailand as a case of net immigration. *Asian Journal of Social Science*, 40, 47–463. Retrieved from EBSCOhost database.
- Doneys, P. (2011). En-gendering insecurities: The case of the migration policy regime in Thailand. *International Journal of Social Quality*, 1(2), 50-65. Retrieved from EBSCOhost database.
- Hall, A. (2011). *Migrant workers and human rights in Thai context, Thailand migration report 2011*. Bangkok: International Organisation for Migration (IOM).
- Hugo, G. (2012). International labour migration and migration policies in Southeast Asia. *Asian Journal of Social Science*, 40, 392-418. Retrieved from EBSCOhost database.
- Kneebone, S. (2010). The governance of labor migration in Southeast Asia. *Global Governance*, 16(3), 383-396. Retrieved from EBSCOhost database.
- Memoranda of Understanding between the government of the Kingdom of Thailand and the government of the Union of Myanmar on cooperation in the employment of workers. (2016). *The Ministry of Labour of the Kingdom of Thailand*. Retrieved from http://www.themimu.info/sites/themimu.info/files/documents/MOU_Between_Thailand_and_Myanmar_Cooperation_in_Employment_of_Workers_ENG.pdf
- Muntarbhorn, V. (2005). The Mekong challenge employment and protection of migrant workers in Thailand. *National Laws/Practices versus International Labour Standards*. Bangkok: International Labour Organisation (ILO).
- Paitoonpong S., & Chalamwong Y. (2011). *Different streams, different needs, and impacts: Managing international labor migration in ASEAN: A case of Thailand (immigration)*. Manila: Philippine Institute for Development Studies.
- Paitoonpong S., & Chalamwong Y. (2012). *Managing international labor migration in ASEAN: A case of Thailand*. Bangkok: Thailand Development Research Institute.
- Petcharamesree, S. (2016). ASEAN and its approach to forced migration issues. *The International Journal of Human Rights*, 20(2), 173-190. Retrieved from EBSCOhost database.
- Pholphirul, P. (2012). Labour migration and the economic sustainability in Thailand. *Journal of Current Southeast Asian Affairs*, 3, 59-83. Retrieved from EBSCOhost database.

Contact email: sattayarak.t@gmail.com

Assessment of Impact of Atmospheric Nitrogen Deposition on European Russia Forest

I. Kudrevatykh, Russian Academy of Sciences, Russia

N. Ananyeva, Russian Academy of Sciences, Russia

K. Ivashchenko, Russian Academy of Sciences; Peoples' Friendship University of Russia, Agrarian Technological Institute, Russia

The Asian Conference on the Social Sciences 2016
Official Conference Proceedings

Abstract

In coniferous and mixed forests of Kostroma and Vologda regions of European Russia the sites (totally 39) were selected. In each site snow cores (March) and soil (August, soddy podzolic or Umbric Albeluvisols, 0-20 cm layer, litter excluded) samples were taken from a 10 m² plot by augering (corners and center). Bulk sample of snow and soil for each site was prepared. Ammonium (NH₄⁺) and nitrate (NO₃⁻) content in snow (melt water, atmospheric deposition) and soil was measured, mineral nitrogen (N_{min}) calculated as NH₄⁺ + NO₃⁻. In the soil sample contents of total organic carbon (C_{tot}), total nitrogen (N_{tot}), P, Al, Ca; pH, texture and microbiological properties: microbial biomass carbon (C_{mic}) and microbial respiration (MR) were determined. The ratios of $MR / C_{mic} = qCO_2$ and C_{mic} / C_{tot} were calculated. Atmospheric deposition of N_{min} was reached on average 0.9 kg N ha⁻¹ yr⁻¹ and 4.5 kg N ha⁻¹ yr⁻¹ for Kostroma and Vologda regions, respectively. For studied regions a significant (p<0.05) positive correlation (r) between N_{min} and Al, Ca, MR, C_{mic}, C_{mic} / C_{tot} was found. Soil values (C_{mic}, MR, C_{mic} / C_{tot}, Al, Ca) in Vologda region were significantly (p<0.05) higher those in Kostroma region.

Keywords: atmospheric deposition, mineral nitrogen, soil, forest, microbial biomass, microbial respiration

iafor

The International Academic Forum
www.iafor.org

Introduction

During the last two centuries, agriculture and fossil fuels burning (anthropogenic activity) are resulted to the emission and atmospheric deposition of nitrogen compounds [nitric oxide (NO_x), nitrates (NO_3^-), ammonia (NH_3), ammonium (NH_4^+)]. Over the last 150 yrs. this deposition increased globally by 200% (Intergovernmental Panel..., 2001). Nitrogen compounds from atmosphere put into terrestrial ecosystems with wet (snow, rain) and dry (dust, mist, and etc.) depositions and estimated at present from 1 to 100 kg N ha⁻¹ yr⁻¹ (Galloway et al., 2008; Sutton et al., 2011; Jiang et al., 2012). Areas with high nitrogen deposition (> 20 kg N ha⁻¹ yr⁻¹) are subject to more attention of researchers in Western Europe, USA, Canada and China (Aherne, Posch, 2013; Sutton et al., 2014) and, in particular, within the Project “The Convention on Transboundary Air Pollution long distances”.

It was shown atmospheric nitrogen on average 2-3 times intensively compared to herbs and shrubs (Koptsik et al., 2008). Therefore, for forest ecosystems atmospheric nitrogen deposition might be a source of some environmental risk, which associated firstly with additional income of nitrogen to soil (MacDonald et al 2002; Manzoni et al, 2008). The consequence of such soil property changes could be an increase of primary plant production (de Vries et al., 2010; Bobbink et al., 2010) and respiration (mineralization) activity of soil microorganisms (Compton et al., 2004; Allison et al., 2008).

Nowadays atmospheric nitrogen deposition on European Russia is roughly, so we selected two areas with different deposition level. The aim of our study was focused on assessment of atmospheric nitrogen deposition and its influence on chemical and microbiological soil properties in forests of Kostroma and Vologda regions.

Materials and methods

Localization and sampling. The regions of Kostroma: 57° 21'-59° 36' N / 40° 31'-47° 05' E (few sources of atmospheric nitrogen: power stations, motor roads) and Vologda: 59° 07'-61° 02' N / 36° 18'-39° 57' E (plenty sources: production of ammonium fertilizer, timber, mechanical engineering, metallurgy, power stations, motor roads) were studied. Atmospheric deposition of nitrogen and some properties of soddy podzolic soil (Umbric Albeluvisols, WRB) were studied in deciduous, coniferous and mixed forests (40-60 yrs. age) of these two regions. Dominants of woody trees in Kostroma region were represented by *Picea obovata* Ledeb., *Abies sibirica* Ledeb., *Betula pubescens* Ehrh., in Vologda were *Calamagrostis arundinaceae*, *Trientalis europaea*, *Maianthemum bifolium*, *Pyrola rotundifolia*, *Dryopteris carthusiana*. The average annual air temperature is 3.0 and 3.2 °C, annual precipitation is 570 and 600 mm for Kostroma and Vologda regions, respectively.

The plots (10 m², 19 and 20 for Kostroma and Vologda regions, respectively) were selected at different distance from the main sources of atmospheric pollution (cities, factories, roads). In each plot the snow cores (center and corners) were collected by plastic sampler (diameter 5 cm, depth 50 cm) in March (the greatest snow accumulation). Bulk snow sample for each site was prepared, melted at 22 °C and filtered through ash-free paper filter and fixed volume. It allow us to take into account

"wet" and "dry" atmospheric nitrogen deposition and thereby to estimate the accumulation of these pollutants for a long time.

Soil samples (upper mineral layer, 0-20 cm) were taken (center and corners) in August, bulk sample for each site was prepared (totally 39), delivered in the lab, air-dried (22 °C), sieved (mesh 1 mm) and used further for chemical and microbiological analysis.

Methods. N content in melted water (December-January-February) was calculated using formula: $N_{min} = N_{min} \cdot V$, where N_{min} – nitrogen content in snow, kg N ha⁻¹; N_{min} – nitrogen in melted water, mg N L⁻¹, V – melted water per one site (100 cm²), L. In order to calculate atmospheric nitrogen deposition for whole year (snow, rain) the N_{min} value should be multiplied by 4. Additionally in soil samples the contents of total carbon (C_{tot}), total nitrogen (N_{tot}) (analyzer Elementar Vario EL III) and elements of Al, Ca, P (x-ray fluorescence analysis, Spectroscan Max GV) were measured. Soil texture (pyrophosphate method) and soil pH (soil : water=1 : 2.5) were determined.

Soil microbial biomass carbon (C_{mic}) was measured by substrate-induced respiration (SIR) method, based on the maximal initial response (CO₂ production) on adding easily oxidized and available substrate (glucose, 10 mg g⁻¹, 0.1 mL g⁻¹ soil) (Anderson and Domsch, 1978; Ananyeva, 2011). The C_{mic} (g C g⁻¹) was calculated using the following formula: $C_{mic} = SIR (L CO_2 g^{-1} h^{-1}) \cdot 40.04 \cdot 0.37$ (Anderson and Domsch, 1978). Microbial respiration (MR) was measured in native soil samples (2 g, 24 h, 22 °C, instead glucose the water added, 0.1 mL g⁻¹ soil). The MR is expressed in g CO₂-C g⁻¹ soil h⁻¹. The ratio of MR to C_{mic} (microbial metabolic quotient, qCO_2 , g CO₂-C mg⁻¹ C_{mic} h⁻¹) and C_{mic} / C_{total} ratio (in %) were calculated. Preparation of soil samples prior microbiological analysis included moistening up to 55% of water holding capacity and pre-incubation (soil 150 g, 22 °C, 7 d, air exchange).

Soil chemical and microbiological properties were performed in three replicates. The results were calculated for dry soil (105 °C, 8 h) and expressed as the mean ± standard deviation. Significance of difference ($p < 0.05$) of chemical and microbiological properties between two regions was tested by t-test. Relationship between atmospheric nitrogen deposition and soil properties was analyzed through Pearson's correlation coefficient. All experimental data were statistically processed and visualized (dot chart, box-plot, scatter plot) using R 3.2.4 software (<http://www.r-project.org/>)

Results and discussion

Atmospheric NH₄ deposition was ranged from 0.1 to 0.9 kg N ha⁻¹ yr⁻¹ in Kostroma region, it was higher (from 0.6 to 7.9 kg N ha⁻¹ yr⁻¹) in Vologda region (Fig. 1). However, atmospheric NO₃⁻ deposition in Kostroma and Vologda regions was not significantly ($p < 0.05$) differed (on average 0.6 and 0.7 kg N ha⁻¹ yr⁻¹, respectively). Besides, in Kostroma region atmospheric NO₃⁻ deposition was on average 2 times higher than that NH₄, and opposite in Vologda region it was on average 5 times low. Atmospheric N_{min} deposition in Kostroma region was significantly ($p < 0.05$) low (on average 0.9 kg N ha⁻¹ yr⁻¹) compared to Vologda (on average 4.5 kg N ha⁻¹ yr⁻¹).

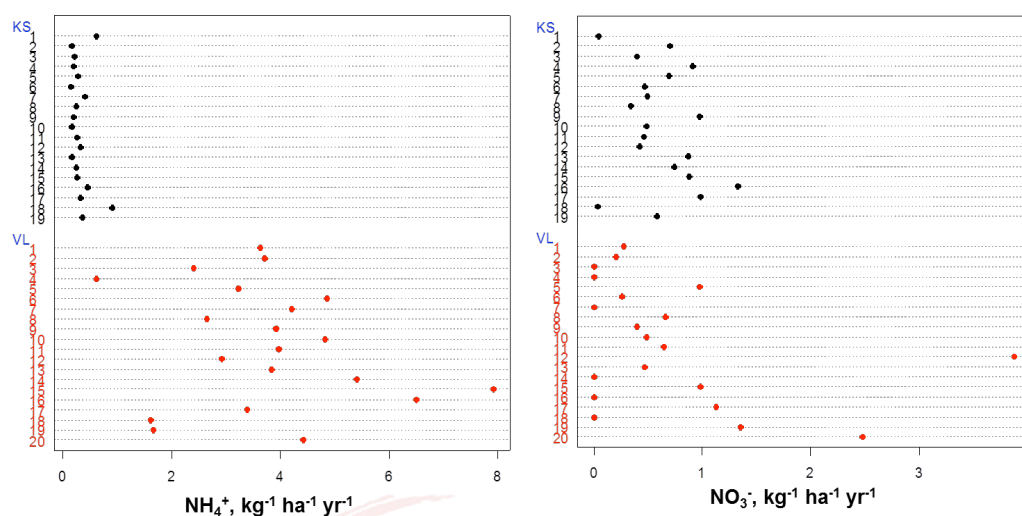


Figure 1. Dot chart of atmospheric ammonium (NH_4^+) and nitrate (NO_3^-) deposition for forest ecosystems of Kostroma (KS, 1-19 sites) and Vologda (VL, 1-20 sites) regions

Our previous research shown that atmospheric N_{\min} deposition in forest ecosystems of Moscow region was varied from 4 to 11 $\text{kg N ha}^{-1} \text{yr}^{-1}$, on average 4.5 $\text{kg N ha}^{-1} \text{yr}^{-1}$ (Averkiewa, Ivashchenko, 2015). Atmospheric N_{\min} deposition was ranged 5-10 and 10-18 $\text{kg N ha}^{-1} \text{yr}^{-1}$ for forests and industrial centers, respectively, of Croatia (1996-2008) (Alebic-Juretic, 2014), it was reached on average 0.6 and 9 $\text{kg N ha}^{-1} \text{yr}^{-1}$, respectively, in England and China (Cape et al., 2012; Jiang, 2013). Atmospheric N_{\min} deposition for 200 observation areas (23 countries of Western Europe) was reached on average 14 $\text{kg N ha}^{-1} \text{yr}^{-1}$ (1.4-42 $\text{kg N ha}^{-1} \text{yr}^{-1}$), at that the authors consider the dependence of the fallout from urbanization (De Vries et al., 2010).

Soil properties (0-20 cm layer). Soil of studied regions was characterized by various texture (from light sandy loam to clay) and pH value, 3.3-6.5 units (Table 1). Content of soil C_{tot} , N_{tot} , NH_4^+ , NO_3^- , P and C / N, Al / Ca ratios in Kostroma region were not significantly ($p > 0.05$) differed compared to Vologda, however the contents of Al and Ca in Kostroma region were significantly ($p < 0.05$) less than those in Vologda (on average 1.2 and 1.4 times, respectively).

Table 1. Soil chemical properties (0-20 cm layer, range / mean) of Kostroma and Vologda regions (number of sites). Values with different letters significantly ($p < 0.05$) differ between regions (t-test)

Parameter	Kostroma (19)	Vologda (20)
N_{total} , %	0.04-0.43 / 0.20 a	0.05-0.56 / 0.24 a
C_{total} , %	0.60-6.30 / 2.98 a	0.93-10.47 / 3.73 a
C / N	13-19 / 15 a	12-26 / 16 a
pH	3.3-6.5 / 5.1 a	3.5-5.6 / 5.2 a
Al, %	1.75-3.28 / 2.72 b	1.52-5.11 / 3.34 a
Ca, %	2.49-6.06 / 4.56 b	1.53-9.49 / 6.24 a
Al / Ca	5-10 / 6 a	3-12 / 6 a

	mg kg ⁻¹	
N-NH ₄	0.60-18.20 / 6.50 a	0.46-29.44 / 6.72 a
N-NO ₃	0-20.91 / 7.34 a	0.25-31.14 / 10.09 a
N	2.10-31.88 / 13.84 a	4.21-37.87 / 16.81 a
P	95-522 / 302 a	35-532 / 326 a

Soil C_{mic} and MR values of studied regions were varied from 51 to 1032 $\mu\text{g C g}^{-1}$ and from 0.2 to 4.3 $\mu\text{g CO}_2\text{-C g}^{-1} \text{ h}^{-1}$, respectively (Fig. 2). In soil of Kostroma region these values were on average 240 $\mu\text{g C g}^{-1}$ and 0.98 $\mu\text{g CO}_2\text{-C g}^{-1} \text{ h}^{-1}$, respectively, it was 2.4 and 2.0 times significantly ($p < 0.05$) less compared to Vologda region. The soil $q\text{CO}_2$ was on average 4.44 and 3.74 $\mu\text{g CO}_2\text{-C mg}^{-1} C_{mic} \text{ h}^{-1}$ for Kostroma and Vologda regions, respectively. The C_{mic} / C_{total} ratio varied from 0.4 to 1.6% and from 0.9 to 2.5% in Kostroma and Vologda regions, respectively, it was on average (0.86 and 1.6%, respectively) significantly ($p < 0.05$) differed for Kostroma and Vologda regions.

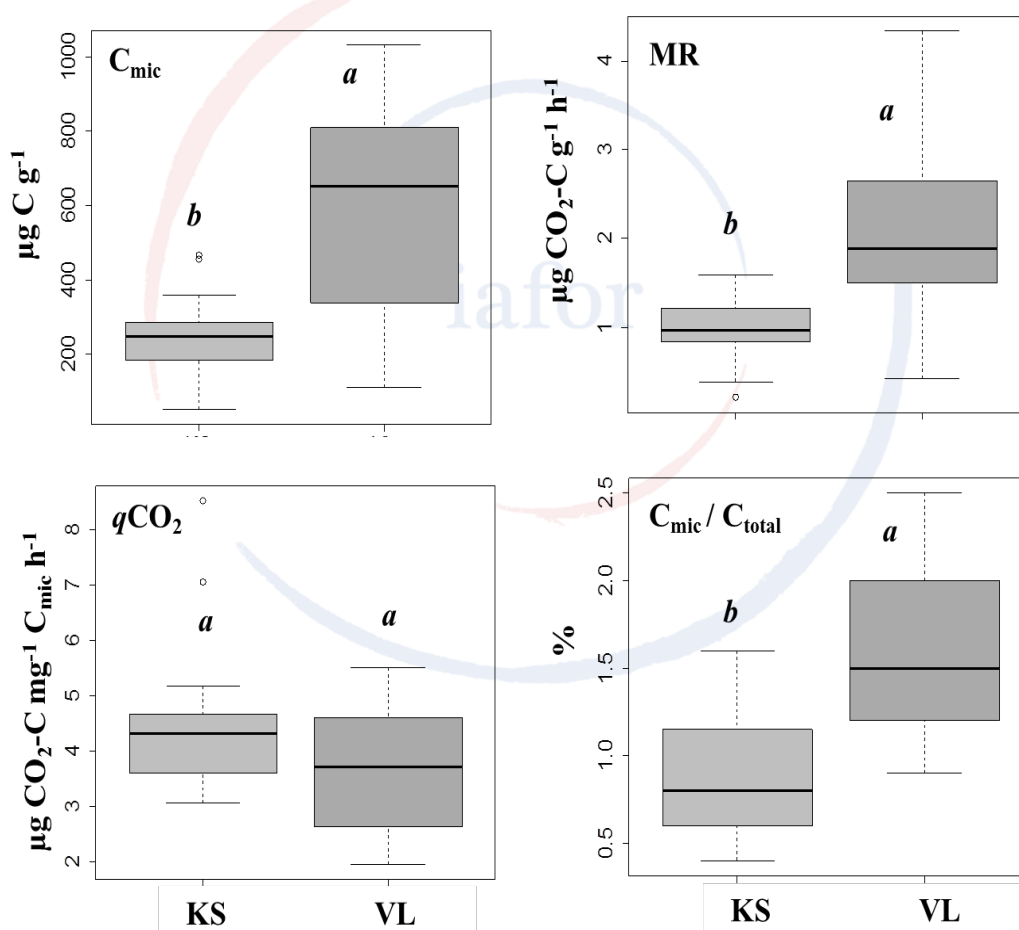


Figure 2. Soil microbial biomass carbon (C_{mic}), microbial respiration rate (MR), microbial metabolic quotient ($q\text{CO}_2$) and C_{mic} / C_{total} ratio in soils (0-20 cm) of Kostroma (KS) and Vologda (VL) regions. Values with different letters significantly ($p < 0.05$) differ between regions (t-test)

Box-plot: median; interquartile range, IQR (difference between the third, Q_3 , and the first, Q_1 , quartiles); lower whisker is $1.5 \text{ IQR} - Q_1$, upper whisker is $1.5 \text{ IQR} + Q_3$; outliers (circle) are values more and less upper and lower whiskers, respectively

Atmospheric N_{\min} deposition for two regions was significantly ($p < 0.05$), but not strongly, correlated with soil Al, Ca, C_{\min} , $C_{\min} / C_{\text{tot}}$ (Figs. 3, 4). Found that soil pH decreasing resulted atmospheric N_{\min} deposition might be caused the release and subsequent leaching Al and Ca from silicate minerals (Dise, 1995; MacDonald et al., 2002). Moreover, atmospheric N_{\min} deposition ($< 10 \text{ kg N ha}^{-1} \text{ yr}^{-1}$) was not be able to leach nitrates from soil, even in sandy soil (Neuvonen, 1990), and when it was $> 20 \text{ kg N ha}^{-1} \text{ yr}^{-1}$ this process was accelerated (Gundersen et al., 2006).

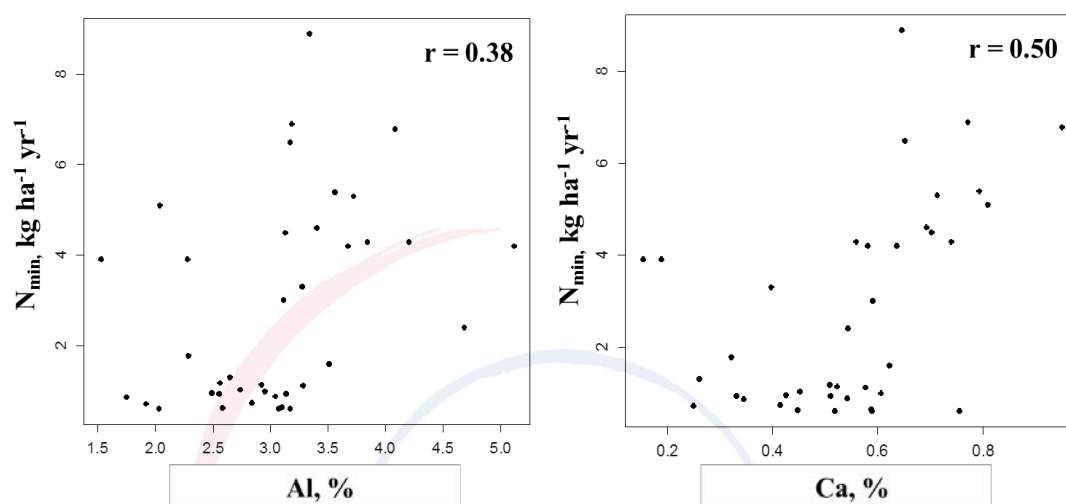


Figure 3. Relationship between atmospheric mineral nitrogen deposition (N_{\min}) and soil (0-20 cm) chemical properties (Al, Ca) of Kostroma and Vologda regions, 39 sites (r is Pearson correlation coefficient, $p < 0.05$)

An impact of atmospheric nitrogen deposition on soil microbial community functioning remains unclear, although additional nitrogen income in soil might be affected “directly” or “indirectly”. “Directly” impact of nitrogen might be considered as nutrition element for soil microbial biomass. “Indirectly” impact may be related to increasing forest primary production (Vitousek, Howarth, 1991; Magill et al., 2004) and changes of soil chemical properties: pH decreasing, C availability, Mg- or Ca-limitation and Al-toxicity (Compton et al., 2004; Treseder, 2008; Hu et al., 2010). Some authors shown that addition of N_{\min} to forest soils might be led to decrease soil microbial biomass and its respiration (Lee, Jose, 2003; Bowden et al., 2004; Compton et al., 2004; Frey et al., 2014), on the contrary, others authors found some increase of these parameters (Gallardo and Schlesinger, 1994). Moreover, there is an information that atmospheric N_{\min} deposition was not effected on soil microbiological properties (biomass, microbial respiration) of forest ecosystems (Nohrstedt, Björsson, 1998; Brenner et al., 2005). We found the significant ($p < 0.05$) positive correlation ($r = 0.61$) between atmospheric N_{\min} deposition and soil $C_{\min} / C_{\text{tot}}$ ratio. It was found that increase of $C_{\min} / C_{\text{org}}$ or $C_{\min} / C_{\text{tot}}$ ratios (so-called index of C-availability) might be resulted to availability of soil C to microorganisms (Anderson, Domsch, 1986; Sparling, 1992). In our study the high atmospheric nitrogen deposition in forest ecosystems was increased soil C availability for soil microorganisms (increasing $C_{\min} / C_{\text{tot}}$ ratio).

Conclusion

Atmospheric N_{\min} deposition in Kostroma region was on average $0.9 \text{ kg N ha}^{-1} \text{ yr}^{-1}$, it was 5 times less in Vologda region (on average $4.5 \text{ kg N ha}^{-1} \text{ yr}^{-1}$). Umbric Albeluvisols C_{tot} , N_{tot} , $N\text{-NH}_4$, $N\text{-NO}_3^-$, N_{\min} , P contents were not significantly differed between two studied regions. Soil microbiological (C_{mic} , MR, $C_{\text{mic}} / C_{\text{tot}}$) and chemical (Al, Ca) properties of Umbric Albeluvisols in Kostroma region were significantly less compared to Vologda region. It might indicated, on the one hand, a more “favorable” functioning of soil microbial community and, on the other hand, some silicate minerals destruction of soil in Vologda region.

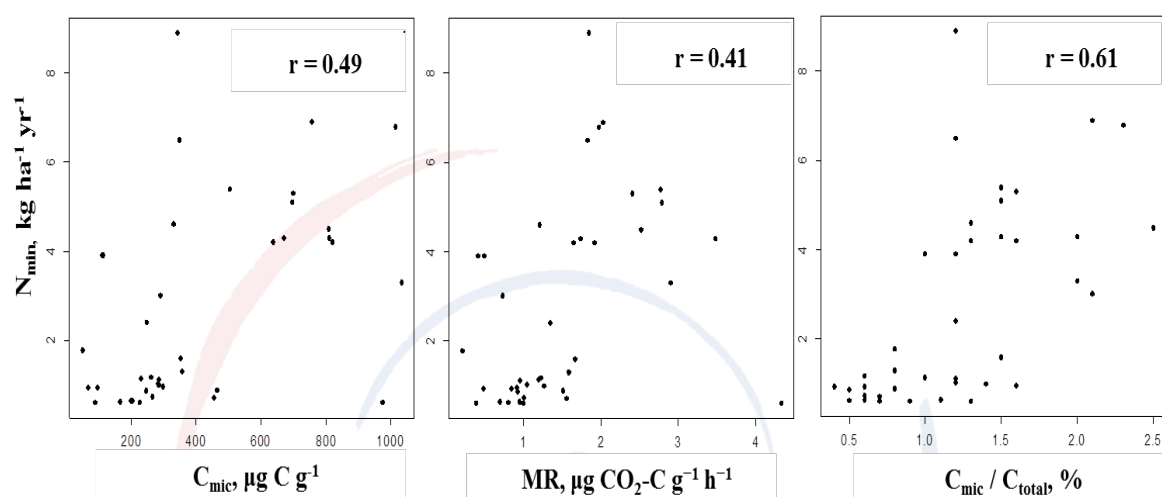


Figure 4. Relationship between atmospheric mineral nitrogen deposition (N_{\min}) and soil (0-20 cm) microbial biomass carbon (C_{mic}), microbial respiration (MR), $C_{\text{mic}} / C_{\text{total}}$ ratio of Kostroma and Vologda regions, 39 sites (r is Pearson correlation coefficient, $p < 0.05$)

This study was supported by Russian Foundation of Basic Research Grant No. 14-04-00098 and 15-04-00915.

References

- Aherne, J., Posch, M. (2013) Impacts of nitrogen and sulphur deposition on forest ecosystem services in Canada. *Current Opinion in Environmental Sustainability*, 5, 108–115.
- Alebic-Juretic, A. (2014) Nitrogen deposition within the littoral-highlands country of Croatia between 1996 and 2008. Nitrogen deposition, critical loads and biodiversity. M.A. Sutton, K.E. Mason, L.J. Sheppard, H. Sverdrup, R. Haeuber, W.K. Hicks. (pp. 67-73) London. Springer.
- Allison, S.D., Czimczik, C.I., Treseder K.K. (2008) Microbial activity and soil respiration under nitrogen addition in Alaskan boreal forest. *Global Change Biology*, 14, 1156–1168.
- Ananyeva, N.D., Susyan, E.A., Gavrilenko, E.G. (2011) Determination of the soil microbial biomass carbon using the method of substrate-induced respiration. *Eurasian Soil Science*, 44, 1215-1221.
- Anderson, T.H., Domsch, K.H. (1986) Carbon links between microbial biomass and soil organic matter. Perspectives in Microbial Ecology. (Eds): F. Megusar, M. Gantar. (pp. 467-471). Slovene Society for Microbiology. Ljubljana.
- Anderson, J.P.E., Domsch, K.H. (1978) A physiological method for the quantitative measurement of microbial biomass in soils. *Soil Biol. Biochem.* 10, 215-221.
- Averkieva, I.Y., Ivashchenko, K.V. (2015) The Impact of anthropogenic emission of nitrogen on the functioning of forests in the European part of Russia. *Izvestiya Rossiiskoi Akademii Nauk. Seriya Geograficheskaya*, 2, 95-103.
- Bobbink, R., Hicks, K., Galloway, J., Spranger, T., Alkemade, R. et al. (2010) Global assessment of nitrogen deposition effects on terrestrial plant diversity: A synthesis. *Ecological Applications*, 20, 30–59.
- Bowden, R.D., Davidson, E., Savage, K., Arabia, C., Steudler, P. (2004) Chronic nitrogen additions reduce total soil respiration and microbial respiration in temperate forest soils at the Harvard Forest. *For. Ecol. Manage*, 196, 43-56.
- Brenner, R., Boone, R.D., Ruess, R.W. (2005) Nitrogen additions to pristine, high-latitude, forest ecosystems: consequences for soil nitrogen transformations and retention in mid and late succession. *Biogeochemistry*, 72, 257-282.
- Cape, J.N., Tang, Y.S., Gonz lez-Ben tez, J., Mitosinkov , M., Makkonen, U., Jocher, M., Stolk, A. (2012) Organic nitrogen in precipitation across Europe. *Biogeosciences*, 9, 4401 – 4409.
- Compton, J.E., Watrud, L.S., Porteous, L.A., DeGrood, S. (2004) Response of soil microbial biomass and community composition to chronic nitrogen additions at Harvard forest. *Forest Ecology and Management*, 196, 143–158.

Compton, J.E., Watrud, L.S., Porteous, L.A., DeGrood, S. (2004) Response of soil microbial biomass and community composition to chronic nitrogen additions at Harvard forest. *Forest Ecology and Management*, 196, 143-158.

de Vries, W., Wamelink, G.W.W., van Dobben, H., Kros, J. et al. (2010) Use of dynamic soil-vegetation models to assess impacts of nitrogen deposition on plant species composition: an overview. *Ecological Applications*, 20 (1), 60–79.

Dise, N.B., Wright, R.F. (1995) Nitrogen leaching from European forests in relation to nitrogen deposition. *Forest Ecology and Management*, 71, 153–161.

Frey, S.D., Ollinger, S., Nadelhoffer, K., Bowden, R., Brzostek, E. et al. (2014) Chronic nitrogen additions suppress decomposition and sequester soil carbon in temperate forests. *Biogeochemistry*, 121, 305-316.

Gallardo, A., Schlesinger, W.H. (1994) Factors limiting microbial biomass in the mineral soil and forest floor of a warm-temperate forest. *Soil Biology & Biochemistry*, 26, 1409-1415.

Galloway, J.N., Townsend, A.R., Erisman, J.W., Bekunda, M., Cai, . et al. (2008) Transformation of the nitrogen cycle: Recent trends, questions and potential solution. *Science*, 320, 889–892.

Gundersen, P., Schmidt, I.K., Raulund-Rasmussen, K. (2006) Leaching of nitrate from temperate forests effects of air pollution and forest management. *Environmental Review*, 14, 1-57.

Hu, Y.-L., eng, D.-H., Liu, Y.- , hang, Y.-L., Chen, .-H., Wang, .-Q. (2010) Responses of soil chemical and biological properties to nitrogen addition in a Dahurian larch plantation in Northeast China. *Plant Soil*. DOI 10.1007/s11104-010-0321-6.

Intergovernmental Panel on Climate Change (2001) Climate Change 2001: The Scientific Basis. Contribution of Working Group I to the Third Assessment Report of the Intergovernmental Panel on Climate Change (eds Houghton JT, Ding Y et al.). Cambridge University Press, Cambridge.

Jiang, C. M., Yua, W.T., Maa, Q., u, Y.G., ou, H., hang, S.C., Sheng, W.P. (2013) Atmospheric organic nitrogen deposition: Analysis of nationwide data and a case study in Northeast China. *Environmental Pollution*, 182, 430–436.

Koptsik, S., Koptsik, G., Alyabina, I. (2008) Assessment of the risk of excess sulfur input into terrestrial ecosystems of the Kola peninsula. *Russian Journal of Ecology*, 39, 5, 327–336.

Lee, K.-H., Jose, S. (2003) Soil respiration, fine root production, and microbial biomass in cottonwood and loblolly pine plantations along a nitrogen fertilization gradient. *Forest Ecology and Management*, 185, 263-273.

MacDonald, J.A., Dise, N.B., Matzner, E., Armbruster, M., Gundersen, P., Forsius, M. (2002) Nitrogen input together with ecosystem nitrogen enrichment predict nitrate leaching from European forests. *Global Change Biology*, 8, 1028–1033.

Magill, A.H., Aber, J.D., Currie, W.S., Nadelhoffer, K.J., Martin, M.E. et al. (2004) Ecosystem response to 15 years of chronic nitrogen additions at the Harvard Forest LTER, Massachusetts, USA. *Ecological Management*, 196, 7-28.

Manzoni, S., Jackson, B., Trofymow, J.A., Porporato, A. (2008) The global stoichiometry of litter nitrogen mineralization. *Science*, 321, 684–686.

Neuvonen, S., Suomela, J. (1990) The effect of simulated acid rain on pine needle and birch leaf litter decomposition, *Journal of Applied Ecology*, 27, 857–872.

Nohrstedt, H.- . & Björjesson, G. (1998) Respiration in a forest soil 27 years after fertilization with different doses of urea. *Silva Fennica*, 32(4), 383–388.

Sparling, G.P. (1992) Ratio of microbial biomass carbon to soil organic C as a sensitive indicator of changes in soil organic matter. *Austria Journal Soil Research*, 30. 195-207.

Sutton, M.A., Howard, C., Erisman, J.W., Billen, G., Bleeker, A. et al. (2011) The European Nitrogen Assessment. Cambridge: Camb. Univ. Press. 612 p.

Sutton, M.A., Mason, K.E., Sheppard, L.J., Sverdrup, H., Haeuber, R. et al. (2014) Nitrogen Deposition, Critical Loads and Biodiversity. Springer. 535 p.

Treseder, K.K. (2008) Nitrogen additions and microbial biomass: a meta-analysis of ecosystem studies. *Ecological Letter*, 11, 1111–1120.

Vitousek, P.M., Howarth, R.W. (1991) Nitrogen limitation on land and in the sea. How can it occur? *Biogeochemistry*, 13, 87-115.

Contact email: averkieva.irina@yandex.ru

Determinants of Profitability of Rice Farming in Peri-Urban Area, Bangkok, Thailand

Sasima Fakkhong, King Mongkut's Institute of Technology Ladkrabang, Thailand
Suneeporn Suwanmaneepong, King Mongkut's Institute of Technology Ladkrabang, Thailand

The Asian Conference on the Social Sciences 2016
Official Conference Proceedings

Abstract

Rice farming is not only beneficial for farmers, but also have a significant contribution to the share of agriculture in peri urban area of Bangkok. This study examined the profitability of rice farming and investigated some socio-economic factors affecting the profitability of rice farming in peri-urban area of Bangkok, Thailand. Questionnaires were administered to 60 rice farmers in Ladkrabang district, Bangkok, Thailand in October, 2015. To examine the profitability of rice production, the gross margin and cost benefit analysis were carried out. Data were analyzed using multiple regression analysis and descriptive statistics. The results showed that total cost for rice production was estimated at 6,083.39 Thai baht (THB) per rai, total income for rice production was estimated at 11,423.51 THB per rai, and gross margin for rice production was estimated at 5,340.12 THB per rai. The results revealed that the factors that significantly affected profitability of rice farming were gender, social status, number of family labor, land size and rice variety. It was recommended that farmers in the study area should be informed through extension services of the socio-economic factors influencing profitability of rice production so that the farmers can consider these factors in their production decision making process.

Keywords: profitability, rice profitability, rice farming, peri-urban farming, rice production

iafor

The International Academic Forum
www.iafor.org

Introduction

Rice is the major staple food for half of the human race (Imolehin and Wada, 2000). In the same way, rice is central to Thai society (Evenson *et al.*, 1996). Rice uses over half of the arable land labor force in Thailand. It is one of the main foods and sources of nutrition for most Thai citizens. In 2014, Thailand has population of 64.5 million people. Farmers accounted for 43% of the workers or 22% of the total population. The farmers' rice accounted for 3.7 million households (OAE, 2013).

Ladkrabang is the eastern suburbs of Bangkok, Thailand, presently featuring a mixture of agricultural, residential, commercial, and industrial land, as well as other lands used for transportation, warehousing, and water conservation. (Meesiri and Perera, 2011)

Although, land use in Ladkrabang are continuously changing, as a result of a rapid urbanization with the expansion of crowded areas; residential and commercial, agricultural land uses are still significant for the people's lives in this district. The total area of Ladkrabang district is 77,406.1 rai, whilst agricultural area is 24,876 rai (DCP, 2012), accounting for 32 % of total area. Presently, Ladkrabang has been announced as one of the five strategic areas for the rice production of Bangkok, Thailand. In addition, Ladkrabang district is the third largest rice production in Bangkok, with approximately 16,619 rai of rice farming. (Bangkok Agricultural Extension Office, 2014).

Rice farming in peri-urban area is not only beneficial for farmer, but also have a significant contribution to share of agriculture in peri-urban area of Bangkok. In addition, land owner has to consider the value of the land, it must take into consider the return under limited resources. This study is interested in the determinants of profitability of rice farming in peri-urban area

The broad objectives of this study are to examined the profitability of rice farming and investigate the socio-economic factors influencing the profitability of rice farming in peri-urban area of Bangkok, Thailand. Specifically, the specific objectives are as follows:

- I. Describe the socio-economic characteristics of rice farmer in peri-urban area
- II. Analyze cost and income in rice production in the study area
- III. Determine the influencing of profitability of rice farming in the study area

Methodology

Area of study

The study was conducted in Ladkrabang, Bangkok, Thailand. Ladkrabang is in the east of Bangkok. It is located between latitudes 13 43 24 N and longitudes 100 47 3 E (Figure 1). The territory covers an area of 123,859 square kilometers with a population of 170,070 people and a population density of 1,373.09 people per square kilometers. It is -divided into six sub-districts (Kwaeng) namely: Ladkrabang, Klongsongtonnon, Klongsamprawet, Lumplathio, Thapyao and Khumthong. (Bangkok Agricultural Extension Office, 2014).

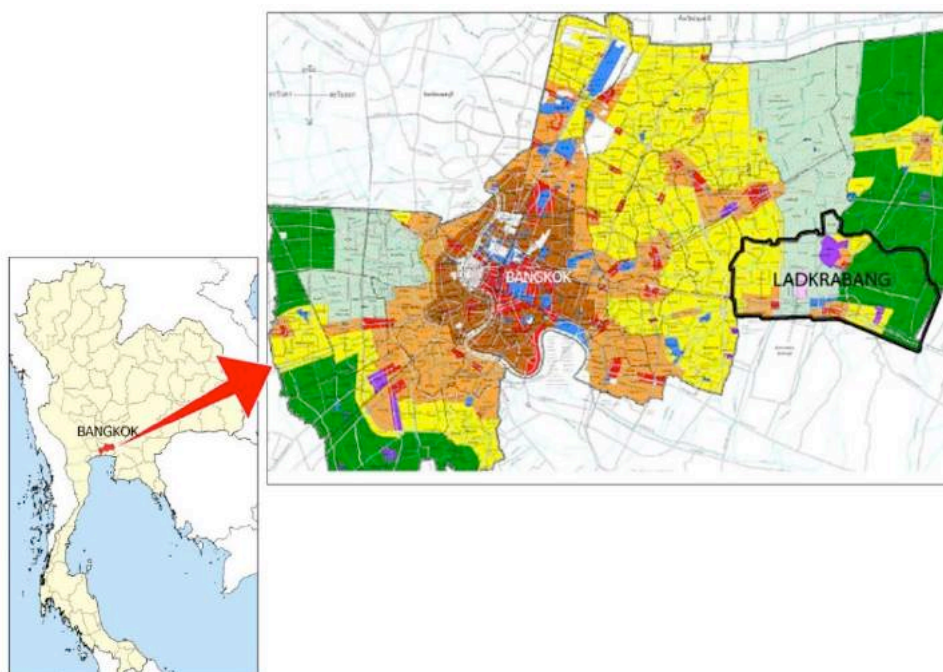


Figure 1: Location of Ladkrabang District in the Bangkok Metropolitan
(Source: Department of City Planning, 2013)

Population and sample of the study

The population for the study is comprised of all the rice farmers in Ladkrabang district, Bangkok. The sample was selected by random sampling techniques from 301 farmers who registered with the Department of Agricultural Extension in 2015. The 60 sample size was obtained from 20 % of the total registered farmers.

Data collection and analysis

The primary data were collected in a field survey through direct interview with rice farmers in Ladkrabang district in October, 2015 using questionnaires. Data was analyzed using the Statistical Package for Social Sciences (SPSS). Descriptive statistics (frequency, percentages, SD and means) were used to describe the socio-economic characteristic of respondents. Gross margin analysis were used to analyze cost and income in rice production, and multiple regression analysis were used to analyze a factor influencing rice profitability in the study area.

Measurement of variable

The independent variables of the study were the selected socio-economic characteristics (gender, age of rice farmers, the education level, marital status, social status, household size, number of family labor, years of farming experience, land size, land ownership, and rice variety). Whereas, profitability of rice production was considered as dependent variable was measured following standard procedure. Profitability of rice production was measured by computing Gross margin technique following Chidi *et al.* (2015) as:

Gross margin technique was employed to access the profitability of rice farmers in the study area by using Gross margin as a proxy. The profit of an enterprise is estimated as the difference between the total revenue (TR) and the total cost (TC)

Gross margin is stated as:

$$GM = TR - TVC$$

Where,

GM = Gross margin (THB)

TR = Total Revenue (THB)

TVC = Total Variable Cost (THB)

Profit given by

$$\pi = GM - TFC$$

Where,

π = Profit

GM = Gross margin

TFC = Total Fixed Cost

Gross margin of a rice farmer is generally determined by comparing the variable costs of products.

Analytical Model

The multiple regression model is expressed implicitly as:

$$Z_i = \beta_0 + \beta_1 X_1 + \beta_2 X_2 + \beta_3 X_3 + \beta_4 X_4 + \beta_5 X_5 + \beta_6 X_6 + \beta_7 X_7 + \beta_8 X_8 + \beta_9 X_9 + \beta_{10} X_{10} + \beta_{11} X_{11} + E$$

Where,

i = Profitability of rice farming (THB)

0 = Constant term

k = Coefficient to be estimated

1 = Gender

2 = Age of rice farmers in years

3 = The education level in years

4 = Marital status

5 = Social status

6 = Household size measured by the number of persons per household

7 = Number of family labor measured by the number of member involved in rice production

8 = Years of farming experience in years

9 = Land size in rai

10 = Land ownership

11 = Rice variety

E = Independent error term

Results and Discussion

Result of the socio-economic characteristics of the respondents:

The descriptive analysis on gender showed that there were more males (81.7%) than female (18.3%) who engaged in rice production in the study area. The implication is that most of male are the head of household. Result of the analysis indicated that age of the respondents between 51-65 years (53.3%) was in the highest rank, while respondents between 21-35 years (3.3%) was the least. On average, farmers' age was 54.4 years. This finding was consistency with the average age of Thai rice farmers. By implication, therefore, one could infer from this result that rice farmer in the study area are aging. Greater percentage (88.3%) of the rice farmer had highest education in a primary school level, while the least (1.7%) obtained senior high school level. This implies that most of the respondents had low level of education. Result on the marital status revealed that greater proportion 88.3% of the respondents were married, while (3.3%) were separated/divorced. This implies that married people were more involved in rice production than other categories of different marital status. Majority (80.0%) of the rice farmers were not member of organization. Result on family number demonstrated that greater proportion (63.3%) of the total respondents had the highest family number between 3-5 person and average four family members. Family labor number was one person. The result also indicated that most farmers in the study area had farming experience more than 20 years (63.3%), they had 30 years of farming experience. This is a clear indication that they were middle-aged farmers that can handle any of the cultural operations in rice production in Ladkrabang area. The result of the socio-economic characteristics of the respondents presented in table 1 indicated that majority of farmers (78.3%) had large land size greater than 19 rai while only 1.7% had small land size that ranged between 2.5-6.5 rai. Additionally, a high proportion of farmers (83.3%) rented land for rice production the main variety of rice was Pathum Thani1 (38.3%); this variety gave the highest yield in the study area comparing to other rice varieties, while RD47 (5.0%) gave was the lowest rate yield.

Table 1: Socio-economic characteristics of the respondents

Characteristics	Categories	N	Percentage	SD
Gender	Male	43	71.7	
	Female	17	28.3	
Total		60	100	.454
Age of rice farmers (Mean = 54.4 years)	21-35	2	3.3	
	36-50	18	30.0	
	51-65	32	53.3	
	>65	8	13.3	
	Total	60	100	
Level of education	Primary school	53	88.3	
	Junior High school	6	10.0	
	Senior High school	1	1.7	
Total		60	100	.389

Characteristics	Categories	N	Percentage	SD
Marital status	Single	5	8.3	
	Married	53	88.3	
	Separated/divorced	2	3.3	
Total		60	100	.341
Social status	Group leader of farmer organization	3	5.0	
	Member of farmer organization	9	15.0	
	None	48	80.0	
Total		60	100	.541
Household size (Mean = 4 persons)	<3	7	11.7	
	3-5	38	63.3	
	>5	15	25.0	
Total		60	100	.596
Number of family labor Mean = 1 person)	1-3	57	95.0	
	4-6	1	1.7	
	>6	2	3.3	
Total		60	100	.381
Years of farming experience (Mean = 30 years)	<10	8	13.3	
	10-20	14	23.3	
	>20	38	63.3	
Total		60	100	.725
Land size (Mean = 33.58 rai)	Small (2.5-6.5)	1	1.7	
	Medium (6.6-19)	12	20.0	
	Large (>19)	47	78.3	
Total		60	100	.465
Land ownership	Land owner	10	16.7	
	Land rent	50	83.3	
Total		60	100	.376

Characteristics	Categories	N	Percentage	SD
Rice variety	RD41	17	28.3	
	RD47	3	5.0	
	RD51	11	18.3	
	Pathum Thani1	23	38.3	
	PL002	6	10.0	
Total		60	100	1.414

Source: Survey data analysis, 2015

Note:

6.25 rai= 1 hectare

Gross margin analysis of rice production:

Table 2 contains the gross margin analysis of rice production in the study area. The result revealed that rice production is quite profitable, and total variable cost accounted for 80% of the total cost. The gross margin per rai was estimated as 5,340.12 THB, while the total income was estimated as 11,423.51 THB.

Table 2: Gross margin analysis

Variables	Mean	Min	Max	SD
Total income	11,423.51	5,600.00	24,000.00	3227.79
Total cost	6,083.39	3,961.14	8,846.50	956.65
Total variable cost	4,975.75	2,690.99	6,950.00	864.32
Total fixed cost	1,107.64	60.00	2,000.00	364.94
Gross margin/rai	5,340.12	47.89	17,453.07	3154.69

Source: Survey data analysis, 2015

Socio-economic factors influencing rice profitability:

A multiple regression model was adopted for the analysis (Table 3) Based on the analysis the coefficients of determination (R^2) was 50.3%. this shows that about 50.3% of the variation in the dependent variable (profitability of rice farming) was due to the independent variable: Gender (X_1), Age of rice farmers (X_2), The education level (X_3), Marital status (X_4), Social status (X_5), Household size (X_6), Family labor (X_7), Years of farming experience (X_8), Land size (X_9), Land ownership (X_{10}) and Rice variety (X_{11}). The F-ratio (3.247) was significant at 1%; it can imply goodness of fit the model. The magnitude of R^2 (0.503) is in line with the a priori expectation because there are so many factors that influence profitability of rice farming.

Among all the explanatory variables Gender (X_1), Social status (X_5), Family labor (X_7), Land size (X_9), and Rice variety (X_{11}) significantly implied that the variables would greatly influence profitability of rice farming in the area. The coefficient of gender was negatively signed and statistically beyond 5% level of significance, implied that the female farmers were less profitability of rice farming than the male which was similar to a finding reported by Nwike and Ugwumba (2015) and Alene *et*

al. (2008). Many of the other difference between male and female farmers are not very significant, and there are more similarities than differences between the two groups. The regression coefficient of the social status was negatively signed and statistically at 5% level of significant related to profitability of rice farming. This finding was contrary to the result obtained by Galawat and Yabe (2012) showed that farmers who are member of an associations are more efficient and incur less profit-loss because these farmer participated in the “Farmer’s School Course” and learned basic training on rice production. This result is in line with the finding of Idiong *et al.* (2007) that membership of cooperative provided the farmers the opportunity of sharing information on modern rice practices. They noted that membership of cooperatives was negative and implies improvement in technical efficiency of the farmers. Number of family labor had a positive influence on rice profitability and significant at 10%, this implied that family labor supports farmers during rice cultivation, increase labor trend to increase rice production (Roy and Hamid, 2014). However, Hoang and Yabe (2012) reported that the household with more members, which are in the range of working age, will decrease the profit efficiency because they can use more their home labor in rice production rather than using their rental labor force. The coefficient of the land size was positive and significant at 5%. This showed that (all thing being equal) cultivation of additional farmland or an increase in the farm size will increase profitability. This agreed with the findings of Julius and Chukwumah (2014), Basoru and Fasakin (2012) and Olubanjo and Oyebanio (2005). In addition, rice variety had a positive influence on rice profitability and significant at 10%. This implied that the profitability of fine rice varieties is more than coarse varieties due to the higher price besides less yield level (Latif *et al.*, 2015)

However, the explanatory variables; age of rice farmers, the education level, marital status, household size, years of farming experience, and land ownership rendered no significant influences on rice production in this area. This does not mean that the above variables did not have any effect on rice production, but the level of their significance fell below the level of confidence limits tested.

Table 3: Regression results of the socio-economic characteristics of the respondents on their profitability of rice farming

Variables	Coefficient	SE	t-stat	p-value
Constant	12694.153	20841.296	.609	.546
Gender (X_1)	-5007.510	2406.162	-2.081	.043
Age of rice farmers (X_2)	-470.839	1515.678	-.311	.758
The education level (X_3)	-3532.200	2922.920	-1.208	.233
Marital status (X_4)	123.407	3351.632	.037	.971
Social status (X_5)	-6491.487	1914.968	-3.390	.001
Household size (X_6)	-106.769	2068.105	-.052	.959
Family labor (X_7)	4834.048	2649.081	1.825	.075
Years of farming experience (X_8)	-1753.366	1779.857	-.985	.330
Land size (X_9)	7354.972	2350.760	3.129	.003

Variables	Coefficient	SE	t-stat	p-value
Land ownership (X_{10})	-7658.350	6506.374	-1.177	.245
Rice variety (X_{11})	1321.364	742.866	1.779	.082
R^2	.503			
Adjusted R^2	.348			
F-ratio	3.247			

Note; , , are statistically significant at 1%, 5% and 10% respectively

Conclusion

Rice farming in peri-urban area, is especially important. In view of the findings, rice production was generally profitable in the study area as reflected in the gross margin estimated as 5,430.12 THB per rai respectively, if the rice farmers can control the production constraints. The result of the multiple regression analysis for profitability of rice farming revealed that gender, social status, number of family labor, land size, and rice variety were significant implied that these variable would likely influence profitability of rice farming in the area. Government should promote welfare gains from increasing women farmers' access to production input and support service to the levels available. This study also showed that farmers who do not join associations or cooperatives are more profitable than those who join because most farmers use experience to do than to participate in the group or member. The farmer group should be created by the group of farmers in order to exchange knowledge in the filed with each other. The government should encourage family labor to participate rice farming. However, there are some issues that related to policy in which the government should involve to support the farmers in order to maximize their profit for instance land consolidation to minimize the number of farm plots and the land size increasing. Rice variety is the key because most farmers in the area grew Pathum Thani 1 rice which can be sold with the best price compared to other rice varieties. Furthermore, the government should provide knowledge regarding rice varieties that affect the profitability of farmers. These are the policy implications that the government should consider to sustain rice production in Ladkrabang and the country as well.

References

- Alene, A. D., Manyong, V. M., Omany, G. O., Mignouna, H. D., Bokanga, M., and Odhiambo, G. D. (2008). Economic Efficiency and Supply Response of Women as Farm Managers: Comparative Evidence from Western Kenya. *World Development*, 36(7), 1247-1260. ,
- Bangkok Agricultural Extension Office. (2014). oning. Retrieved from www.bangkok.doae.go.th/ag/zoning/map.pdf Accessed on 20 march 2015
- Basorun, J. O., and Fasakin, J. O. (2012). Factors Influencing Rice Production in Igbemo-Ekiti Region of Nigeria. *Journal of Agriculture, Food and Environmental Sciences*, 2(1).
- Chidi, I., Anozie R.O., and Nneji Chinaza, P. (2015). Analysis of Socio-Economic Factors and Profitability of Rice Production among Smallscale Farmers in Ebonyi State. *IOSR Journal of Agriculture and Veterinary Science*, 8(2), 20-27.
- Department of city planning. (2012). Agricultural in Bangkok Report. Retrieved from www.cpd.bangkok.go.th:90/web2/strategy/DATA54_55/1AG.pdf. Accessed on March 20, 2015.
- Department of City Planning. (2013). Department of City Planning. Retrieved from http://cpd.bangkok.go.th:90/web2/NEWCPD2556/002_cpd56.pdf . Accessed on 25 June 2016.
- Evenson, R. E. R. E., Herdt, R. W., Hossain, M., International, C. A. B., and Institute, I. R. R. (1996). Rice research in Asia: progress and priorities (pp. 418).
- Galawat, F., and Yabe, M. (2012). Profit efficiency in rice production in Brunei Darussalam: A stochastic frontier approach. *J. ISSAAS*, 18, 100-112.
- Hoang, L. V., and Yabe, M. (2012). Impact of Environmental Factors on the Profit Efficiency of Rice Production: A Study in Vietnam's Red River Delta. *World Academy of Science, Engineering and Technology International Journal of Biological, Biomolecular, Agricultural, Food and Biotechnological Engineering* 6(6), 330-337.
- Idiong, I. C. (2007). Estimation of Farm Level Technical Efficiency in Smallscale Swamp Rice Production in Cross River State of Nigeria: A Stochastic Frontier Approach. *World Journal of Agricultural Sciences*, 3(5), 653-658.
- Imolehin, E. D., and Wada, A. C. (2000). Meeting the rice production and consumption demands of Nigeria with improved technologies.
- Julius, A., and Chukwumah, A. F. (2014). Socio-economic Determinants of Small-scale Rice Farmers' Output in Abuja, Nigeria. *Asian Journal of Rural Development*, 4(1), 16-24.

Latif, M. T., Sher, F., Hussain, M., Iqbal, M. F., Waqar, M. Q., and Ali, M. A. (2015). Profitability estimation of rice varieties in wheat-rice cropping pattern in Agro ecological zone of Gujranwala. *International Journal of Advanced Multidisciplinary Research (IJAMR)*, 2(8), 32-36.

Meesiri, P., and Perera, R. (2011). Planning Interventions as a Major Driving Force for Transforming Unitary Habitats into Multi-habitats in the Ladkrabang District of Bangkok Metropolitan Area *Asian Social Science*, 7(1), 43-59.

Nwike M. C., and Ugwumba. C. O. A. (2015). Profitability of Rice Production in Aguata Agricultural Zone of Anambra State Nigeria: A Profit Function Approach. . *American Journal of Agricultural Science*, 2(2), 24-28.

Office of Agricultural Economics. (2013). Agricultural Statistics of Thailand 2013. Retrieved from http://www.oae.go.th/download/download_journal/yearbook56.pdf Accessed on 2 march 2016

Olubanjo, O. O., and Oyebanjo, O. (2007). Determinants of profitability in rain-fed paddy rice production in Ikenne Agricultural Zone, Ogun State, Nigeria. *Journal of Food, Agriculture & Environment*, 6(1), 97-101.

Roy, A., and Hamid, F. (2014). Efficiency Measurement of Rice Producers in South-West Region of Bangladesh. *Journal of Humanities and Social Science (IOSR-JHSS)*, 19(7), 145-153.

Contact email: sasimaf@gmail.com



Contributing and Inhibiting Factors of Cultural Adjustment

Anya Hommadova, University of Tsukuba, Japan

The Asian Conference on the Social Sciences 2016
Official Conference Proceedings

Abstract

There is a growing population of international students in the United States of America, and though previously only the elite or scholastically advanced students were able to study abroad, currently this experience is becoming more accessible to a more diverse population. As this new demographic grows, questions arise on how to make international students experience the U.S. more positively and with less stress. Asian students make up the largest demographic of students studying in the U.S., and though there is a plethora of literature on Asian students studying in major U.S. cities, the rural area students have been somewhat neglected. This study looks into the factors and behaviors that contribute and inhibit Asian students' adjustment to life in the rural U.S.. Through an ethnographic approach, one year of fieldwork was undertaken at a small sized university in the rural U.S.. Through observations, interviews, open-ended surveys, and other artifacts, the lives of 37 students from Japan, China and Korea are examined. The behaviors of students during the five stages of adjustment that help or inhibit the adjustment process in social and academic settings, are described in this paper. There is a common point in the struggles with group work and class discussions found in the narratives of all three groups of students. Furthermore, in the discourse of the adjustment process, the role of institutions and the effect of American attitudes toward foreigners is discussed.

Keywords: adaptation, cultural adjustment, East Asian students, rural U.S.

iafor

The International Academic Forum
www.iafor.org

Introduction

The United States hosts the largest share of the world's international students studying abroad, serving as a temporary home to over 1.13 million foreign students. This number represents not just a head count, but over a million emotional stories of the struggles that the international students have to go through when adapting to a new environment. The international students studying abroad are faced with language barriers, culture shock, unfamiliar social norms, adjustments to consumption of foreign food, different educational expectations, isolation, and an inability to establish social networks (Church, 1985; Furnham & Trezise, 1983; Leong & Chou, 1996). This phenomenon is especially enthralling in its extremity, when the host environment is tremendously different from the native environment, and these cultural differences can make it difficult for international students to adjust (Lin & Yi, 1997; Mori, 2000). International students studying at American universities are faced with language barriers, culture shock, unfamiliar social norms, foreign food, different educational expectations, isolation, and an inability to establish social networks (Church, 1985; Furnham & Trezise, 1983; Leong & Chou, 1996). Asian students make up the largest percentage of the international students studying in the U.S., and this number has continued to increase. There have been many studies focusing on student adjustment that were conducted in the fields of education, sociology, psychology, communication and linguistics. This paper will explore the literature from various disciplines on the topic of Asian students studying abroad. However, the majority of the studies take a quantitative approach, and there are few studies looking on the adjustment of Asian students from urban areas to rural areas. All of the international student experiences are highly dependent on their interactions and communication with other people. Therefore, the focus on the role of communication is indispensable in exploring this subject, and the rural and urban culture are very different. The fundamental problem that this paper addresses is what factors contribute and inhibit adaptation to an extremely different environment. This is done by first examining the experiences and stages of the adjustment process. The exemplar that will be taken is the adaptation of students from major cities in Asia to rural Midwestern U.S.A.

Cultural adjustment is defined as the process of sojourns being exposed to and coping with a new physical, cultural and emotional stimuli for an extended period of time. Various scholars describe different stages of adjustment. For example, Berry et. al., identifies five distinct categories of acculturation as: 1) physical change (location), 2) biological change (nutrition), 3) cultural changes, 4) social relationships (in-group-outgroup), and 5) psychological changes, however culture shock is not one of the categories (Berry, J. W., Kim, U., Minde, T., & Mok, D, 1987). Another scholar, Chen (1992), identifies the phases as: 1) culture shock, 2) psychological adaptation, and 3) interaction effectiveness. Even though culture shock is included, the adaptation phase consists of psychological adaptation, while the reality is that there are many types of adaptations that the sojourners have to go through, such as physical, social, mental, cultural and interactional adaptation, to fully adapt to the host culture. An anthropologist Kalervo Oberg (1954) described cultural adjustment in four phases: 1) honeymoon, 2) culture shock, 3) gradual adjustment, humor, and perspective, 4) "Feeling at Home" adaptation and biculturalism, but he does not discuss what happens prior to arrival. Gebhard describes the phases of students' adaptation being consistent of: 1) getting ready to leave, 2) initial experiences, 3) increasing interaction 4) culture shock, 5) adaptation (Gebhard, 2010). The students go through the phases

in a non-linear way, and often skip a phase and go back to a previous phase. The phases that are explored in this study are the pre-arrival phase, the initial exposure phase, the culture-shock phase, and finally, the adaptation phase of the East Asian students. The main research question is: What are the contributing and inhibiting factors of cultural adaptation among East Asian students studying in the rural U.S.? This is especially important as the demographic of Asian students has drastically changed in recent years. Currently, it is no longer the elite or the exceptionally smart students that go to study abroad. Studying in the U.S., with in-state tuition prices and more easily available student visas, are a viable option for more people, including students who have failed to get into a university back home.

Methodology

This study implements interpretive-qualitative paradigms, and adapts ethnography as a research strategy. The subject of inquiry is the adaptation process of Asian students to the rural American culture from the viewpoint of the participants, and by ethnography defined as being a systematic study of people and cultures. Main methods of collecting data combined focus groups, surveys, interviews, and participatory observations. The data gathering process through fieldwork started on May 2nd 2015, and ended in May 16th, 2016. In the initial coding, three types of codes were used: descriptive, InVivo, and causal. Mostly, the second and third cycle of coding used axial and longitudinal coding where relevant. The survey was conducted at the beginning of fieldwork, and one year later. The later and final survey was based on all of the data that was gathered in one year to confirm the findings and to allow for triangulation as well as more generalizable results. The sample population was selected from a university in the midwest United States located in a rural city referred to as "M" with a population of less than 40,000 residents. Representatives from China, Japan and Korea participated in the study. The majority of interviews transcribed, consisted of 20 females and 17 males, comprised of 6 Korean students, 16 Japanese students and 15 Chinese students.

Phases of Adjustment

In exploring what helps and staggers students' adjustment to their new environment, the data from the first four phases of adjustment are explored. The following phases emerged through analyzing the literature, and through patterns emerging from the data. To better understand the first phases, an initial survey was distributed and focus group interviews were conducted.

Pre-Arrival Phase

The length of the initial phase varied from 3 weeks to 10 years. In the pre-arrival phase, the image formation of the future host country, their decision to study abroad, the motivation for choosing a rural location, their expectations and fear, anxiety and preparations for study abroad that the Japanese, Korean and Chinese students went through are examined. This phase is accompanied by many different feelings, and the categories that emerged from the data were: motivation, expectations, concerns, and preparations.

There were various reasons behind studying in the U.S. and choosing a university in a rural area. The number one reason was related to learning English. Other reasons

included experiencing foreign culture, wanting a different college education than at home, failing the university exams at home, wanting a better education, and parental guidance. The adaptation of short term exchange students was influenced by their purpose of study. For the students whose grades transferred only on a pass and fail basis, they prioritized socializing and experiencing the culture. The students whose grades from the U.S. would transfer as is, focused more on academic performance than the prior group. Therefore, academic adaptation was enhanced by the goals set not only by the students themselves, but also by the home institutions, which treated the exchange either just as a cultural experience, or a serious academic endeavor.

Another strong motivational factor were people such as teachers, relatives, and family members that had positive experiences studying abroad, and passed on their passion. One female student wrote: *"When I was a high school student, my English teacher told me the story about her experience of studying abroad, and I was interested in it"*. Another student describes how his brother's experience influenced his decision: *"Study abroad was my dream. My brother has gone to Vermont State five years ago that inspired me to want to do it."* Other students also mention that since a young age they wanted to go abroad, so it was a long awaited, well pre-planned mediated experience highly anticipated by the participants. Students in this category had their pre-arrival phase begin years in advance, as they dreamed about their lives in the U.S.A. However, other students had little desire to go to the U.S. One extreme case is a Taiwanese student who was not even aware that his parents applied to an American university for admissions on his behalf, two weeks before his departure his parents told him to study in the U.S. for his bachelor degree. This student had no expectations and was indifferent. The students with a long pre-arrival stage were much more motivated and active. The other students whose goal was to get a degree or learn English, or the U.S. was not their first choice, worked on achieving their goals and looked forward to graduating from the studying abroad program.

Students mentioned being influenced by American pop culture, which served as their motivation and influenced their expectations of the U.S. The majority of the students picked this particular university because of financial reasons. Another underlying reason for exchange students' decision was the university being located in the countryside, and classes of interest to them being taught at M university. Students' expectations is another factor that influences their adjustment experience, at least initially. For example a student from Daejeon, when asked how he imagined Americans wrote only 3 words "Blond and Pretty", but he also said he expected more racist people. The majority of East Asian students said they expected Americans to be: friendly, positive, fun, interested in other cultures, talkative, kind, good at making friends, open-minded, skinny, tall, fashionable, and contradictorily, racist. One Korean student wrote: *"I thought if I go to America I get freedom. I imagined I can do whatever I want to, and I can get a lot of chance to meet many foreign friend and improve my English skill and go to many places and want to experience party in U.S., but I haven't. I thought Americans will have open mind to international people so I can make many friends, but most important is experience with another culture. In reality is pretty hard for me, and many international students have same problems..."*. The image of an easy going and friendly American was the same among Chinese, Japanese, and Korean students. Most of the students said this image came from the TV dramas and movies they watched. A few students said that they had met Americans back home that were very friendly and interested in the country they were in. Overall, the students had high expectations for their lives in the U.S. Except for the

few students who were completely indifferent following their parents instruction or lacked other choices. However, the students from Japan, especially, expected America to be dangerous, bringing us to the topic of pre-arrival concerns.

Everyone was worried about something. Out of all the students that participated in interviews or did the survey, not a single student said that they had no worries at all. The number one anxiety was unsurprisingly caused by the language ability. More than half of the students indicated English as their main concern. A Korean student wrote *"Language is the biggest concern and lifestyle is a little concern. Most scary is the language"*. Besides the language barrier, other worries included economic issues, climate, safety, fitting in, making friends, academic ability, being able to get along with roommates, ability to communicate, gaining weight, being homesick, and facing discrimination. One Japanese student said: *"Japan foreigners are still rare so we talk a lot with them. Americans are not worried about details, and are powerful. And discrimination by white people is common. I was worried about many things, academic performance, my English ability, safety too, and discrimination. worried and anxious."* The image of America being a place of drugs, crime, sex and violence was vivid in the minds of many Japanese students. The few students who did research the area well, were not concerned about the crime rates, being fully aware that there are no gangsters hiding in the cornfields, but instead, were worried about the lack of transportation. One student from China, who did extensive research on the city where M. University was located, found out ahead of time about how uneventful the city was, and that there was no public transportation on Sundays, which made her somewhat concerned. This brings us to the actual behavior of preparing during the pre-arrival phase.

Very few students did any research on the area where the university was located. Most students did research the university itself, looked at the programs that were offered, the beautiful website, and numerous undergraduate programs. One student from Korea did say she googled the state where M. University was located, and the first thing she saw was the skyscrapers and Metropolitan images of the U.S., which is true of the largest city in the state located over 500 km from M. University. Overall, the students did not have any clear ideas of how they could prepare to increase their chances of academic success in the American education system. Four students did do extensive research on the area. Three of the students were planning to stay at M. University for two years, and transfer to a different university from the moment they decided to go to M. University. As of May 2016, two of these students have already transferred. The third student still has another year to study at M. University. All four students upon arrival to the U.S., as they moved into the second and third phase, had much fewer difficulties.

Phase of Exposure and Initial Experience

The second phase is accompanied by an array of emotion, and is referred to as the honeymoon stage, or initial experience stage. In this phase, the students go through the physical adjustment which is quick and often is accompanied by excitement, as everything is new. There is shock about the ruralness and nothingness of the area, but the week long orientation, beautiful campus, and students moving into the dorms as the East Asian students await the arrival of their roommates, overshadows the absence of the expected skyscrapers, malls etc.

Upon arrival the students go through an orientation for international students only, which caused some confusion among newly arrived students, giving the impression that the only Americans in the whole school are the staff and the few students acting as guides. American students arrive and move into the dorms only a week after the international students does not help. So, for the first week, the campus is mostly empty, but students are kept busy by learning how to pay their tuition online, how to do volunteer hours, understanding the laws and regulations prohibiting students from working off campus, filling out documents, and getting vaccinations. This keeps the jet lagged sleepy students busy for the first week. The next week is marked by class registration, arrival of American students, and just as the East Asian students get used to the idea of rural America being made up of “nothing”, the next shock comes in the form of rural Americans, who are not what was expected.

The local American students are not skinny, not all blond, wear yoga pants, sweatshirts, sandals, and most surprisingly to the East Asian students, are not friendly, outgoing, nor eager to learn about Japan, China or Korea. The local students come from areas that are much more rural, and it is not uncommon to meet an American student whose hometown a few hours away has a population of less than 1,000 people. For these local students, M is a big city. Many of these students have never met foreigners, and East Asian students look foreign. American students, just like the East Asian students, have their own predisposition, which commonly are an expectation of foreigners not speaking English. With no previous experiences in dealing with foreigners, local American students do not rush to welcome the Asian students, and instead are puzzled on what to do. Some of the students directly stated that they had expected Americans to be different from what they have experienced during the first two weeks. One student wrote: “*I imagined Americans interested in other countries, but actually not so many are.*” Another Japanese student stated, “*I thought everyone would be more friendly.*” Other differences in expectations were about physical appearances, as one student said he did not expect to see so many “fat” Americans. Student E. said that the appearance of Americans was shocking as many girls wear yoga pants to class, and E doesn’t remember seeing Japanese girls in public wearing headbands. Furthermore, she doesn’t see any girls wear skirts with black net tights, where in Japan that is very common. A student from Japan especially commented on Americans being overweight even though they eat little, and not being as good at sports as they expected.

Students also feel a lot of stress and insecurity about their academic performance. They are not sure if they are studying the right material, how to study, how to behave in the classroom, and have trouble understanding the lectures. During the first week of classes students said they are not understanding much at all, but just after a few weeks, students were able to be more precise and point out that they just don’t understand the professors’ humor, or the accents. As they have more interactions and after a few weeks of classes, the insecurity subsides, but it should not be overestimated by how anxious and stressed the students are during their first two weeks of classes in the U.S.

Phase Three: Culture Shock

It is impossible to draw clear lines between the phases of adjustment, and not all sojourners go through all the phases. The difference between the initial surprises in

the second phase, and the culture shock phase, is the outlook and attitude of the East Asian students. The awareness of the cultural differences starts upon arrival to the country, but the culture shock are those things that influenced the students in a more long term way. This varies a lot from student to student. Many East Asian students were shocked at the American students' attitude toward time in school settings, such as: leaving right after class, not sleeping during classes, and the group work is more time oriented than goal oriented. If the students agreed to meet from 5 to 7pm, the students will all leave at 7:00, despite the progress or if the task was or was not completed. Students stated that American students leaving so quickly makes it very hard to approach them. However in the U.S., most students schedule one class after another, and many local students have part-time jobs. Another difficulty was group work and discussion in and out of class, also noted in previous research of Asian graduate students (Coward, 2003). The American educational system is set up in a way that there are high chances you will never have a class together again in the future, unless you are in the same major.

When asked about culture shock, the main points were the unfriendliness of Americans, or not being as friendly as expected as well as not being interested in foreigners. One student recalls: *"My first time coming to U.S. one year ago, I flew using Delta airlines, before I always used JAL where flight attendants are slim and friendly, but on Delta the flight attendants were fat and walked the aisles with folded arms and unfriendly expressions"*. Other students also commented on the lack of smiles they receive from clerks and other people providing services. A few students said that Americans are very ignorant about other countries. One Korean student was shocked when her boyfriend's mother asked if they had watermelons, elevators and cars in Korea. One Japanese student was asked "Where is that?" when she said she was from Japan. A student who was in a one year exchange at the end of her exchange stated, *"Americans often talk to us like we are children because Asian females look very young and they think we're at least two, three or ever 5 years younger than what we really are."* The students who were in U.S. longer had more stories about negative interactions and instances of discrimination. It was different knowing that discrimination exists and experiencing it. One of the students said she felt a lot of discrimination and described two of such experiences. At a party one blonde girl said "I am quarter Jap" and of them laughed. Many students also said that no one really talks to them, probably because Americans don't think they speak English. M. also mentioned that she felt like an outsider, she most of the local American students knew each other from high school and it was difficult to enter into their circle or to follow their conversations. Some of the interviewees felt comfortable enough to discuss their romantic relationships. Two girls said the courting in U.S. is very different, and American guys are more aggressive when approaching girls.

Manners was another point of heated discussion. Majority of the students said that their classes started and ended on time. Unlike in Asian, American students start packing up their things regardless of what the professor is doing one minute before class ends. Furthermore, the classroom etiquette was surprising as one student stated: *"The American students put their feet up on the chair in front of them, even if there is someone sitting there. In Japan this would be an unbelievable kind of behavior, but the American professors say nothing"*. The students who had roommates said that it was not easy to get along at times. Problems with American roommates were common, and often were centered around the East Asian students complaining about

their roommates being inconsiderate or rude. On the other hand the students who were able to get along well with their American roommates had considerably more American friends.

Phase Four: Amalgamation into American Society

The most difficult question is how evaluating adaptation, who is to say what is a successful adaptation and what is not. Majority of the students get used to living in the rural U.S. Human beings can get used to living under even more adverse conditions than in the middle of nowhere with negative 24 degrees Celsius, but how is getting used to and adapting to a foreign culture different? For the purpose of this study, the adaptation is defined successful if the individual was able to assimilate him/herself into the host society, while the opposite of assimilation or successful adaptation is seclusion and avoidance of host environment as much as possible. Certainly there is no clear distinction, and the majority of participants say they adapted well. Only a few students had deep, meaningful interactions with local students.

One of the Korean students, Ho, assimilated well into the local culture. She grew up in a rural city where her parents owned a Korean restaurant. Ho studied piano, and played saxophone in elementary school, spending a lot of happy time with the band members. In Middle School, she was a school President, and graduated from a language high school majoring in English with a Japanese minor. In her high school, there were many foreign teachers which made her interested in going abroad and seeing the world. In 2013, she arrived to the city where M. University is located, expecting New York and racism, but instead met nice people in this rural location. She describes that time. *“What was difficult was the language and homesickness. When I first came, I couldn't speak any English. I just shut my mouth and then sat, then just listened when the friends talked to each other. I just listen, listen, listen, listen. Then after like three months, actually like for one month, I didn't say anything. After one month, I started talking, and then start to hang out. English was hard to me. Right now, it's okay.”* Now at M. University, she has an equal number of American and international friends, and is the leader of one of the school organizations. Although her best friend is Korean, she does not spend too much time with the Korean group. She lives together with her boyfriend and her best friend. She drives a car, just like the majority of American students, goes to bars and out with her boyfriend, her best friend, and a few close American friends. The things that make this case a success story is firstly, Ho is pretty happy with her life in the U.S., and says she adapted well and wants to stay longer. Secondly, she took up certain behaviors of Americans, but did not abandon her native culture. She is able to keep a healthy balance between Korean friends and American friends, she goes to bars and American restaurants and cooks Korean food, and food from her boyfriend's country at home. She can see the good points of both Korean and American culture. She said, *“I came to experience individual life. Americans don't care about other people's life. Koreans want to know everything.”* She met many Americans interested in Korea, and her American friends were from a Korean club. Looking at the example of Japanese students, none had friends from the Japanese club, and none joined the club, either.

Conversely, some students see their time in the U.S. as a time they must serve to get their degree and nothing else. Students like Shane, after more than three years in the U.S., had made not a single American friend, and socialize only with other Chinese

students and some Asian students. He describes local people as: *“The people here they are a little bit, not racist, but I think they are cold. They don't want to talk to you unless you talk to them. I'm the kind of person who will not just talk to other people by myself, so for people like me I don't have much American friends.”* Jack is another case of little to no interaction with Americans. He commented on the Americans as *“The people are not that open-minded, not as I was thinking. There are still many people who are conservative. It depends because each country has different people. Some people are open-minded, some are not.”* Shane and Jack both had the image of California when they arrived to M. University. They both play League of Legends, and the majority of interactions they have with Americans is virtual.

Bob from China has little desire to interact with Americans and describes them as too different and hard to understand, even though he does think they are polite. His family in China is well off financially, and he goes home every year. Last year, traveling around China, he did at one point have a part-time job. Bob's boss paid below minimum wage and did not reimburse fully for gas. Bob described one experience on the job. *“I don't have American friends. When I deliver the food, some people are pretty terrible. ... They are silly because they don't even remember their own address. It was hard for me to find their address. Some people live in the poor place can be polite, some live in a rich place but can be really rude...”* In China he says he has many friends, but in the U.S. he has just a few close Chinese friends, and no American friends and says he wants to go back home to China.

Conclusion

Each stage described shows various struggles and different coping strategies that were taken by the students. In the pre-arrival stage, it is evident that setting clear goals or having clear motivational factors positively influenced the adaptation process of the students. The academic success in the U.S. was also dependent on the length of study in the U.S., and for exchange students, the policies of home institutions influenced their academic performance. Also not taking any steps to prepare, and not researching where the students would be studying, clearly inhibited their adjustment. Doing extensive research on the local culture prior to arrival decreases unrealistic expectations, helps set up clear goals, and helps decrease anxiety and stress. Preparing prior to arrival was suggested to be effective by past research done by Gebhard (2010) and Tanaka & Takahama (2013).

During the initial experiences, the adjustment to a new physical environment was difficult. The excitement and high pace of the beginning of the school year, and the freshness of new experiences overshadowed the initial disappointment from America, and Americans not being as how they were expected to be. As has been suggested by Interaction Adaptation Theory, expectations play a major role on our behavior in interactions (Burgoon & Hubbard, 2005). Therefore it would be beneficial to look at these kinds of interactions through the intercultural communication lens, applying IAT to the analyses in subsequent studies. In the culture shock phase, the biggest culture shock revolved around interactions with local Americans, both in academic and private settings.

Students who lived on campus and had American roommates that they got along with had more chances to become friends with more Americans, compared to the students

who lived off campus with other nationals from their own country. The results are consistent with previous research that being an active member in a school organization also contributed to the social adjustment of East Asian students (Toyokawa & Toyokawa, 2002). The factor that inhibited the adjustment process was high expectations, particularly expecting Americans to adjust to norms of the East Asian students' home culture. One of the students during the final interview said that if he was able to go back in time and give himself any advice prior to coming to the U.S., he would say to himself, "Lower your expectations". The majority of the students rated their study experience as positive. However, it is speculated that if local population and international students would have had some inter-cultural communication training, the experiences of both local and all international students would be much more rich and fulfilling.



References

- Barratt, M. F., & Huba, M. E. (1996). Factors related to international undergraduate student adjustment in an American community. *College Student Journal*.
- Berry, J. W., Kim, U., Minde, T., & Mok, D. (1987). Migration Review Studies of Acculturative Stress. *International Migration Review*, 491-511.
- Burgoon, J. K., & Hubbard, A. S. (2005). Cross-cultural and intercultural applications of expectation violation theory and interaction adaptation theory. In W. B. Gudykunst, *Theorizing about intercultural communication* (pp. 149-171). Thousand Oaks, CA: Sage.
- C-, W., & Gansneder, B. (1995). An assessment of class participation by international students. *Journal of College Student Development*, 36, 132-140.
- Chen, G. (1989). Relationship of the dimensions of intercultural communication competence. *Communication Quarterly*, 118-133.
- Chen, G. (1992). Communication adaptability and interaction involvement as predictors of cross-cultural adjustment. *Communication Research Report*, 33-41.
- Church, A. T. (1982). Sojourner Adjustment. *Psychological bulletin*, 91(3), 540.
- Coleman, M. (2013). Emotion and the ultimate attribution error. *Current Psychology*, 71-81.
- Coward, F. I. (2003). The challenge of “doing discussions” in graduate seminars: A qualitative study of international students from China Korea, and Taiwan. *Dissertation Abstracts International*, 64, 1-A.
- Fritz, M. V., Chin, D., & DeMarinis, V. (2008). Stressors, anxiety, acculturation and adjustment among international and North American Students. *International Journal of Intercultural Relations*, 244-259.
- Furnham, A., & Trezise, L. (1982). Social difficulty in a foreign culture: An EMpirical analysis of culture shock.
- Furnham, A., & Trezise, L. (1983). The mental health of foreign students. *Social Science & Medicine*, 17(6), 365-370.
- Gebhard, J. G. (2010). *What do international students think and feel? Adapting to college life and culture in the United States*. Ann Arbor, MI: University of Michigan Press.
- Han, E. (2007). Academic discussion tasks: A study of EFL students’ perspectives. *Asian EFL Journal*, 9(1), 8-21.

Heikinheimo, P. S., & Shute, J. C. (1986). The adaptation of foreign students: Student views and institutional implications. *Journal of College Student Personnel*.

Huang, J. (2006). English abilities for academic listening: How confident are Chinese students? . *College Student Journal Kao*.

Ingman, K. A. (2003). An examination of social anxiety, social skills, social adjustment, and self-construal in Chinese and American students at an American university. . *Dissertation Abstracts International*, , 63, 9-B, 4374.

Lee, D. H. (2005). A qualitative assessment of personal and academic stressors among Korean college students: An exploratory study. *The College Student Journal*, 39(3), 442-448.

Leong, F. T., & Chou, E. L. (1996). *Counseling international students*. Sage Publications, Inc.

Lin, G., & Yi, J. (1997). Asian international students Adjustment: Issues and program suggestions. *College Students Journal*, 473-479.

Liu, J. (2001). *Asian students' classroom communication patterns in U.S. universities: An emic perspective*. Westport Connecticut: Ablex.

Ma, W. (2014). *Chinese international undergraduate students at a US university: A mixed methods study of first-year academic experiences and achievement* . Doctoral dissertation, The University of Utah.

Mori, S. (2000). Addressing the mental health concerns of international students. *Journal of Counseling and Development*, 137-144.

Nishida, H. (1985). Japanese Intercultural Communication Competence and Cross-Cultural Adjustment. *International Journal of Intercultural Relations*, 147-169.

Perkins, C. (1977). A Comparison of the Adjustment Problems of Three International Student Groups. *Journal of College Student Personnel*, 18(5), 382-388.

Putman, I. (1954). Cultural Shock and Communication in International Student Exchange. *The Speech Teacher*, 112-116.

Sapolsky, R. M. (2004). *Why zebras don't get ulcers: The acclaimed guide to stress, stress-related diseases, and coping-now revised and updated*. Macmillan.

Sellitz, C., & Cook, S. (1962). Factors influencing attitudes of foreign students toward the host country. *Journal of Social Issues*, 18 (1) (1962), pp. 7-23.

Swagler, M., & Ellis, M. (2003). Crossing the distance: Adjustment of Taiwanese graduate students in the United States. *Journal of Counseling Psychology*, 50(4), 420.

Tanaka, K., & Takahama, A. (2013). Cross-cultural Adaptation and Use of Social Skills by Japanese Students Studying Abroad. *Longitudinal Study of Students Who Participated in Pre-departure Social Skills Learning Session*.

Toyokawa, T., & Toyokawa, N. (2002). Extracurricular activities and the adjustment of Asian international students: A study of Japanese students. *International Journal of Intercultural Relations*, 26(4), 363-379.

Ye, Y. (1992). *Chinese students' needs and adjustment problems in a US university*. University of Nebraska-Lincoln Ph.D. Decertation.

hou, Y., Frey, C., & Bang, H. (2011). Understanding of international graduate students' academic adaptation to a U. S. Graduate School. *International Education*, 41(1), 76-84.

immermann, S. (1995). Perceptions of intercultural communication competence and international student adaptation to an American campus. *Communication Education*, 321-335.

The logo for the International Association for the Advancement of Interpersonal Relationships (iafor) is centered on the page. It features the word "iafor" in a light blue, lowercase, sans-serif font. The text is enclosed within a circular graphic composed of two concentric, slightly irregular arcs. The outer arc is a light blue color, and the inner arc is a light red color, creating a stylized circular frame around the text.



Analysis of Linguistic Features and Functions in News Editorial Discourse Related to Social Issues in the ASEAN Community

Nanthiya Silachai, Khon Kaen University, Thailand
Kornwipa Poonpon, Khon Kaen University, Thailand

The Asian Conference on the Social Sciences 2016
Official Conference Proceedings

Abstract

News editorials are embedded with editors' critical views on current issues. To convince the editors' views through news editorials, different levels of discourse are the key of news editorial production. The use of linguistic features and functions served as an important element in contributing news editorials since they are used to show editors' thorough viewpoints on a critical or controversial issue. There has been a growing body of research on the use of linguistics and its functions. However, most of these discourse studies have focused on some critical issues happening in one country. Studies on linguistic features and functions in co-occurred issues among different countries were still scarce. Therefore, this study sought to shed some light on the linguistic features and functions employed in news editorial discourse related to one critical issue – human trafficking – that has been found in many countries in ASEAN and has been widely discussed in different ASEAN presses. Systemic Functional Linguistics was used as an instrument to analyze five news editorials related to Rohingya people. The study revealed that news editorials mostly contained ideational function, logical function and experience. News editorial discourse contained all types of processes under ideational metafunction. The most employed process was material process while behavioral process was not found in some news editorials. In addition, the interpersonal function was found in different forms of mood. The declarative mood, imperative mood, and interrogative mood were included in each news editorials. However, identifying the exact meaning of interpersonal function carried some difficulties since news editorials were a written text with one-way communication. News editorial discourse contained different functional use of language. Each news editorial from different presses has their own stylistic use of language to convey its viewpoint.

Keywords: Linguistic Features, Linguistic Functions, News Editorial Discourse, Systemic Functional Linguistics, Human Trafficking

iafor

The International Academic Forum
www.iafor.org

Introduction

Newspaper is considered as a powerful source of information in a written form (Cissel, 2012). The information in newspaper can be published in different kinds of news including news reports, featured articles, and news editorials (Danesi, 2009, Fowler, 1991, and Reitz, 2004). Each kind has its own communicative purposes. For instance, news reports aim to present a short report of new information and current events, while featured articles represent the depth information of specific events, subjects, or people. Unlike the prior kinds, news editorials publicize editors' views discussing issues related to social interests such as politics, culture, and social issues (Danesi, 2009 and Turow, 2014). Since different kinds of news contain different communicative purposes, the discourse used in news seems to be different as well.

The written discourse used in news reports and featured articles is obviously different from the discourse used in news editorials (Franklin, 2008). The differences rely on comprehension of language, explicit and implicit written language, and linguistic features (Conboy, 2007). Firstly, the language used to report fact in news reports and featured articles is direct. The readers also gain the direct meaning from the sent message. As a descriptive language containing explicit meaning, news reports and featured articles comprise unbiased and unambiguous language. On the other hand, with the aims to convince the readers on social interest issues, news editorials contain the use of implicit language to express the editors' critical views and to accomplish the editors' goal. In this kind of news, the editors mostly use persuasive language, narrative language, and linguistic perspective, to claim the editors' opinions (Fowler, 1991). The language is sometimes implicitly interpreting rely on different writing style of editors. News reports and featured articles are produced in what they meant to convey. Reading news editorials may not be the same.

Besides news comprehension, the discourse used to claim the editors' point of view is to concern (Van Dijk, 1988). This aspect can be based on both the editors' point of view and the readers' standing point. From the editors' point of view, language used to convey the opinion is considered as a language conveying the editor's attitudes, thoughts, and belief (Fowler, 1991). Apart from that, when the readers read news editorials, they are to understand the language as well as understand the meaning underlying the language (Christopher, 2007). Language of news editorials contains editors' attitude and points of view both of which are not explicitly stated. In brief, news editorials include different aspects with specific discourse used to deliver editors' intention and influence readers' attention (Fowler, 1991).

The discourse used in news editorials is able to influence public opinions due to numerous aspects (Van Dijk, 1988). News editorials discourse contains the description of language units which is the relations between its features and functions (Baker and Ellece, 2011). These units are employed to explain the systemic and implicit discourse used in news editorials (Van Dijk, 1988). Since the production of news editorials consists of a number of discourse aspects, to comprehend discourse used in news editorials is to gain mutual comprehension between the editors and the readers.

One aspect under the study of discourse has been known as discourse analysis (Cotter, 2010). Discourse analysis is related to the language use at a discourse level covered in communicative functions (Cotter, 2010). The study of discourse focuses on linguistic

units which are both meaning and structure. As a communicative function, discourse analysis lays an emphasis on the relations of how people express or exchange thoughts through the messages. In attention to discourse, the meaning of delivered message is beyond the text or sentence influenced by different backgrounds in social context (Baker and Ellece, 2011, Cook, 2011, and Van Dijk, 2008). Van Dijk (2008) further pointed out that discourse is an important tool to connect the meaning of text with the expression of ideas as well as to understand the systemic use of language in different contexts, e.g. social and cultural context. Due to different concepts and thoughts and different contexts of the readers, one message can be interpreted into different meanings (Paltridge, 2006). Discourse analysis has been conducted in a variety of contexts with the relations between communication and society. (Van Dijk, p. 111, 2008).

Throughout the development within the domain of discourse analysis, news editorial discourse analysis seems to gain more interests thanks to different stylistic use of discourse (Cotter, 2010). The study of news editorial discourse has emerged as one of the interesting topics. Since news editorials can have powerful influences on the readers' thought, attitude, and beliefs, there might some misunderstandings owing to a different background of thought. Employing discourse analysis can help explain and discover the impact of its content (Cotter, 2010). Without doubt, discourse analysis plays a key role as a tool to review unanswered questions of discourse used in social practices, i.e. news editorials (Johnstone, 2008).

Among a number of studies related to the analysis of news editorial discourse, most of previous studies focused on two aspects. Firstly, most of them relied on analysis of written discourse in content specific fields of linguistics such as content analysis. Secondly, previous studies seemed to center on particular issues in individual countries, the study about one topic in only one country (Chakorn, 2008, and Sangiamwibool and Kumsorn, 2013). There is yet no study investigating the same social issues across different countries. Thus, there are still a room for news editorials studies centering on the use of linguistic features and functions so as to find the stylistic use of discourse from news editorials related to social issues among different countries.

News editorials are concerned with diverse issues such as economics, politics, international relations and social issues. One of the most concern issues is social problems in the countries that are numerous and always crucial, – e.g. inequality, religious, violence, and human trafficking (Bangkok Post and The Nation, 2015). One issue which affects individual country and international relations is human trafficking (Thai Khu Fah Journal, 2015). Remarkably, there was the memorandum of understanding (MOU) on anti-trafficking among ASEAN countries that Thailand has to eliminate the trafficking of people in the country but the resolution is still too weak (International Organization for Migration, n.d.). This issue impacted Thailand's stability and turned to be more crucial when Thailand has been reported as the Tier3 Watch List as indicated in Trafficking in Persons Report 2014 in July, 2014, by Department of State, United States of America. For this reason, human trafficking can be regarded as the concerned trouble which has been discussed through different opinions in media, especially news editorials which contains the authors' attitudes.

On May 2015, human trafficking was viewed as another urgent trouble since boat carrying Rohingya refugees floated on the boundaries of ASEAN countries (The Guardian, 2015). This issue needs to be urgently resolved. So, the trouble attracted considerable interests among countries in ASEAN community. At that time, the issue of the Rohingya people was counted as the social interest issues. News editorials on human trafficking related to Rohingya contained the author's multiple views. In order to perceive the information with opinions and attitudes of the ASEAN countries in human trafficking, news editorial plays a role as another source of information embedded with multiple viewpoints.

In particular, an investigation of discourse can be employed to reveal such important social issues as human trafficking encountered in different countries may bring more understanding of the issue via the stylistic use of language. To address the gap, it is worth to investigate the use of discourse in news editorials discussing the social issue, but written by authors with different cultural background and published in different presses in ASEAN countries.

Objective of the Study

The study aimed to analyze the use of discourse in news editorials related to human trafficking, published in online newspaper of ASEAN countries during May 2015.

Research question

- What linguistics features and functions are employed in news editorials related to human trafficking published in ASEAN countries' online newspaper?

Materials and Methods

The present research collected the news editorials related to human trafficking published in three ASEAN countries: Indonesia, Malaysia, and Thailand. These countries have been confronted common problems, i.e. Rohingya refugee. The selected news editorials were from three news cites: The Jakarta Post (<http://www.thejakartapost.com>), New Straits Times Online (<http://www.nst.com.my/>), and The Nation (<http://www.nationmultimedia.com>) from Indonesia, Malaysia, and Thailand respectively.

Five news editorials gathered from three news site were titled as follows:

- 1) An ASEAN emergency published by The Jakarta Post on May 18, 2015;
- 2) Stop human trafficking published by New Straits Times Online on May 11, 2015;
- 3) Yangon must act responsibly published by New Straits Times Online on May 18, 2015;
- 4) Does Asean know the meaning of 'emergency'? published by The Nation on May 19, 2015; and
- 5) Handling of Rohingya issue was embarrassing published by The Nation on May 24, 2015.

Conceptual Framework

To address the research objective and answer the research question, this study was based on the framework of Systemic Functional Linguistic, the functional theory developed by M.A.K. Halliday, Linguistics Professor at the University of Sydney, Australia. Based on SFL, it is to focus on the functions of language use to grasp communicative processes in social practice between the sender – the productive discourse – and the receiver within the different contexts (Bartlett, 2010). The interpretation of meaning in communicating is specified by different functions according to different modes of meaning which could be categorized as three metafunctions: ideational, interpersonal, and textual (Morley, 2000). These metafunctions also identify the meaning of text in the sentence under the clause structures (Egins, 2004).

- 1) **Ideational metafunction** – experiential and logical – primarily realizes on its meaning both outer and inner meaning deal with people, things, and events.
- 2) **Interpersonal metafunction** mainly concerns on the meaning related to interpersonal relations.
- 3) **Textual metafunction** mainly focuses on its expression, context: the link of ideas between speaker and their own experience.

According to SFL, ideational is concerned with on the language use to express the experience, the relations of one to another, while interpersonal is pertinent to the negotiating social relations on the interaction of people in society, and textual concerns on the information that used to communicate where ideational and interpersonal were gathered for interconnection (Martin and White, 2005).

Data Analysis

To find out the linguistic features and functions, SFL was used as a framework to review the discourse used in news editorials including ideational metafunction and interpersonal metafunction. Ideational metafunction and interpersonal metafunction defined the linguistic functions found in the clause or the sentence. Moreover, to focus on its linguistic features, TRANSITIVITY and MOOD were included. Textual metafunction was not included in this analysis because textual metafunction consisted of ideational and interpersonal metafunction.

Firstly, the linguistic functions were considered through its definition. The sentences related to the interpretation of logical contents included experience were identified as ideational function. In addition, the sentences consisted of social interaction or social relations and modality were categorized as interpersonal function.

For interpersonal metafunction, the sentences that were categorized as an interpersonal meaning consisted of the act of **interaction** and the exchange of **personal mediation** (Morley, 2000). Morley further pointed out that the main key of this metafunction focused on the relations between writers' positions and the topics divided into two elements, social interaction and personal mediation or modulation. The social interaction is based on how to construct and maintain social relations comes with three elements.

- (1) Instrumental interaction: discourse that influences behavior in the form of command, request, suggestion, offer, and will/wish;
- (2) Informational interaction: discourse that gives/seeks information in statement, question, and exclamation; and
- (3) Expressive interaction: discourse that is produced through exclamations without contents.

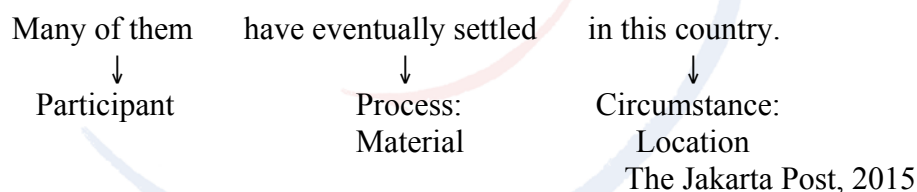
Moreover, the personal mediation or modulation delivers authors' attitudes as well as the way to interact with each other including personal attitudes or assessment, express author attitude, and reference. The interpersonal metafunction sometimes expresses through ideational.

For example,

Of course, slavery in the sex trade is a familiar tale. (*Personal attitude*)

Secondly, ideational metafunction is grammatically explained as TRANSITIVITY consisting of participant, process, and circumstance (Bloor and Bloor, 2004 and Matthiessen, et al., 2010). The **participant** is mostly found in subject or complement of the sentence within the particular process. The **process** is mostly conveyed through main verb that can be grouped into six sub-categories: material process, mental process, relational process, verbal process, existential process, and behavioral process. Finally, the **circumstance** represents as one of function among the clause which helps modify participant and process.

The collected news editorials were analyzed by the sentence and identified by coding symbols in order to find the impact of meaning of each news editorial. The example is shown below.



Interpersonal metafunction is in relations to MOOD which identifies modality in the sentence. The meaning explains the way people interact with each others as well as their position and the role in society. In addition, the subject analysis focused on the relations between writer's position and the topic including in declarative sentence, imperative sentence, and interrogative mood (Patpong, 2008).

Under the analysis, the clauses and sentences representing linguistic features and functions were coded through different metafunctions. In one news editorial, the employed linguistic components were specified among the clauses. Elements found in news editorials were calculated as a percentage. The metafunction found in news editorial led to show the similarities and differences of news editorials from each press.

Result and Discussion

The issue on human trafficking, the Rohingya refugee, has been considered among ASEAN countries, especially Indonesia, Malaysia, and Thailand, as a controversial issue. Five news editorials related to human trafficking from those three countries were collected: one news editorial from The Jakarta Post, two news editorials from New Straits Times Online, and the other two from The Nation. The news editorials were titled related to Rohingya people published on May 2015.

The present study revealed the use of discourse in news editorials into two points: linguistic features and linguistic functions.

The linguistic features found in news editorial can be described into two categories. That is the discourse use through ideational metafunction and interpersonal metafunction. The features were used to identify the process representing the act of an individual country. Table 1 presents the percentage of each process found in news editorials. There were the same trends of processes found in each news editorials. The study demonstrated that of all processes, material process was mostly found with the highest percentage which can imply that most of the used discourse contained the information of doing words, e.g. flee, abandon, take, allow, which were the action or response toward the issue on human trafficking.

Process	The Jakarta Post	New Straits Times Online		The Nation	
	An ASEAN Emergency (N = 36)	Stop human trafficking (N = 40)	Yangon must act responsibly (N = 51)	Does Asean know the meaning of 'emergency'? (N = 53)	Handling of Rohingya issue was embarrassing (N = 69)
Material	69.44%	47.50%	68.63%	67.92%	46.38%
Mental	11.11%	15.00%	0.00%	11.32%	10.14%
Relational	13.89%	32.50%	23.53%	16.98%	30.43%
Verbal	8.33%	5.00%	0.00%	1.89%	4.35%
Existential	8.33%	7.50%	1.96%	3.77%	5.80%
Behavior	8.33%	0.00%	1.96%	0.00%	1.45%

Table 1 The percentage of process found in news editorials

In addition, the result revealed that the interpersonal function found in news editorials was expressed through different kinds of mood. The most found mood was declarative mood, followed by imperative mood, and interrogative mood respectively. However, there were some differences. Even if the findings showed the common trend of the moods found in news editorials, the mood in News Straits Times Online was different. Inferior to declarative mood, the highest imperative mood found in The Nation's news editorial with the use of demand or request sentences toward Rohingya issue. For example,

"With Malaysia now pushing to bring the issue to the table again, member-countries should resist the temptation to play the blame game."

The Nation, 2015

Moreover, one news editorials published by New Straits Times Online found the highest percentage of the interrogative used in news editorial. Most of sentence found in this news editorial contained a number of questions that asked for the action from individual country by the use of question of possibility, or wh- question. For example,

“And, if they agree will they, firstly, restore to the Rohingyas their right to citizenship and, secondly, will they promise to protect them from the genocidal violence from which the Rohingyas are escaping?”

News Straits Times Online, 2015

The detail of mood found in each news editorial was shown in Table 2.

Mood	The Jakarta Post	New Straits Times Online		The Nation	
	An ASEAN Emergency (N = 19)	Stop human trafficking (N = 24)	Yangon must act responsibly (N = 25)	Does Asean know the meaning of ‘emergency’? (N = 29)	Handling of Rohingya issue was embarrassing (N = 29)
Declarative	78.95%	87.50%	68.00%	65.52%	68.97%
Imperative	21.05%	8.33%	8.00%	31.03%	24.14%
Interrogative	0.00%	4.17%	24.00%	3.45%	6.90%

Table 2 The percentage of mood found in news editorials

Moreover, the most of function found in all collected news editorials was ideational function at 73.02 in percentage while interpersonal function was 26.98. These numbers indicated the linguistic functions found in news editorials. Most of them contained experience or logical use through language expression with a small number of interaction or interpersonal interaction, which is interpersonal function.

The results indicated the trend of discourse found in news editorial. The material process and declarative mood were most found in the news editorials to inform and discuss on things happened. Most of the words used to express the action were situated as doing words. In addition, the declarative mood was used to inform or state the information that mostly found in narrative texts.

Conclusion

This study analyzed the use of discourse in news editorials related to human trafficking – a co-occurring issue between Indonesia, Malaysia, and Thailand – based on Systemic Functional Linguistics. From the overview, news editorial content, it mostly contained ideational function which provided the logical or experience of that topic. News editorial discourse contained all types of processes under ideational metafunction that revealed linguistic features and functions in news editorials. In addition, in the ideational view, the result revealed the same trend among five news editorials. The most employed process was material process, followed by relational process while mental process, verbal process, and behavioral process were not found in some news editorials. In addition, the interpersonal function was found in a

different form of expression. There were some questions and references included in news editorials. For instance, there were the questions for the action of an individual country as well as the references that referred to others' words or others' incidents related to Rohingya. However, there were some difficulties to understand the meaning of interpersonal function as news editorials are written texts. It is available for one-way communication. It can be concluded that there were different functional uses of language found in the collected news editorial discourse. All of them provides critical meaning to the readers. Each news editorial from different presses has its own stylistic use of language to convey its viewpoint.



References

Bangkok Post. (2015). Retrieved from www.bangkokpost.com.

Baker, P. and Ellece, S. (2011). *Key Terms in Discourse Analysis*. London and New York: Continuum International Publishing Group.

Bartlett, T. (2010). Towards intervention in Positive Discourse Analysis in Coffin, C. et al. (2010). *Applied linguistics methods: a reader: systemic functional linguistics, critical discourse analysis and ethnography*. London; New York: Routledge; Milton Keynes, UK: The Open University.

Bloor, T. and Bloor, M. (2004). *The Functional Analysis A Hallidayan Approach*. Second Edition. New York: Arnold.

Chakorn, O. (2008). Understanding professional English texts through systemic functional linguistics: an analysis of the metafunctions in corporate business discourse. Bangkok: Graduate School of Language and Communication, National Institute of Development Administration.

Christopher, K. P. (2007). *The complete idiot's guide to journalism*. Alpha.

Cissel, M. (2012) Media Framing: A Comparative Content Analysis on Mainstream and Alternative News Coverage of Occupy Wall Street. *The Elon Journal of Undergraduate Research in Communications*, 3, 67-77.

Conboy, M. (2007). *The Language of the News*. NY: Routledge.

Cook, G. (2011) cited in Downes, W. (1998). *Language and Society*. 2nd edition. pp 9 – 15. UK: Cambridge University Press.

Cotter, C. (2010). *News talk: investigating the language of journalism*. Cambridge; New York: Cambridge University Press.

Danesi, M. (2009). *Dictionary of Media and Communications*. New York: M.E. Sharpe, Inc.

Eggins, S. (2004). *An Introduction to Systemic Functional Linguistics*. 2nd Edition. New York and London: Continuum International Publishing Group.

Fowler, R. (1991). *Language in the news Discourse and ideology in the press*. London: Routledge.

Franklin, B. (2008). *Pulling Newspapers Apart*. London and New York: Routledge.
Gitt, W. (2000). *In the Beginning was Information*. English edition. Bielefeld: Christliche Literatur-Verbreitung.

Halliday, M.A.K. and Matthiessen, C. M.I.M. (2004). *An introduction to functional grammar*. London: Arnold; New York: Oxford University Press.

International Organization for Migration. (n.d.). *ASEAN and Trafficking in Persons: Using Data as a Tool to Combat Trafficking in Persons*. Jakarta: Indonesia.

Johnstone, B. (2008). *Discourse analysis*. Second edition. MA: Blackwell.

Kumsorn, P. (2014). *A Linguistic Analysis of AEC News in an English Newspaper for Language Learning and Teaching*. Journal of Education and Vocational Research. Vol. 5, No. 2, p.73-84.

Martin, J.R. and White, P.R.R. (2005). *The language of evaluation: Appraisal in English*. New York: Palgrave Macmillan.

Matthiessen, C.M.i.M. et al. (2010). *Key terms in Systemic Functional Linguistics*. London; New York: Continuum International Publishing Group.

Morley, G. D. (2000). *Syntax in Functional Grammar An introduction to lexicogrammar in systemic linguistics*. London and New York: Continuum.

New Straits Times Online. (2015). Retrieved from www.nst.com.my/.

-Paltridge, B. (2006). *Discourse Analysis: An Introduction*. London: Continuum.

Patpong, P. (2008). *Language of Persuasion: An Analysis of Selected Samples from Talisman Advertisements*. Systemic Functional Linguistics in Use, OWPLC 29, p.633 – 664.

Reitz, Joan M. (2004). *Dictionary for Library and Information Science*. Library Books and Monographs. Book 1. Westport and Connecticut: Libraries Unlimited.

Thai Khu Fah. (2015). Volume 22. The Royal Thai Government. Thailand.

The Guardian. *Malaysia tells thousands of Rohingya refugees to 'go back to your country'* retrieved from www.theguardian.com/world/2015/may/13/malaysia-tells-thousands-of-rohingya-refugees-to-go-back-to-your-country on May 13, 2015

The Jakarta Post. (2015). Retrieved from www.thejakartapost.com.

The Nation. (2015). Retrieved from www.nationmultimedia.com.

Turow, J. (2014). *Media today mass communication in a converging world*. Fifth edition. New York and London: Routledge.

Van Dijk, T. A. (1988). *News Analysis Case Studies of International and National News in the Press*. New Jersey: Lawrence Erlbaum Associates.

Van Dijk, T. A. (1988). *News as Discourse*. New Jersey: Lawrence Erlbaum Associates.

Van Dijk, T. A. (2008). *Discourse and context*. UK: Cambridge University Press.



This Research of Users' Emotional Responses to Interactive Advertisements in Waiting Space

Pung Yu Chen, National Yunlin University of Science and Technology, Yunlin
Li Shu Lu, National Yunlin University of Science and Technology, Yunlin

The Asian Conference on the Social Sciences 2016
Official Conference Proceedings

Abstract

Advertisements that can evoke emotional responses from users have been proven to be more successful than their counterparts as they engage the user in a way that allows their message to be heard. This study focuses on the use of non-commercial public service advertising in intelligent waiting spaces over recent years. It analyzes the emotional response of users in waiting spaces with different types of interactive advertising.

Based on the three-factor theory of emotion, pleasure, arousal, dominance, and the cognitive dimension of advertising attitudes, this study focuses on the relationship among the subjects' emotional responses towards advertisements. It examines their first layer towards interactive advertisements as well as their second layer reactions caused by cognitive effects. First, beginning with initial case studies and analysis of scene interactive advertisements and induction interactive advertisements. Users were subsequently interviewed and asked about their first layer towards interactive advertisements, as well as their second layer reactions after cognition. Finally, using cross analyzed for emotional responses between the scene interactive advertisements and induction interactive advertisements.

Results showed that scene interactive advertisements generated a higher level of pleasure and dominance in users' first layer than induction interactive advertisements. However the level of dominance generated was lower. After cognition, during the second layer phase, the arousal reaction was lower in induction interactive advertisements, yet the pleasure reaction was higher. Finally, results showed that second layer towards scene interactive advertisements generated the highest responses.

Keywords: Interactive Advertising, Emotional reactions, Emotion measurement, Advertising attitudes, Waiting space

iafor

The International Academic Forum
www.iafor.org

Introduction

1.1 background and motivation

According to the Ministry of Transportation and Communications survey that the bus is most popular public transit in Taiwan, is 6% of the other public transit. Taichung is the midland of Taiwan, it is the important position of economy and transport, by policy promotes bus market share sustainable growth for 5 years. Hope the future through the promotion of transportation construction can build intelligence transportation system, to achieve the goal of wisdom life. 2016 WORLD DESIGN CAPITAL in Taipei planning 16 plans for city remodels which proposed for public service facilities intelligence. One of it is 『Intelligent public service facilities: bus shelters, bus stop』, It's for user needs to improve the old shelters, combined with wisdom and humanity science and technology to create the smart, forward-looking street. Hope to combine humanity, wisdom of science and technology, to improve the old shelters.

1.2 Purpose

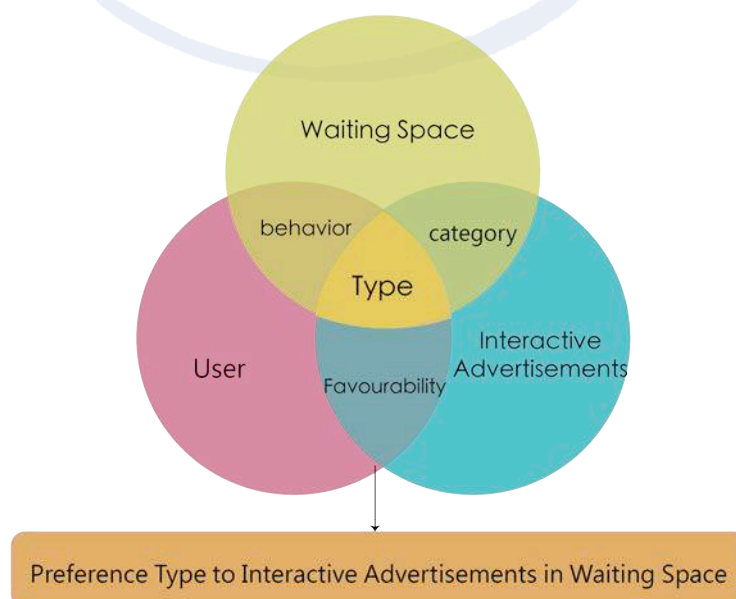
There are less interactive advertisements in Taichung waiting space. Most of the waiting space-related research was not involved for the interactive advertisements.

Finally, the study's purposes of column as follows:

- (1) Observe user behavior in waiting space ;
- (2) Survey for users preferences of interactive advertising ;
- (3) Proposed a suitable interactive advertising recommendations in waiting space.

1.3 Conceptual Framework

This study will explore for user behavior in waiting space, user's favorability of interactive advertisements and interactive advertisements category in waiting space. To explore the types of interactive advertisement's by user behaviors, categories and preferences.



Literature Review

2.1 Overview of Interactive Advertising and Exhibition Display Technology

The interactive advertisements is an interact between advertisings and recipient, uses human emotions to get people's attention and interest. (呂冠瑩, 2000) When more interaction user participation, acceptance and identity will increase. To improve customer satisfaction, must provide more information to content and communication. So the tradition one-way messages spread into two-way propagation mode. Ministry of Economic Affairs in Taiwan definition a word of "Exhibition Display Technology", it use "display environment" and "audience experience" to provide the service. And it can be used in commercial, service, exhibition, museum and other large exhibition.

2.2 Interactive Technology

More and more interactive advertising using digital outdoor media to convey the messages and promote the concept. Users can choose the contents he want to see, Advertisers promotion services and ideas to user by the interactive media.

There are two features for Interactive advertising:

1. You can use by single or multiplayer, people who not participant were also affected and resonate.
2. When you are interactive with media, it will affect the next user.

2.3 Interactive Case Analysis

This study collected about 16 cases of interactive, most of them are display on the street or the waiting space.

	Case name	Years	Display Place	Design Group	Source
01	Scent Globe	2015	UK/Airport	Heathrow	Internet
02	Unbelievable Bus Shelter	2014	UK/Shelter	AMV BBDO	Youtube
03	The Ad That Could Blow You Away	2014	SE/Subway	Clear Channel	Youtube
04	快樂 Song 販賣機	2014	TW/Street	藝次元互動科技	Internet
05	Plan UK Interactive Bus Stop	2014	UK/ Shelter	Clear Channel	Youtube
06	The Dancing Traffic Light	2014	PR/Street	Smart	Youtube
07	「UP! UP! 月台」舉牌小人	2014	TW/MRT	Taipei Government	Internet
08	動元素音樂階梯	2013	TW/MRT	動元素	Youtube
09	白蘭氏啟動夢想	2013	TW/Street	叁式	Youtube
10	Small World Machine	2013	ID, PW/Street	Coco-cola	Youtube
11	可口可樂跳舞販賣機	2012	KR/Street	Coco-cola	Youtube
12	全民億起拍	2012	TW/ THSR	THSR	Youtube
13	Pick n' Play	2011	SE/Street	DDB	Youtube
14	叩叩! 人孔蓋藝術互動裝置	2011	TW/Subway	Taipei Government	Youtube
15	HomePlus Subway Virtual	2011	KR/ Subway	Cheil	Youtube

	Store				
16	Nike Dunk	2011	TW/Store	Medialand	Youtube

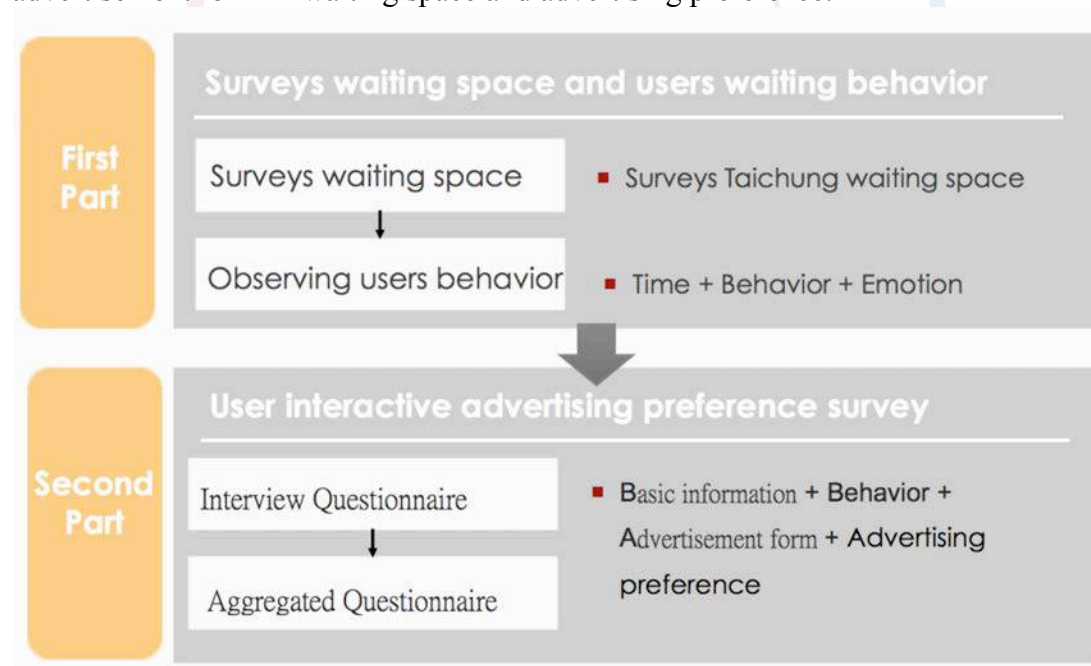
2.4 Environmental psychology and user behavior

Interaction between people and the environment calls Environmental Psychology, when the environment change, the experience and behavior will change by the environment. People use these experiences to improve the human environment design process and other environment-related issues. (Hwang, Kim and Jeng, 2000, 徐磊青、楊公俠, 2005) Advertisers adopt environmental media were because this type of advertising allows consumers to get surprised. (White, 2004; Barnes, 1999; 曾榮梅, 2011) Environmental behavior proposed to explore human environment consciousness (physiological response), and environmental awareness (mental reactions), explore different user needs and behavior. (黃耀榮, 1989)。

Research Methods

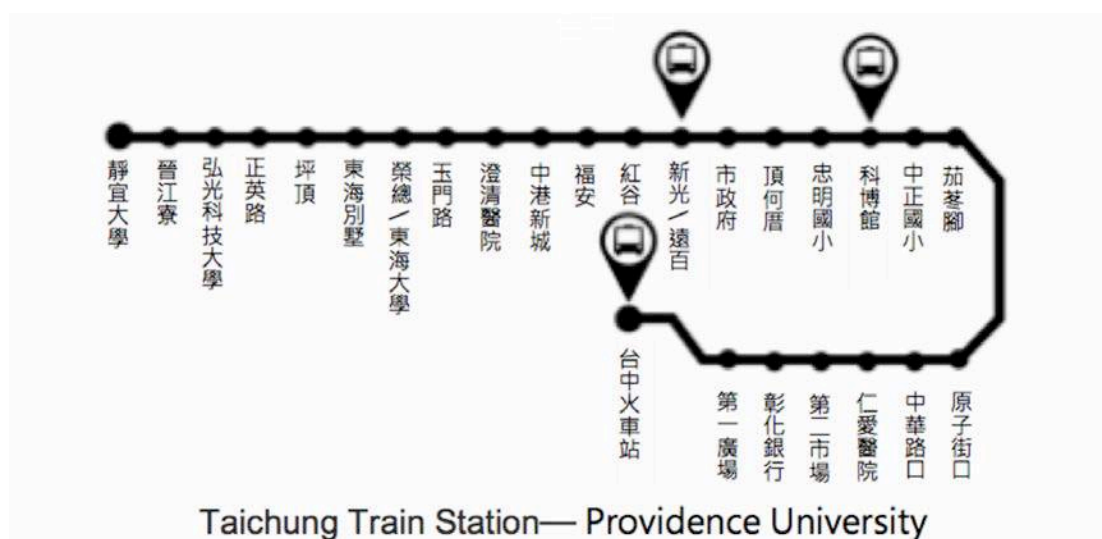
This study's methods is divided into two phases:

First, is a survey the Taichung waiting space and observing the users behavior of waiting behavior. Second, user interactive advertising preference survey, use interview questionnaire to investigate user's basic information, waiting behavior, advertisement form in waiting space and advertising preference.



Findings

Taiwan Blvd is the main bus line in Taichung; it has 27 station below this page. This study will use purposive sampling to select three crowd bus shelter to observed, is Shin Kong Mitsukoshi Department Store, National Museum of Natural Science and Taichung Train Station.



4.1 First Part Waiting Space Survey

Taichung waiting space can be divided into three categories;

1	Simply bus stop	
2	Canopy type shelters	
3	Brt Station	

Three different type of waiting space analysis;

	Numbers of people	Waiting time	Permanent	Location	Universality	Fit to set Interactive Media
Simply bus stop	Less	Long	Long	One the small road	General	No
Canopy type shelters	General	General	Long	One the big road	General	Yes
Brt Station	More	Less	It's possible to dismantle	Only on Taiwan Blvd	Less	Yes

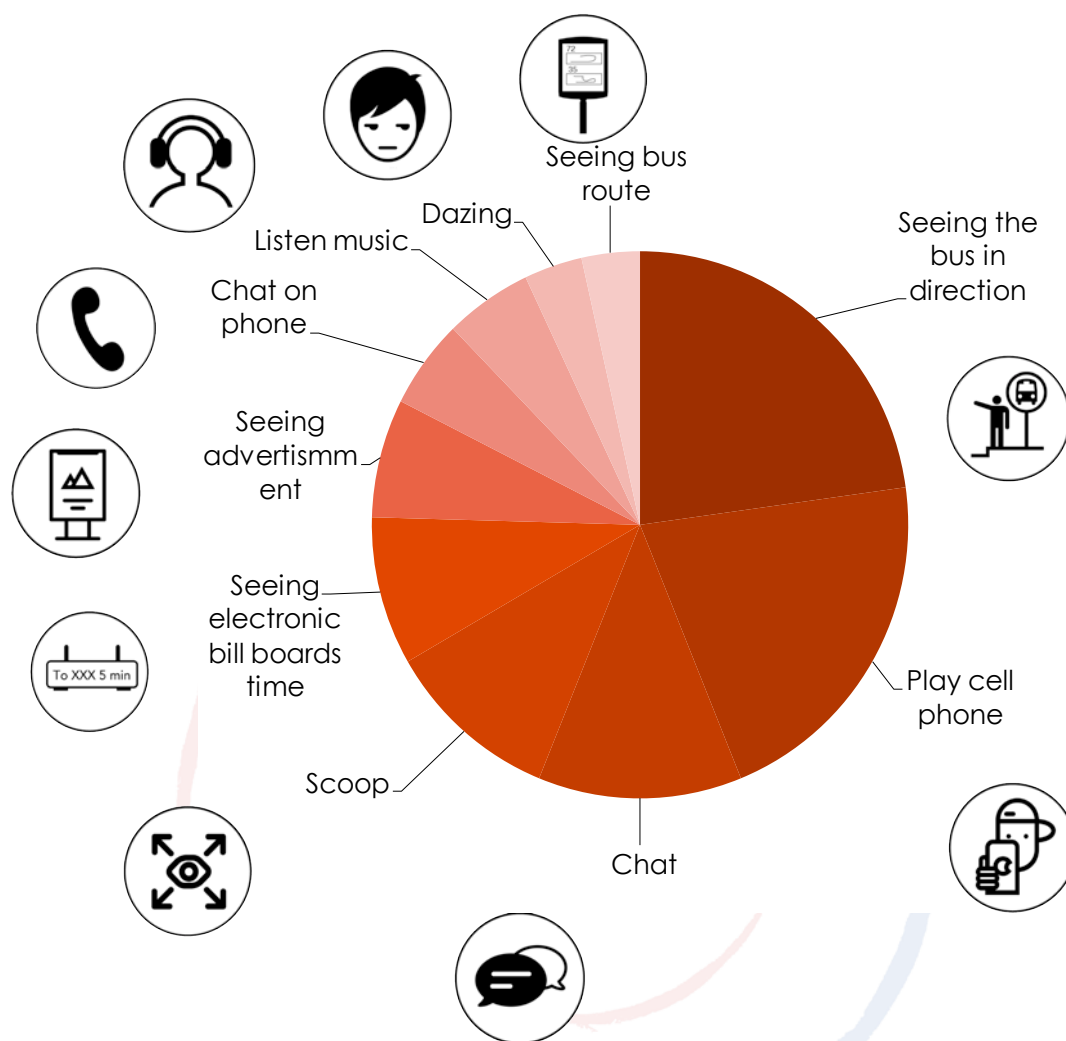
The results showed that Canopy type shelters are most suitable place for this research. Because of the Simply bus stop didn't have shelter, it's not suitable for setting media equipment. Although Brt Station is better, but the permanent and universality not better than Canopy type shelters. So I choose Canopy type shelters for this study's research place.

Will choose Taiwan Blvd's three stops to observing users behavior, and I observed about 36 people.



The study found that observation of behavior could be divided into 10 kinds, respectively: 1. Seeing Advertisement 2. Playing cellphone 3.chat 4.scoop 5.dazine

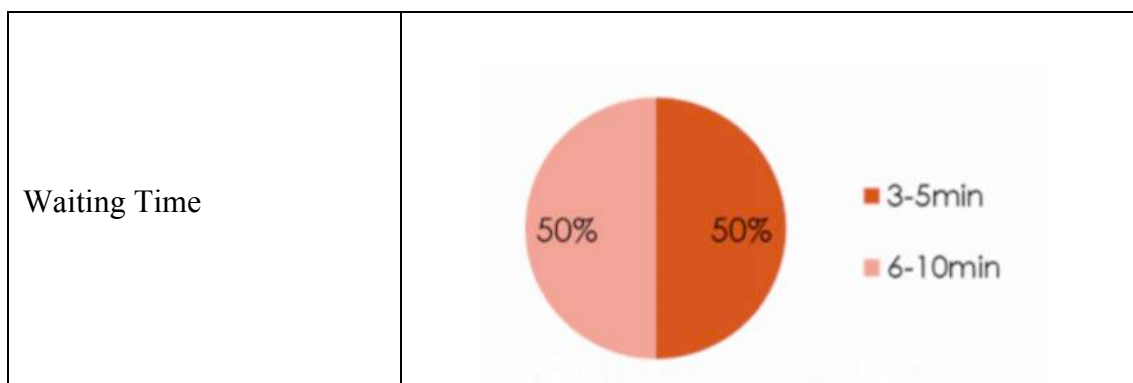
6.seeing electronic billboards time 7. Seeing the bus in direction 8. Seeing bus route
9.talking on the phone 10. Listening to the music.

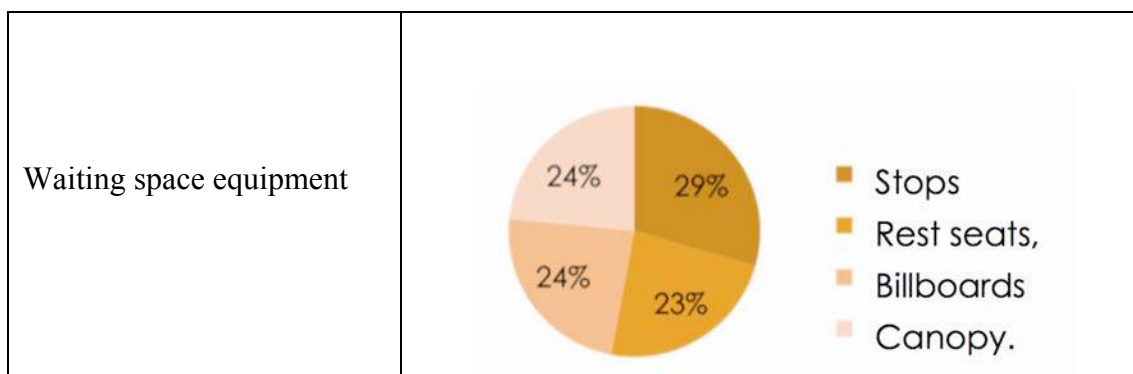


Waiting Behavior

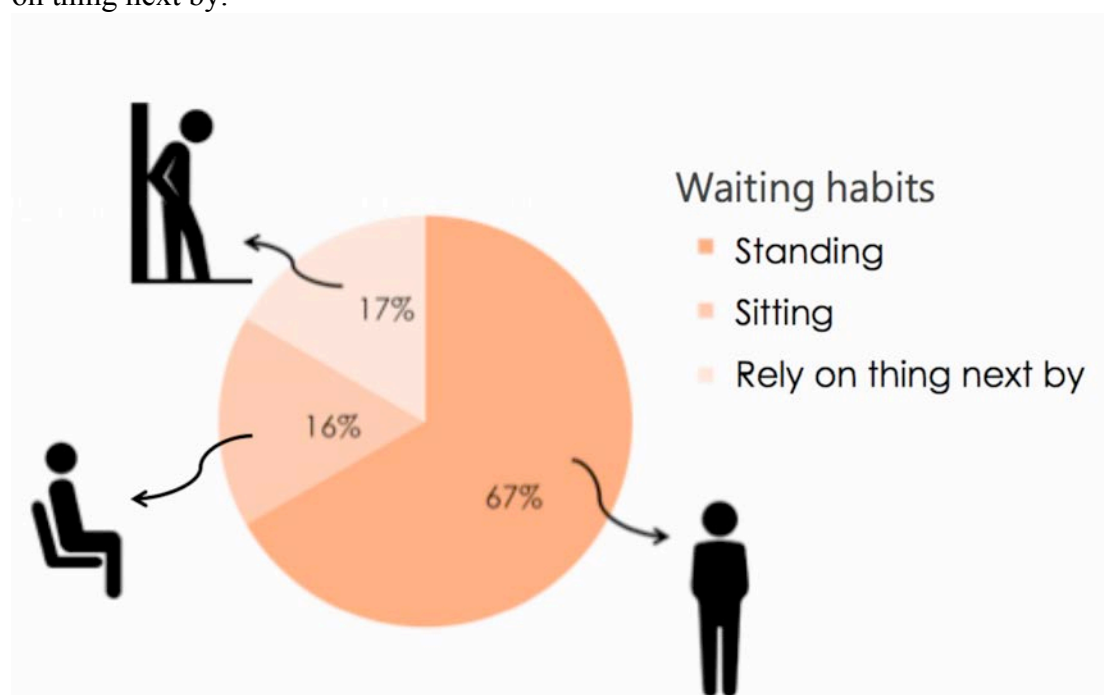
4.2 Second Part Interview Questionnaire Result

People waiting for the bus for about 3-5 minutes and 6-10 minutes. Most Bus Shelters Waiting space equipment has stops, rest seats, billboards, and canopy.

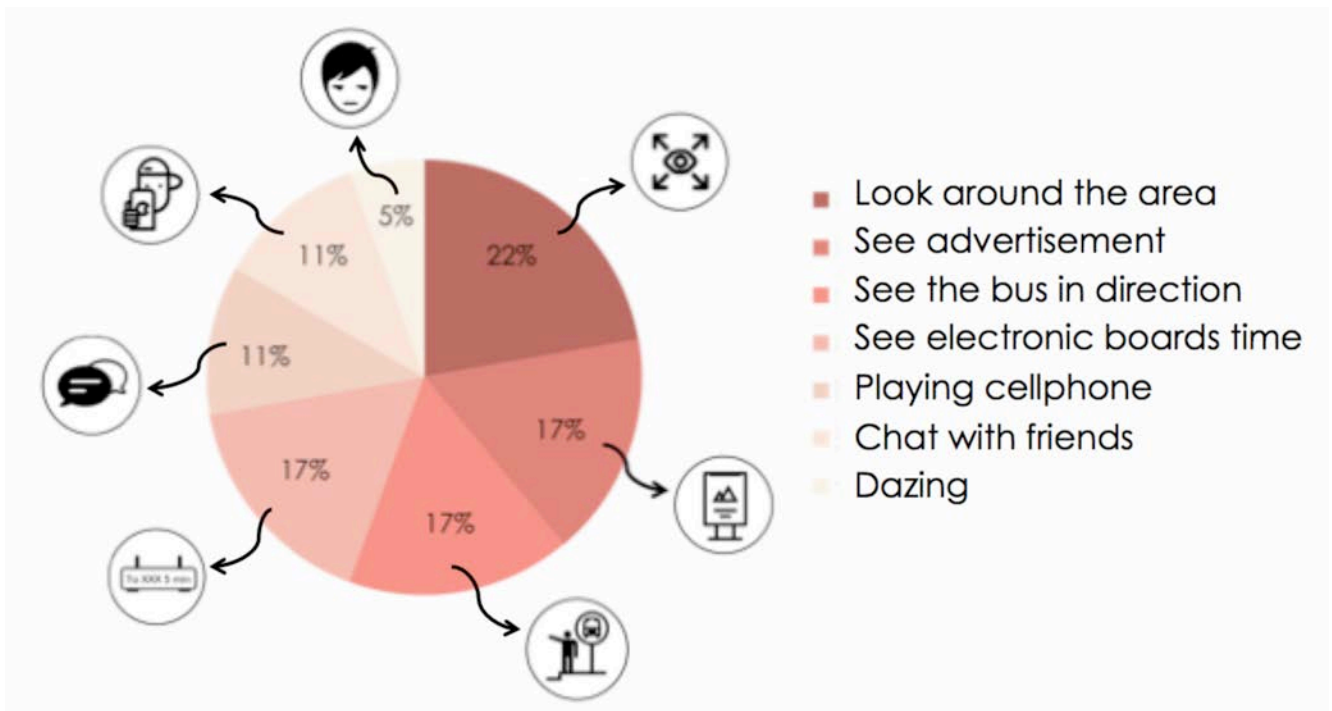




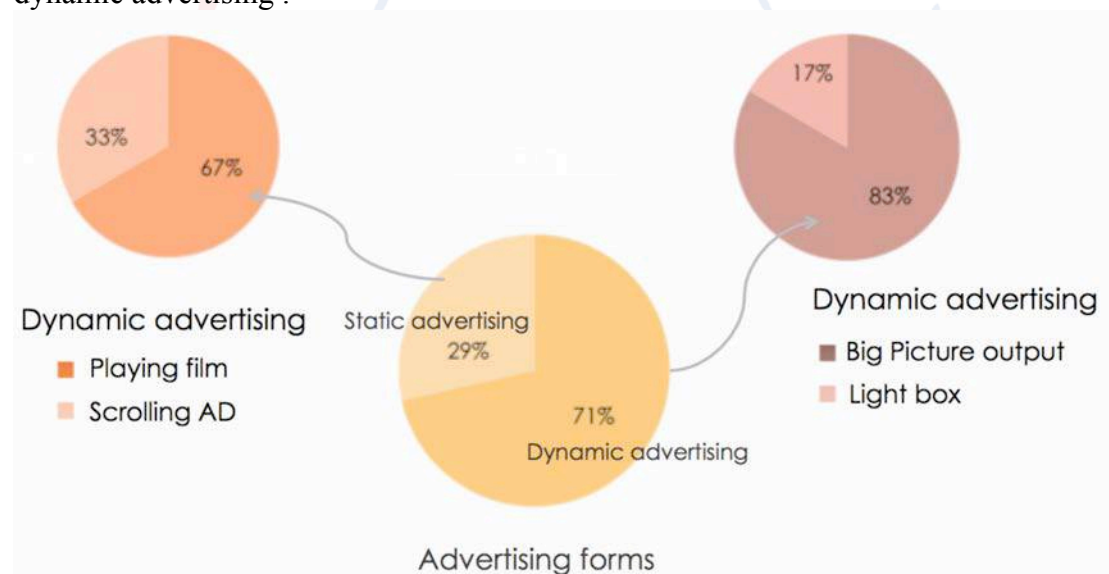
Waiting habits, most people were accustomed to standing , less for sitting or to rely on thing next by.








People waiting behavior, most people looking around the area, next were seeing advertisement, seeing the bus in direction, and seeing electronic bill boards time, playing cellphone, chat with friends and dazing.



There are two types of advertising forms in waiting space static advertising and dynamic advertising .



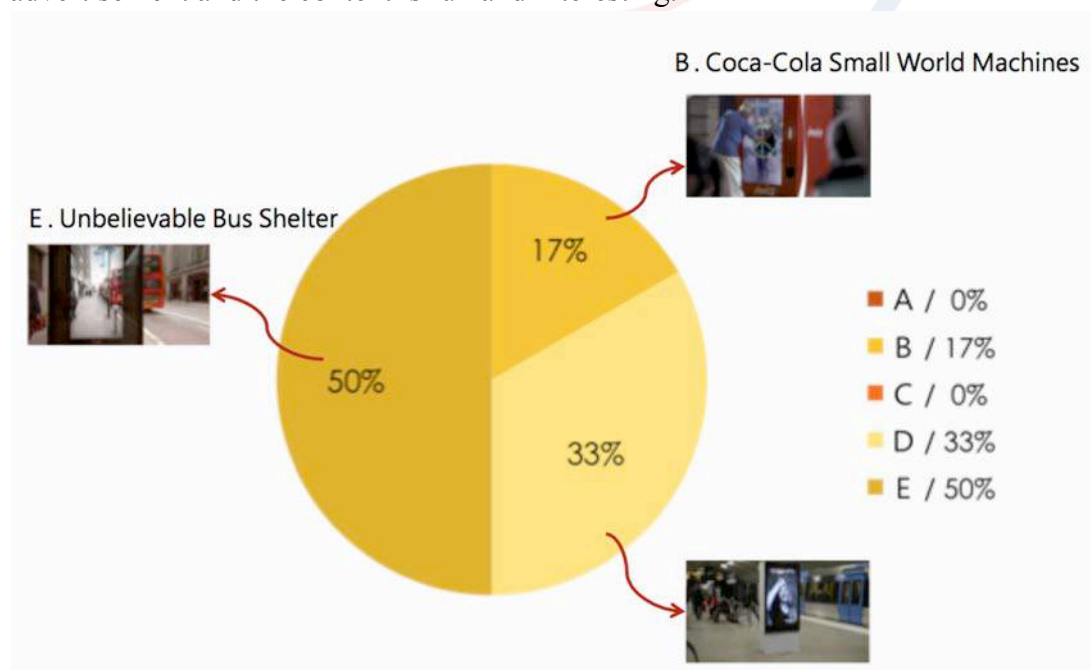
This part played five different types of interactive advertising to the subjects, and selects the most favorite type. The Interaction Type can divide into Smart phone interaction Touch interaction, Developing interaction, and Sensing Interactive

Interactive ad' s name	Picture	Interaction Type	Industry Category	Mode of operation
A. Tesco Homeplus Subway Virtual Store		Smart phone interaction	Commercial	initiative
B. Coca-Cola Small World Machines		Touch interaction	Non-Commercial	initiative
C. NIKE DUNK		Developing Interactive	Commercial	initiative
D. The Ad That Could Blow You Away		Sensing Interactive (PLACE)	Commercial	passive
E . Unbelievable Bus Shelter		Sensing Interactive (PEOPLE)	Non-Commercial	passive

4.3 Interview Questionnaire Interactive Advertising Preference Survey

Interactive advertising preferences: Play five different types of interactive advertising to the subject's view, choose a favorite type. There are 50% of people like the E. Unbelievable Bus Shelter and 33% of people like the D. The Ad That Could Blow You Away and 17% people like the B. Coca-Cola Small World Machines.

Finally, are the contents of questionnaire interview results. The Coca-Cola Small World Machines ad let people feel happy. And the Interactive makes people feel enjoyed and relaxed. Will make people want to initiative interact with the advertisement and the content is fun and interesting.



The Ad That Could Blow You Away let subject feel 1. The ad's content is very specific, simple and clear and it's content will realities echo with the reality. This ad can remind people when the buses come, than people won't worry about miss the bus. And the last one, Unbelievable Bus Shelter it make subject feel it appeared in a very special way. And it cans interaction with the real life. AR effect is very novelty and advertisement's content is special. And also subject suggestion the content can be more usefulness or warm.

Conclusion and Suggestion

The study found:

- (1) Most frequent behavior of users is use of mobile phones and seeing the bus in direction in the waiting space.
- (2) Most users accustomed stand to wait.
- (3) The forms of advertising are almost dynamic advertising in waiting space
- (4) All of interactive ad types preference, people highest degree of to the sensing interactive ads.
- (5) Interactive advertisement mode of operation, people like the passive acceptance of interactive ad content.
- (6) Commercial and Non-Commercial type ads are accepted into the space in waiting, compared to industry categories, advertising content, and suitability are more importantly.

The study suggests conclusions:

- (1) people high frequency use the phone and seeing the bus in direction of the bus. So combine smart phone and instantly know the bus stop condition, can consider for one of the design elements of interactive advertising.
- (2) User prefers sensing interactive advertising for interactive ad types. And is passive to receiving advertising content. Therefore, interactive advertising to sense interactive advertising into the waiting space is best.
- (3) Advertising industry category does not cause the user's preference, it is more important that the advertising content presented and the way to interact, is required to achieve meaningful and interesting.

References

1. Barnes, C., Mercer, G., & Shakespeare, T. (1999). *Exploring disability: A sociological introduction* (pp. 182-210). Cambridge: Polity Press.
2. Hwang, Y. H., Kim, S. I., & Jeng, J. M. (2000). Examining the causal relationships among selected antecedents of responsible environmental behavior. *The journal of environmental education*, 31(4), 19-25.
3. Venter, J. C., Remington, K., Heidelberg, J. F., Halpern, A. L., Rusch, D., Eisen, J. A., ... & Fouts, D. E. (2004). Environmental genome shotgun sequencing of the Sargasso Sea. *science*, 304(5667), 66-74.
4. 2016 臺北世界設計之都 (2014) , 2015 年 3 月取自 : <http://taipeidesign.org.tw/> 。
5. 呂冠瑩 (2000) 。廣告學 , 台北 : 文京圖書有線公司 , 頁 4-5 。
6. 黃耀榮 (1989) 。從環境行為研究談都市景觀美學－論建築色彩的特性與應用 , 建築師雜誌 , 巨流圖書公司 。
7. 曾榮梅 (2011) 。環境媒體與被置入者的情感互動研究 , 設計學報 , 16 卷 , 3 期 。
8. 徐磊青、楊公俠(2005) 。環境心理學-環境 , 知覺和行為 , 臺北市 。
9. 2014.9.6 TRTC 台北捷運 西門站 叩叩 人孔蓋 藝術互動裝置 (2014) 。 2014 年 12 月取自 : https://www.youtube.com/watch?v=uzs44DI_sa4
10. Coca-Cola Small World Machines - Bringing India & Pakistan Together (2012) 。 2014 年 12 月取自 : https://www.youtube.com/watch?v=ts_4vOUDImE
11. Coke dance vending machine (코-크 댄스 자판기, 2PM 자판기, 2PM vending machine) (2012) 。 2014 年 12 月取自 : <https://www.youtube.com/watch?v=DgtijpUNKGo>
12. The Dancing Traffic Light Manikin by smart (2014) 。 2014 年 12 月取自 : https://www.youtube.com/watch?v=SB_0vRnkeOk
13. This Ad Will Blow You Away (2014) 。 2014 年 12 月取自 : <https://www.youtube.com/watch?v=aKfvvEtSRQ>
14. Plan UK Interactive Bus Stop (2012) 。 2014 年 12 月取自 : <https://www.youtube.com/watch?v=f40vGY3BbVA>
15. Smell the world at London Heathrow Airport (2015) 。 2015 年 12 月取自 : <http://airportshuttlecapetown.blogspot.tw/2014/11/smell-world-at-london-heathrow-airport.html>

16. Unbelievable Bus Shelter Pepsi Max. Unbelievable LiveForNow (2014) 。
2014 年 12 月取自：<https://www.youtube.com/watch?v=Go9rf9GmYpM>
17. 全民億起拍 (2012) 。2014 年 12 月取自：
<http://www.taiwanhot.net/portal.php?mod=view&aid=18664> 。
18. 麥當勞創意互動戶外廣告看板，讓消費者在大街上玩遊戲免費獲得食品 (2011) 。2014 年 12 月取自：<https://www.youtube.com/watch?v=fGuzG1-fQ00>。





Exploring Triangle Centers in Euclidean Geometry with the Geometry Explorer

Charuwan Singmuang, Rajabhat Rajanagarindra University, Thailand

The Asian Conference on the Social Sciences 2016
Official Conference Proceedings

Abstract

The aim of this study was to have Thai preservice mathematics teachers explore and visualize various centers of a triangle (incenter, orthocenter, centroid, circumcenter and excenter) using the Geometry Explorer program. The participants comprised of 40 Thai preservice mathematics teachers at Rajabhat Rajanagarindra University, Thailand who enrolled in Foundations of Geometry course during the second semester of the 2015 academic year. The research instruments used in this study were activities package exploring properties of triangle centers using the Geometry Explorer program. The results indicated that Thai preservice mathematics teachers could locate centers related to triangle, make conjectures and verify them correctly and rapidly. Therefore, we could use this program in teaching triangle centers topic in Euclidean geometry effectively.

Keywords: triangle centers, Euclidean geometry, Geometry Explorer.

iafor

The International Academic Forum
www.iafor.org

Introduction

The word “geometry” literally means “earth (geo) measure (metry).” (Smart, 1998, p. 1). In a fundamental sense, geometry is a natural outgrowth of our exposure to the physical universe and in particular to the natural world (Hvidsten, 2005, p.1). Triangles are the simplest two-dimensional shapes that we can construct with segments (Hvidsten, 2005, p.68). Associated with any triangle are four sets of lines, the angle bisectors, the medians, the altitudes, and the perpendicular bisectors. There are also several points associated with a triangle and these lines. These points are all triangle centers in the sense that each of them can claim to be at the center of the triangle in a certain sense. These points were known to the ancient Greeks. These triangle centers form a bridge between elementary and advanced Euclidean geometry (Venema, 2013, p. 23). They also provide an excellent setting in which to develop proficiency with Geometry Explorer.

Introduction to Geometry Explorer

Geometry Explorer is designed as a geometry laboratory where one can create geometric objects (like points, circles, polygons, areas, and the like), carry out transformations on these objects (dilations, reflections, rotations, and translations), and measure aspects of these objects (like length, area, radius, and so on). As such, it is much like doing geometry on paper (or sand) with a ruler and compass. However, on paper such constructions are static—points placed on the paper can never be moved again. In Geometry Explorer all constructions are dynamic. One can draw a segment and then grab one of the endpoints and move it around the canvas with the segment moving accordingly. Thus, one can create a construction and test out hypotheses about construction with numerous variations of the original construction. Geometry Explorer is just what the name implies—an environment to explore geometry (Hvidsten, 2005, p. 411).

Upon starting Geometry Explorer we will see the main Geometry Explorer Euclidean window on the screen (Figure 1)

There are four important areas within this main window (Hvidsten, 2005, p. 412).

1. The Canvas where geometry is created and transformed. This is the large white area on the right side of the main window.
2. The Tool Panel where geometric tools are located. The Tool Panel is directly to the left of the Canvas. It consists of a set of iconic buttons which represent tools used to create and modify geometric figures. The icons (pictures) on the buttons depict the function that the particular button serves. Sometimes this function is quite clear, other times it is harder to figure out, but the pictures serve as reminders as to what the buttons can do. The Tool Panel is split into four sub-panels: Create, Construct, Transform, and Color Palette. Note that the cursor is over the Info tool (the one with the question mark). While not shown in the figure, a small box with the words Get Info on Object will appear below the Info tool when the cursor is help steady over the tool for a second or two. This box is called a Tool Tip. Tool tips are designed to give quick information on a tool's purpose.

3. The Menu Bar. There are 10 menus shown in the menu bar: File, Edit, View, Measure, Graph, Misc, Turtle, Model, Windows, and Help. Each of these menus will control specific actions. The figure shows the set of menus available when working in Euclidean geometry. Other menus are available in Hyperbolic, Elliptic, and Spherical geometry.

4. The Message Box. This is where detailed information will be shown concerning various tools that one may wish to use. In (Figure 1) the mouse cursor is over the Info tool. In the Message Box we see information concerning how this tool should be used, as well as other information provided by the tool. In the case of the Info tool, we see information regarding memory use for the program. The Message Box is located below the Canvas.

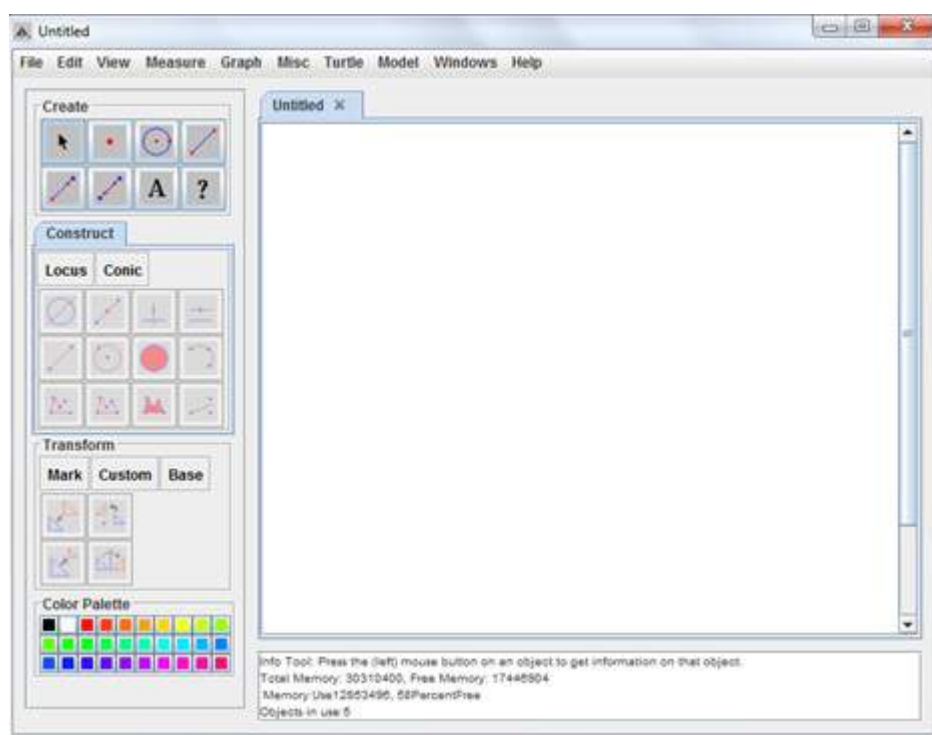


Figure 1: The Geometry Explorer Main (Euclidean) Window

Centers of Triangle

As mentioned earlier, there are four sets of lines associated with any triangle, the angle bisectors, the medians, the altitudes, and the perpendicular bisectors. The angle bisector is the line that bisects one of the three angles in a triangle. The segment joining a vertex of a triangle to the midpoint of the opposite side is called a median for the triangle. The altitude for a triangle is a line through one vertex that is perpendicular to the opposite sideline of the triangle. The point at which an altitude intersects the opposite sideline of a triangle is called the foot of the altitude. The perpendicular bisector of a side of a triangle is a line which is perpendicular to the side and also passes through its midpoints (Venema, 2013, pp. 23-25). Therefore, there are three angles bisectors, three medians, three altitudes and three perpendicular bisectors in each triangle. On every triangle there are points where these special lines intersect, and those points usually have very interesting geometrical properties. Such

points are called triangle centers. Some examples of triangle centers are incenter, orthocenter, centroid, circumcenter, excenter, Feuerbach point, Fermat points, etc.

Concurrent lines:

Three lines are concurrent if there is a point P such that P lies on all three of the lines. The point P is called the point of concurrency. Three segments are concurrent if they have an interior point in common (Venema, 2013, p.23). Two arbitrary lines will intersect in a point-unless the lines happen to be parallel, which is unusual. Thus concurrency is an expected property of two lines. But it is rare that three lines should have a point in common. One of the surprising and beautiful aspects of advanced Euclidean geometry is the fact that many triples of lines determined by triangles are concurrent. Each of the triangle centers in the following is an example.

The inscribed circle and the incenter:

The bisectors of the interior angles of a triangle are concurrent. The point of concurrency is equidistant from the sides of the triangle. The point of concurrency of the bisectors is called the incenter of the triangle. The distance from the incenter to the sides of the triangle is the inradius. The circle that has its center at the incenter and is tangent to each of the sides of the triangle is called the inscribe circle or the incircle of the triangle (Venema, 2013, p. 42).

Altitudes and the orthocenter:

The line determined by two vertices of a triangle is called a sideline for the triangle. The sidelines play an increasingly important role in the geometry of a triangle. Altitude for a triangle is a line through one vertex that is perpendicular to the opposite sideline of the triangle. The point at which an altitude intersects the opposite sideline of a triangle is called the foot of the altitude. The three altitudes of a triangle are concurrent. The point of concurrency of the three altitudes is called the orthocenter of the triangle (Venema, 2013, pp. 25-26).

Medians and the centroid:

The segment joining a vertex of a triangle to the midpoint of the opposite side is called a median for the triangle. There are three medians of a triangle. The three medians of any triangle are concurrent. The point of concurrency of the medians is called the centroid of the triangle (Venema, 2013, p. 24).

Perpendicular bisector and the circumcenter:

A perpendicular bisector of a side of a triangle is a line which is perpendicular to the side and also passes through its midpoint. There are three perpendicular bisectors of a triangle. The perpendicular bisectors of the three sides of a triangle are concurrent. The point of concurrency of the three perpendicular bisectors of the side of a triangle is the circumcenter of the triangle. A circle that contains all three vertices of the triangle is said to circumscribe the triangle. The circle is called the circumscribed circle or simply the circumcircle of the triangle. The radius of the circumscribed circle is called the circumradius (Venema, 2013, pp. 26-27, 39).

The escribed circles and the e centers:

The external bisectors of two angles of a triangle meet the internal bisector of the third angle at a point. A circle that is outside the triangle and is tangent to all three sidelines of the triangle is called an escribed circle or an excircle. The center of an excircle is called an excenter for the triangles. There are three excircle, one opposite each vertex of the triangle. There are three excircles, one opposite each vertex (Venema, 2013, p. 42).

Many geometry classes were taught in a fairly traditional manner. Definitions were given, theorems stated and proved and problems assigned and corrected. Some classes did do some laboratory type activities using MIRAS, a device use to do reflections in a plane, geoboards, paper folding and standard ruler and compass constructions. The introduction of Sketchpad allowed us to continue these activities in a dynamic manner (Groman, 1996, p. 61). Geometry Explorer is also a dynamic geometry software. It is possible that one can create a triangle and test out hypotheses about its centers with numerous variations of the original construction.

Purpose of the study

The aim of this study was to have Thai preservice mathematics teachers explore and visualize various centers of a triangle (incenter, orthocenter, centroid, circumcenter and excenter) using the Geometry Explorer program.

Methodology

The participants in this study were 40 Thai preservice mathematics teachers at Rajabhat Rajanagarindra University, Thailand who enrolled in the Foundations of Geometry course during the second semester of the 2015 academic year. They were purposively selected.

The research instruments used in this study were activities package exploring properties of triangle centers using the Geometry Explorer program.

Findings

Thai preservice mathematics teachers began their exploration activities in the computer-based environment as follows:

Exploration 1: The perpendicular bisectors of the sides of a triangle are concurrent.

After introducing the concept of a perpendicular bisector of a side of a triangle, the preservice mathematics teachers were asked to construct a triangle, construct the three perpendicular bisectors for the sides of the triangle. Most of the students concluded that these perpendicular bisectors were concurrent. The point of concurrency of the three perpendicular bisectors of the side of a triangle is the circumcenter of the triangle. When the students were asked to move one vertex of the triangle around and observe how the circumcenter changes, they found that for an acute triangle the

circumcenter is inside the triangle, for obtuse triangle it lied outside and for a right triangle it lied at the midpoint of the hypotenuse of the triangle.

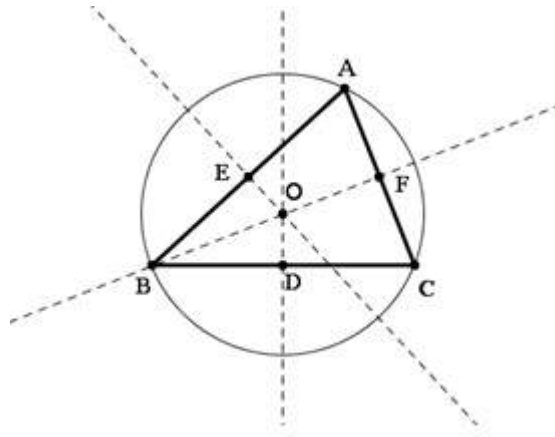


Figure 2: Circumcenter (O) of an acute triangle

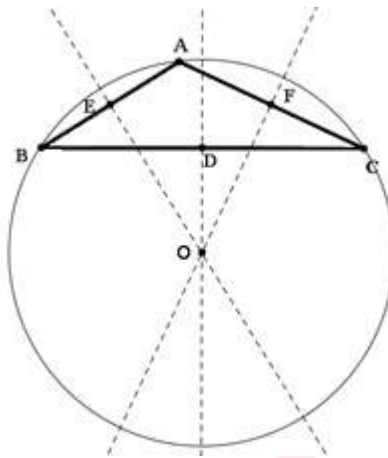


Figure 3: Circumcenter (O) of an obtuse triangle

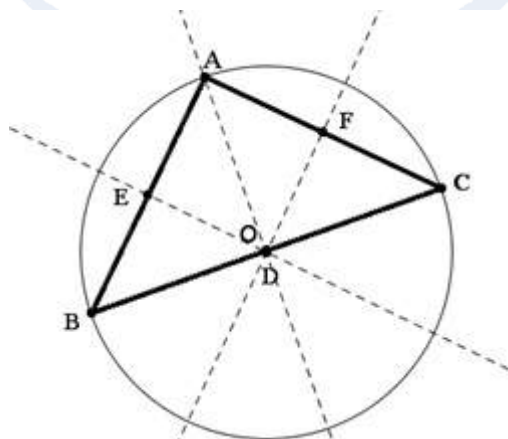


Figure 4: Circumcenter (O) of a right triangle

Exploration 2: The altitudes of a triangle are concurrent.

After introducing the concept of the altitudes of a triangle, the preservice mathematics teachers were asked to construct a triangle, construct the three altitudes for the triangle. Most of the students observed that no matter how the vertices of the triangle were moved around in the plane, the three altitudes continued to be concurrent. The point of concurrency of the three altitudes is called the orthocenter of the triangle. When the students were asked to determine by experimentation the shape of triangles for which the orthocenter is outside the triangle, find a shape for triangle so that the orthocenter is equal to one of the vertices of the triangle. They found that for an acute triangle the orthocenter was inside the triangle, for obtuse triangle it lied outside and for a right triangle it lied at the vertex of the triangle where right angle was formed.

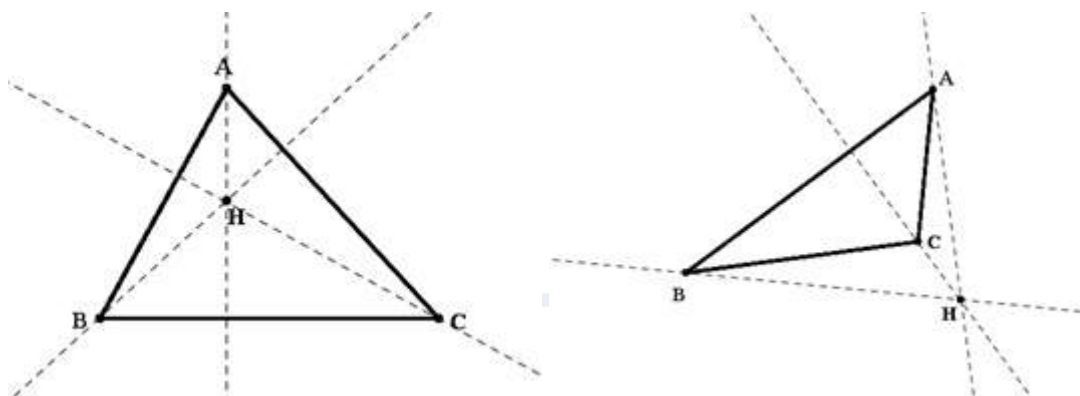


Figure 5: Two triangles with their altitudes and orthocenter

E ploration 3: The internal bisectors of the angles of a triangle are concurrent.

After introducing the concept of the bisector of the interior angle of a triangle, the preservice mathematics teachers were asked to construct a triangle, construct the three bisectors of the interior angles of a triangle. Most of the students found that the three angle bisectors were always concurrent. This point of concurrency is equidistant from the sides of the triangle. The point of concurrency of the bisectors was called the incenter of the triangle. The circle that has its center at the incenter and is tangent to each of the sides of the triangle is called the inscribe circle or the incircle of the triangle. The students then were asked to determine whether the incenter can ever be on the triangle or outside the triangle. Most of the students found that the incenter could not be outside the triangle.

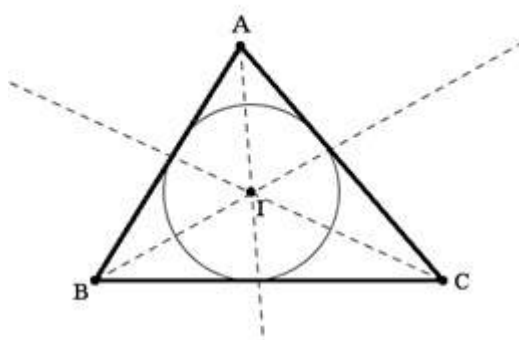


Figure 6: The incenter (I) and the incircle

Exploration 4: The medians of a triangle are concurrent.

After introducing the concept of the median of a triangle, the preservice mathematics teachers were asked to construct a triangle, construct the three midpoints of the sides of the triangle, and construct the three medians of the triangle. Most of the students could conclude that these medians were concurrent and also found that this continues to be true when the vertices of the triangle were moved around in the plane. The point of concurrency of the three medians is called the centroid of the triangle. They also found that the centroid of a triangle always remains inside the triangle irrespective of its type (scalene, isosceles or equilateral).

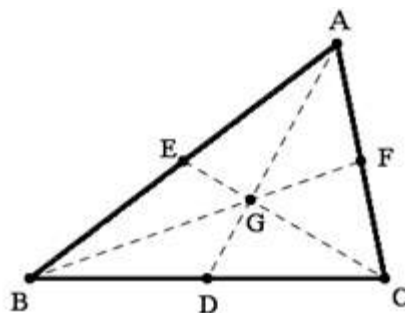


Figure 7: The three medians and the centroid (G)

Exploration 5: The external bisectors of two angles of a triangle meet the internal bisector of the third angle at a point.

After introducing the concept of the external bisector of an angle of a triangle and the internal bisector of an angle of a triangle, the preservice mathematics teachers were asked to construct a triangle, construct the two external bisectors of two angles of a triangle and construct the internal bisector of the third angle of the triangle. Most of the students observed that no matter how the vertices of the triangle were moved around in the plane, the external bisectors of two angles of a triangle and the internal bisector of the third angle continued to be concurrent. They also observed that there are three excircles, one opposite each vertex of the triangle.

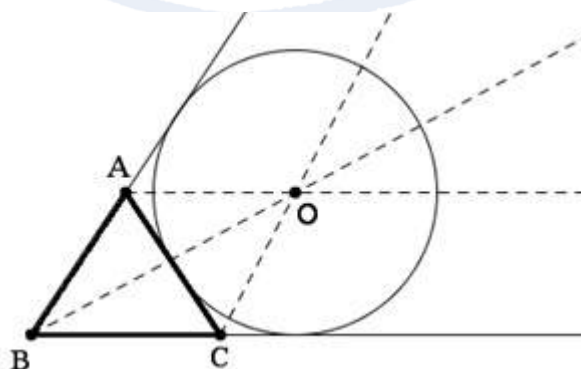


Figure 8: The excircle O

Conclusion

In this study the researcher used Dynamic Geometric Software, Geometry Explorer, to visualize various centers of a triangle. There are many centers of a triangle, the researcher explored five out of them viz Centroid, Circumcenter, Incenter, Orthocenter, and Excenter. The results indicated that Thai preservice mathematics teachers could locate centers related to triangle, explore new relations, make conjectures and verify them correctly and rapidly. Exploring mathematical relations and testing conjectures in this dynamic geometry environment make this type of software a strong learning tool. Therefore, after paper folding we could use this program in teaching triangle centers topic in Euclidean geometry effectively.

Acknowledgements

I would like to take this opportunity to thank several people who have provided their help and encouragement throughout this study. Appreciation is extended to the preservice teachers who were involved in this study, and without whom this study would never have been possible. Finally, acknowledgement is made of the Rajabhat Rajanagarindra University, which provided budgets. Thanks to all of you.

The logo for the International Association for the Advancement of Pedagogical Research (iafor) is centered on the page. It features the word "iafor" in a light blue, lowercase, sans-serif font. The text is surrounded by two concentric, semi-transparent circular arcs. The inner arc is a light blue color, and the outer arc is a light red color. The arcs are positioned such that they appear to be part of a larger circular design, with the text "iafor" acting as the central element.

References

Groman, M. (1996, June). Integrating "Geometer's Sketchpad" into a Geometry Course for Secondary Education Mathematics Majors. In *Association of Small Computer Users in Education (ASCUE)*. Paper presented at the Proceedings of the 29th Summer Conference (pp. 61-65) , North Myrtle Beach, SC: Association of Small Computer Users in Education.

Hvidsten, M. (2005). *Geometry with Geometry Explorer*. New York: McGraw-Hill

Smart, J. (1998). *Modern geometries* (5th ed.). California: Brooks/Cole.

Venema, G.A. (2013). *Exploring advanced Euclidean geometry with GeoGebra*. Washington, DC: The Mathematical Association of America.

Contact email: singmuang@gmail.com



The Use of Social Media in European Union Enterprises - Comparative Study

Aleksandra Ptak, Czestochowa University of Technology, Poland
Paula Bajdor, Czestochowa University of Technology, Poland
Tomasz Lis, Czestochowa University of Technology, Poland

The Asian Conference on the Social Sciences 2016
Official Conference Proceedings

Abstract

There are over 3 billion Internet users all over the world today. Over 50 per cent of them already use social media. The main role of social media is to build and maintain relationships between people from different backgrounds, with similar expectations, interests or preferences. Social media are now increasingly used by businesses, for example, the Facebook profile have more than 16 million companies today. Enterprises use social media for marketing purposes, image creation, promotion and cooperation with business partners. The article presents general information on social media, advantages and disadvantages of its usage in European enterprises, and the results of research conducted on the use of social media by European companies taking into account the Member State, the size of the enterprise and the type of used social media. The article is enriched with an analysis of the strategies of selected enterprises holding profiles in popular social media in Poland.

Keywords: social media, Internet, European Union, EU Member States, enterprise.

iafor

The International Academic Forum
www.iafor.org

Introduction

Since the inception of the Internet, entire world has been functioning in the digital space. In Europe, 75% of the population uses Internet today. The activity of users of social media continues to grow, so that companies have greater opportunities for development. Nearly one-third of the time on the Internet users spend in social media. In comparison with 2000, in 2014 there were more than 760 percent increase in the number of Internet users worldwide. People spend more than 1900 minutes per month online, which gives more than 30 hours. In the Internet we do shopping, in 2013 the total value of products and services sold over the Internet in Europe reached 364 billion euros. If the company wants to be easily found on the Internet network, it must mark its presence online¹. It can be easily done by using social media. As a result, Internet users will be able to find a company on the network, get to know it and become clients. Social media are particularly useful for creating relations with customers.

Social media as a modern medium of social communication

In recent years, social media has revolutionized the world and opened a number of completely new opportunities. All social media, in the present, common sense, can be classified as the trend of Web 2.0. They are a new form of activity on the Web, which is based on social groups².

The term social media means all these forms and online communication channels that allow dialogue and exchange of opinions on a specific topic. Among the communication channels there are numerous community portals, which bring together, in one place, people eg. by interests, place of residence or problems. Another important communication channel are social forums and discussion groups, often created by information portals and the websites of companies, newspapers, publishing house, etc. Another form of online social media enabling dialogue and interaction of Internet users are blogs and microblogs. A popular social media are also content communities that allow Internet users exchange interesting audio or video files. Thanks to them, members of the online community worldwide, can exchange their favorite content and share their experiences recorded by various media (video and audio) without any restrictions³. After Internet users are following companies, that want to be present with their messages, where their clients are.

Companies in social media

Every day, social media are visited by millions of people. These individuals and actions taken by them in the Internet, give companies many possibilities. Enterprises use social media mostly for marketing purposes as well as to cooperate with business partners. Making closer contact with customers - responding to interactions from the users, makes the relationships more open and friendly. The Internet can help

¹ Digital Agenda for Europe. Final Report , *Use of Social Media by European SMEs*, 2013

² Gogo ek W., *Komunikacja sieciowa.. Uwarunkowania, kategorie, paradoksy*, Oficyna Wydawnicza ASPRA-JR, Warszawa 2010, s.160.

³ Meerman Scott David, *The New Rules of Marketing and PR: How to use News Releases, Blogs, Blogs, Podcasting, Viral Marketing and Online Media to Reach Buyers Directly*, John Wiley & Sons Inc, Hoboken, New Jersey 2010, s. 37.

companies in making relations in social networks, support online sales, it also can help them find new customers and keep existing ones⁴. The use of social media by the companies refers to the use of applications based on Internet technologies or communications platforms to connect, create and exchange content online with customers, suppliers and partners or within the enterprise⁵. Being online, companies can gain valuable information about potential customers - what they wish and how to ensure this. Internet allows showing ads precisely at the moment when the user is looking for something that the company offers.

The key elements of the digital space for the company are⁶:

- the use of search engines. Business opportunities that will appear in the results of the search are enormous. After entering the site, one can learn about the company, see the video related to the company, read customers comments, view price list, find a company on the map, ask questions, etc.

- the entrance to the company's social media site. One can find there more clues about it, e.g. photos and videos.

Social networking is now the most common and most frequently used social media by companies and corporations. The most popular social networks are today: Facebook, Google+, LinkedIn, Pinterest. The number of users is enormous (at the end of 2012, Facebook - 901 million Twitter - 555 million, Google+ - 170 million LinkedIn - 150 million and Pinterest - 11,5mln users)⁷. From the point of view of their impact on the development of business contacts and business development at the forefront are Facebook, LinkedIn and Google+. In Poland, the most popular social networking sites used by the companies are Facebook and YouTube.

One is still looking for new social networking applications, and companies are willing to move more and more new areas of business to the Internet. Among the business applications of social networking sites can be mentioned⁸:

- establishing contacts,
- creation of mailing lists,
- use of mouth marketing,
- gaining trust of business subcontractors,
- advertising of brand and offers.

Facebook was created for individual users and the companies initially created there individual profiles, accepted friend requests, and operated on the site as common users. With time, however, the number of companies with a Facebook account increased so much, that the service has introduced a special kind of accounts for

⁴ Rewolucje withgoogle, <https://rewolucje.withgoogle.com/>, Access on: 20-05 -2016

⁵ Wyniki bada GUS, Społeczstwo informacyjne w Polsce w 2013 r. Warszawa, październik 2013 r.

⁶ Promocja firmy w Internecie od A do Z, <http://marketingibiznes.pl/marketing/promocja-firmy-w-internecie-od-a-do-z-marketing-internetowy>, Access on: 16-05 -2016

⁷ The Difference Between Facebook, Twitter, LinkedIn, Google+, YouTube, & Pinterest, <https://www.impactbnd.com/blog/the-difference-between-facebook-twitter-linkedin-google-youtube-pinterest>, Access on: 19-05-2016

⁸ Stawiarska E., Komunikowanie społecznej odpowiedzialności a duża dostaw w social mediach, Strategiczny wymiar modeli biznesu w zarządzaniu wartością przedsiębiorstw - Kierunki rozwoju, Politechnika Łódzka, s. 576-585

companies, corporations and organizations. They are so called fan sites or otherwise fanpage's that have functionalities adapted for the specifics of companies and their needs.

The end of 2015 and the beginning of 2016 definitely can be called a revolutionary for advertising opportunities that appeared on Facebook. Many of them have already permanently inscribed in the practices of companies, such as MPA media, ie, carousel ad, but still there are new, so that campaigns can be conducted more efficiently.

Media tools and media storage that can be used by companies in social media are⁹:

- *Reach & Frequency* is a campaign, in which one can purchase the coverage and determine the frequency of display of media, as well as to determine the specific sequences (the order of the displayed messages). The main advantages of the campaign are: precise range control and spent budgets, possibility of capping setting, storytelling - continuity of several messages and the ability of better optimization at the planning stage.

- *Facebook lead ads* is a campaign, which aim is to collect leads. Thanks to this advertising potential customers can leave their contact information or other information that the advertiser can use in its strategy. There are many purposes of using such a campaign, for example: newsletter (preference of the information, hours of receiving), the form with questions (to learn more about customers), conclusions, preorders or registrations, records on promotions, coupons, deals, contests (answers in the contest), inquiries concerning eg. insurance, inquiries eg. vehicle configuration, sampling, e-book, registration for the webinar.

- *Local awareness ads* is a campaign of local recognition, addressed to the people who are close to the advertised business.

FB product ads (Dynamic Remarketing). Dynamic products advertising, through which one can promote products and services that have already been viewed by interested people on the website or the mobile application.

Remarketing. Facebook introduces the possibility of clarifying the remarketing group with visitors on the website with the frequency of visits, the quality of visits to the site (or the time on a site in seconds), the value of the cart/value of purchases.

- *Carousel ad*. This advertising medium (MPA) is one of the best advertising solutions.

One has the opportunity to present up to 5 elements (images, videos or gifs) in one advertisement directing to different subsites on the indicated site. It is particularly appreciated by e-commerce.

⁹ 6 narz dzi, na kt re warto zwr ci uwag przy prowadzeniu kampanii Social Paid, <http://interaktywnie.com/okiem-eksperta/6-narzedzi-na-ktore-warto-zwrocic-uwage-przy-prowadzeniu-kampanii-social-paid-253268>, Access on: 19-05-2016

- *Canva*. This is a relatively new advertising medium dedicated to the mobile device, its advantage is availability and the possibility of any configuration. Currently, Facebook is a place that allows to make very precise targeted campaigns¹⁰. This portal offering better and better tools and effective models of settlements becomes a very viable alternative to Google's advertising system.

Marketing in social media advantages and disadvantages

Thanks to social media companies have the opportunity to reach the greatest number of customers. Social media is an additional communication channel. Single flattering post on Facebook about the activities of the company is able to catch the attention of hundreds of people in one moment. Those customers can communicate information to others – this is how the mechanism for the information transmission in the social media working. The company is able to inform its customers rapidly about new products or changes. Social media provide instant action, within few minutes from the publication of information, the company gets responses from its followers. Improving communication between the company-customer. Rapid response to posts with questions about specific services or error notifications and defects and informing of the taken steps and their effects, resulting in customer satisfaction. Satisfaction generates attachment to the company, increases the chances of sharing a good reputation with other people and inspires confidence. The functioning of the social media in addition to the obvious advantages brings with it also a negative aspect. Unfavorable opinions of spammers, so called trolls and other people can tarnish a company's reputation. Often various malicious actions clearly defined against the company are observed. The growth of the importance of social media only aggravates the situation¹¹. Companies also are afraid of the lack of control over content, the need for immediate response to events on the Internet and ensuring communication 24 hours a day, 7 days a week, and the need to create appealing content.

Social media in European enterprises statistics

Research on the use of social media was carried out in 2013 by Eurostat¹². The use of known social media in European enterprises in general as a percentage are presented in figure 1.

¹⁰ Treadway Ch. , Smith M., Godzina dziennie z Facebook marketingiem, Wydawnictwo HELION, 2010

¹¹ i kowski M., Plusy i minusy marketingu w social media, <http://mobiletry.com/blog/plusy-minusy-marketingu-social-media>, Access on: 20-05-2016

¹² Eurostat, Social media used by 30% of enterprises in the EU28, europa.eu/rapid/press-release_STAT-13-195_en.pdf

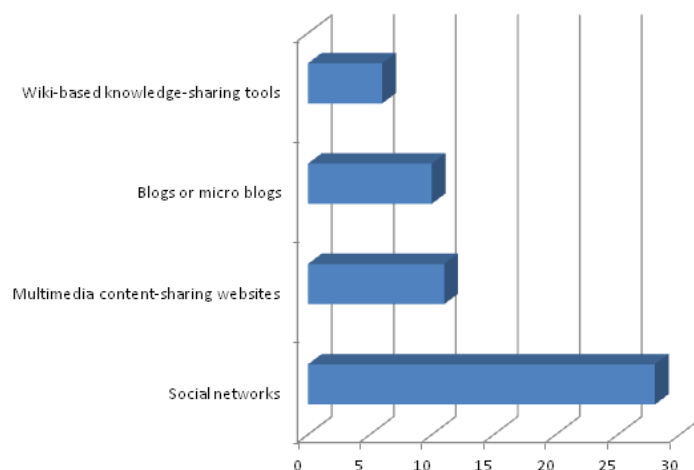


Figure 1: Social media in EU enterprises [%].

On the basis of survey results, in 2013, almost three quarters of enterprises employing 10 persons or more in the EU had a website. In the EU 30% of enterprises used at least one type of social media in 2013, although only 8% of enterprises had a formal policy for social media use. Looking at specific types of social media, 28% of enterprises in EU used social networks (e.g. Facebook) in 2013, 11% multi-media content sharing websites (e.g. YouTube), 10% blogs or micro blogs (e.g. Twitter) and 6% wiki-based knowledge-sharing tools.

The use of social media by European companies, by country are presented in figure 2.

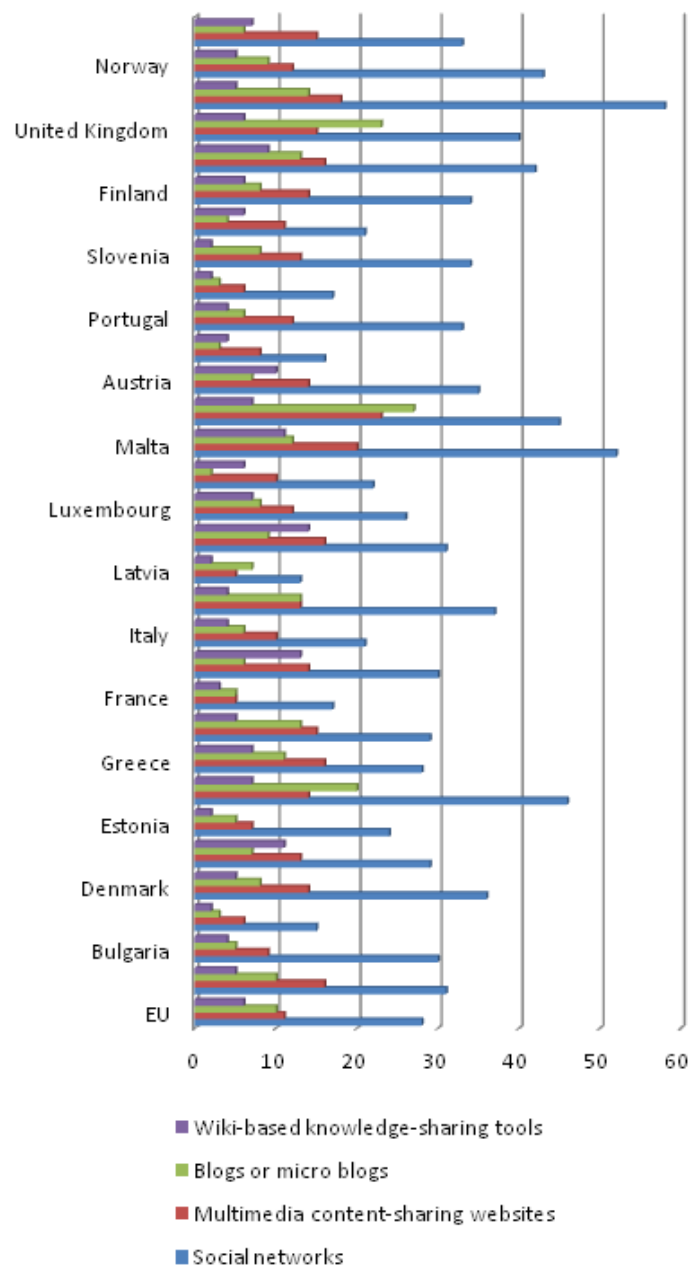


Figure 2: Enterprise social media use in EU [%].

As it is shown in fig.2. among the different types of social media, European enterprises most often choose social networks, the least popular in Europe are wiki-based knowledge-sharing tools.

Figure 3 shows the European countries, which have the highest percentage of social networks use by enterprises, as well as those EU countries where the use of social networks is the lowest.

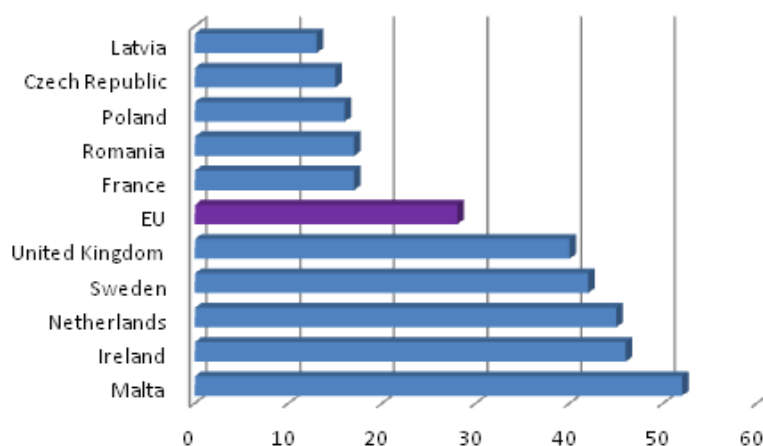


Figure 3: Social networks [%].

Fig. 3 shows, that the highest percentage of enterprises using social networks was registered in Malta (52% of enterprises with at least 10 persons employed), Ireland (46%), the Netherlands (45%), Sweden (42%) and the United Kingdom (40%), and the lowest in Latvia (13%), the Czech Republic (15%), Poland (16%), France and Romania (both 17%).

Figure 4 shows these European countries, which have the highest percentage of use multimedia content-sharing websites by enterprises, and those EU countries where the use of this social media is the lowest.

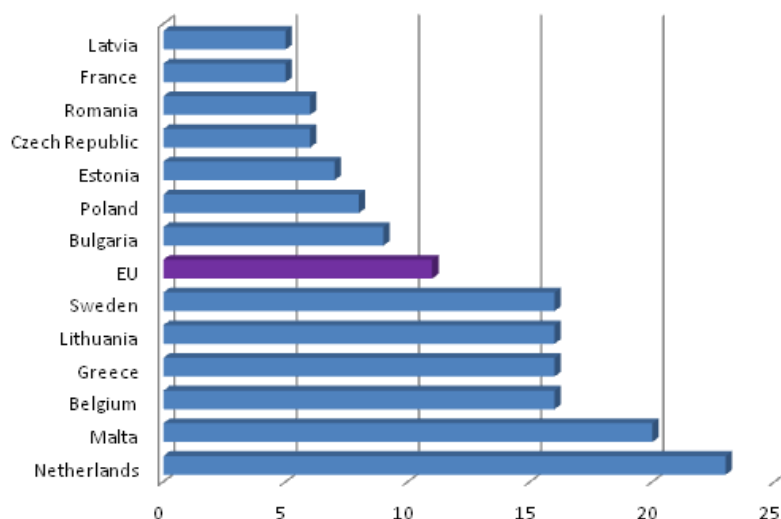


Figure 4: Multimedia content-sharing websites [%].

For multimedia content-sharing websites use, the highest percentage was observed in the Netherlands (23%), Malta (20%), Belgium, Greece, Lithuania and Sweden (all 16%). Seven EU Member States had shares of below 10%.

Figure 5 shows the European countries, which enterprises have the highest percentage of blogs and micro blogs use, and those EU countries where the use of blogs and micro blogs is the lowest.

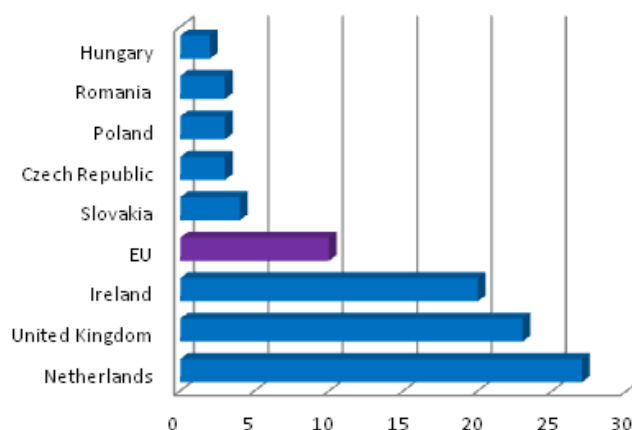


Figure 5: Blogs and micro blogs [%].

For the use of blogs or micro blogs, the Netherlands (27%) also came top, followed by the United Kingdom (23%) and Ireland (20%), nineteen EU Member States had the percentage below 10%.

European countries, which enterprises have the highest percentage of wiki-based knowledge-sharing tools use, as well as those EU countries where the use of this social media is at the lowest level are presented in figure 6.

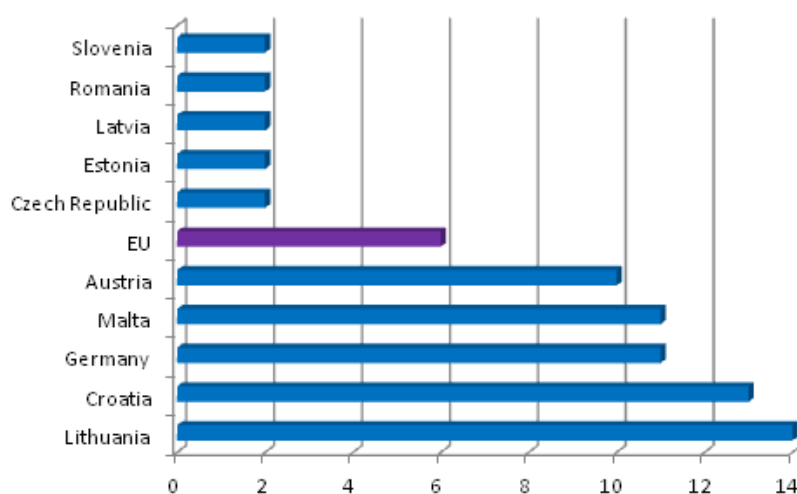


Figure 6: Wiki-based knowledge-sharing tools [%].

For wiki-based knowledge-sharing tools use, Lithuania (14%) had the highest percentage, followed by Croatia (13%), Germany and Malta (both 11%) and Austria (10%). The remaining twenty-three EU Member States had the percentage below 10%.

Percentage of EU large enterprises and SME's using social networks (e.g. Facebook, LinkedIn, Viadeo, etc.) are shown in figure 7.

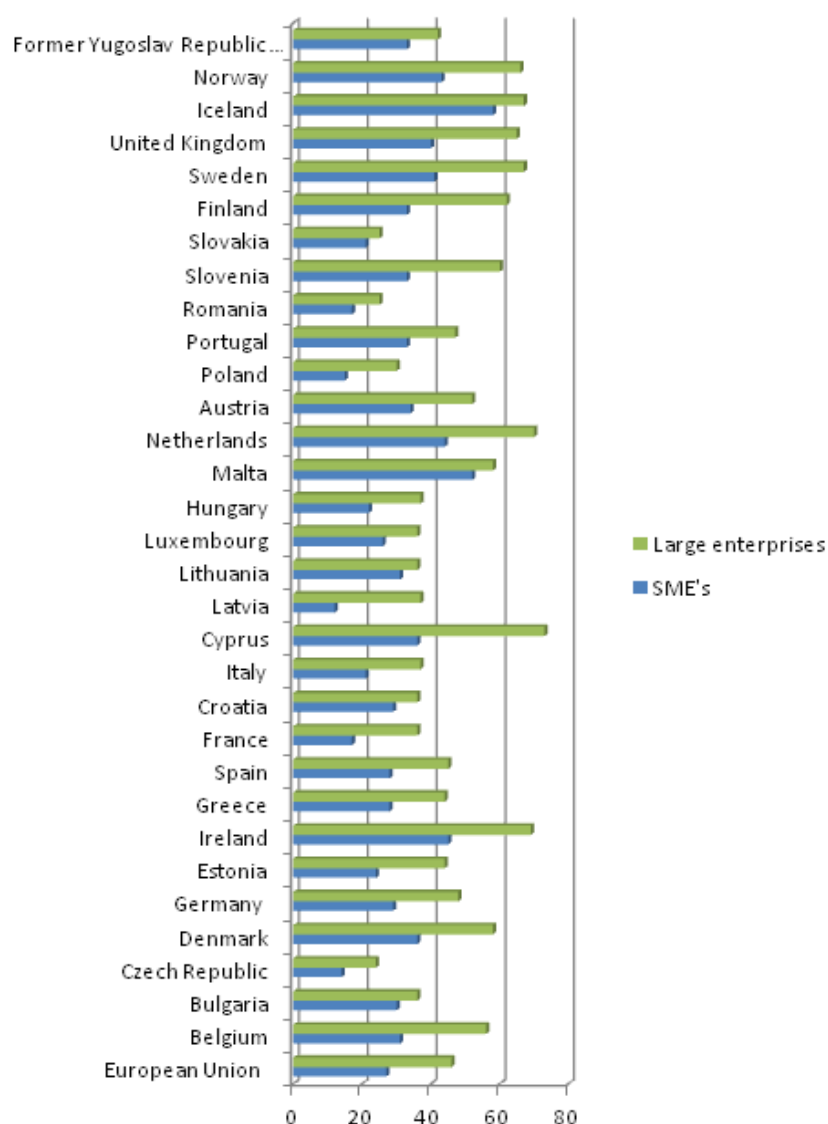


Figure 7: European large enterprises and SME's using social networks [%].

As shown in figure above the highest percentage of European large enterprises use social networks on Cyprus (73%), Netherlands (70%), Ireland (%), Sweden (%) and Iceland (%), while the lowest percentage of EU large enterprises used social networks in Luxembourg (36%), Poland (30%), Romania and Slovakia (both 25%) and Czech Republic (24%). In turn, the highest percentage of European SME's use social networks in Iceland (58%), Malta (52%), Ireland (45%), Netherlands (44%), Norway (43%), while the lowest percentage of European SME's use social networks in France and Romania (both 17%), Poland (15%), Czech Republic (14%) and Latvia (12%).

Polish enterprises in social media

Enterprises choose these social networking tools, which enable them to hit their message to the largest audience. Users of social media in Poland are among the most

active users of social platforms in Europe. Enterprises operating in Poland focus their activities on two services: Facebook and YouTube, as these are the most popular social media in Poland¹³. Not many companies stand out in the way to communicate with social media users. On Facebook marketers mostly focus on running fanpages. One can see, however, a positive stimulation of Internet users.

The most popular Facebook fanpage in Poland today is *Heart and Mind* run by the communication enterprise Orange. Since 2010, when the campaign of *Heart and Mind* began, both characters have been constantly used in marketing communication, it is one of the most successful campaigns in recent years. The company stands out in the communication way with users of social media. Every day the company publishes advertising virals, participants are engaged through competitions and queries, causing positive and witty responses. These features are most valued by the community of Facebook and attract many fans. Fanpage *Heart and Mind*, until today managed to gather more than 2.22 million fans. The enterprise was one of the least favorite companies nationwide, through advertising with likable and funny characters heart and mind its image-crisis has been resolved.

Lenovo is the fastest growing PC manufacturer in the world. The enterprise produces laptops: ThinkPads, IdeaPads, desktops, All-in-One: ThinkCentre, IdeaCentre, ThinkStation, ThinkPad and IdeaPad tablets. Lenovo Poland is another enterprise, which marketing and branding actions in social media are focused on Facebook. Company's Fanpage has been existing since 2010. At the beginning of the profile creation it was decided that fanpage is to be based on a partnership dialogue with the fans. New posts are placed on fanpage every day, among others on mobile payments, data encryption, informing about the company's commitment to ecology etc., The company also presents short films, news, publishes polls. Fans of Lenovo Poland can take part in games or competitions, which are to draw them into play extending contact time with the brand. At the Lenovo fanpage, current and potential customers consult the representatives of the company and other fans in matters related to the purchase or faulty equipment. They share both positive and negative experiences with the brand. According to the data presented by Lenovo, its fanpage likes more than 310 thousand people, and the number of monthly active users, is much about 24 thousand.

Another example is Tauron. This enterprise is providing electricity, intangible product that is difficult to distinguish. The company had a very interesting idea on social media. It was decided to involve communities around music by creating fanpage "Tauron New Music Festival". The festival is organized annually since 2006 and fanpage on Facebook has attracted almost 41 thousand fans. Thanks to the idea of Tauron, polish music lovers over the years have the opportunity to hear the biggest world stars in modern electronic music (for most of them it was the first time they have ever performed in Poland). In 2010 and 2012 the Festival received the European Festivals Award for Best Small European Festival. On the fanpage all information related to the organized festivals are available. Every year in this festival participate thousands of people.

¹³ Sumara K., et. al., Raport z badania . Polskie firmy w mediach społecznych, "Harvard Business Review Polska" 2012, No. 4.

Conclusion

Social media have enormous popularity today, the presence of companies in the social media is therefore inevitable. Companies should know exactly what they want to achieve in network. This makes it easier to establish priorities and develop an action plan. Companies choose social networking tools that enable them to hit with their message to the largest audience. Research show, that the share of EU enterprises using at least one type of social media ranged from 55% in Malta, 50% in the Netherlands, 48% in Ireland, 45% in Sweden and 42% in the United Kingdom, to 19% in France, Poland and Romania, 16% in the Czech Republic, and 15% in Latvia. The results of the research show, that the use of social media in polish enterprises is still on a low level. The analysis carried out for the purpose of this article shows the companies, which Facebook fanpage's are conducted in a professional way with a great success. However, the majority of Polish enterprises is not bent on keeping fanpage in such a way. Polish companies are usually limited to marketing communication with customers and potential customers through two popular sites - Facebook and YouTube (activity in other sites is usually rarely taken). There is no integration of the activities carried out within the marketing strategy. Managers, especially of small companies, treat social media as a free marketing channel, serving mainly presentation of products or services. They are not aware of the application areas of social media, their use and best practices in this area.

The logo for 'iafor' is centered on the page. It consists of the word 'iafor' in a light blue, lowercase, sans-serif font. The text is enclosed within a circular graphic composed of two concentric arcs: a red arc on the left and a blue arc on the right, which together form a partial circle around the text.

References

6 narzędzi, na które warto zwrócić uwagę przy prowadzeniu kampanii Social Paid, <http://interaktywnie.com/okiem-eksperta/6-narzedzi-na-ktore-warto-zwrocic-uwage-przy-prowadzeniu-kampanii-social-paid-253268>, Access on: 19-05-2016

Digital Agenda for Europe. Final Report , Use of Social Media by European SMEs, 2013

Eurostat, Social media used by 30% of enterprises in the EU28, europa.eu/rapid/press-release_STAT-13-195_en.pdf

Gogołek W., Komunikacja sieciowa.. Uwarunkowania, kategorie, paradoksy, Oficyna Wydawnicza ASPRA-JR, Warszawa 2010, s.160.

Meerman S. D., The New Rules of Marketing and PR: How to use News Releases, Blogs, Podcasting, Viral Marketing and Online Media to Reach Buyers Directly, John Wiley & Sons Inc, Hoboken, New Jersey 2010, s. 37.

Promocja firmy w Internecie od A do Z , <http://marketingibiznes.pl/marketing/promocja-firmy-w-internecie-od-a-do-z-marketing-internetowy>, Access on: 16-05 -2016

Rewolucje withgoogle, <https://rewolucje.withgoogle.com/>, Access on: 20-05 -2016

Stawiarska E., Komunikowanie społecznej odpowiedzialności a jakość dostaw w social mediach, Strategiczny wymiar modeli biznesu w zarządzaniu wartością przedsiębiorstw – Kierunki rozwoju, Politechnika Łódzka, s. 576-585

Sumara K., et. al., Raport z badania . Polskie firmy w mediach społecznościowych, "Harvard Business Review Polska" 2012, No. 4.

The Difference Between Facebook, Twitter, LinkedIn, Google+, YouTube, & Pinterest, <https://www.impactbnd.com/blog/the-difference-between-facebook-twitter-linkedin-google-youtube-pinterest>, Access on: 19-05-2016

Treadway Ch. , Smith M., Godzina dziennie z Facebook marketingiem, Wydawnictwo HELION, 2010

Contact email: antoinette79@gmail.com



Seriously Funny: An Autoethnographic Investigation Into Humour's Subversive Power

Megan Green, Murdoch University, Australia

The Asian Conference on the Social Sciences 2016
Official Conference Proceedings

Abstract

At the heart of the autoethnographic quest is a desire to examine the complex ways in which an individual and their surrounding culture intersects, and to explore the outcomes of that juncture. This paper details that pursuit, using an autoethnographic methodology to examine the way in which the author's embodiment of humour has functioned to subvert cultural norms and prescriptive gender roles. Through critical reflection on one example within a series of the author's driver's licences, we glimpse the destabilising potential of making a humorous spectacle of oneself in a culture that attempts to silence and objectify women, in the process challenging both the author's and society's complicity in that role.

Keywords: humour, autoethnography, gender roles, subversion

iafor

iafor

The International Academic Forum
www.iafor.org

Unlicensed LOLs: Gender roles and acts of humorous subversion

At the heart of the autoethnographic quest is a desire to examine the complex ways in which an individual and their surrounding culture intersects, and to explore the outcomes of that juncture. This paper details that pursuit, using an autoethnographic methodology to examine the way in which the author's embodiment of humour has functioned to subvert cultural norms and prescriptive gender roles. Through critical reflection on one example within a series of the author's driver's licences, we glimpse the destabilising potential of making a humorous spectacle of oneself in a culture that attempts to silence and objectify women, in the process challenging both the author's and society's complicity in that role.



Figure 1¹

I'm 22 and my sister has dropped me off at the Belmont Forum post office. She'll meet me at our designated spot in half an hour; ample time to complete my mission. My hair is unkempt and the roots badly in need of a touch-up – I've worn half of it loose, and the rest is pulled into two buns perched on the top of my head like budding horns. Dangling from my ears are a pair of cheap earrings purchased for the occasion from a bargain basement store in the shopping centre. They are red hearts dangling within three other sets of hearts and they are exquisitely gaudy – Boy George would have a problem with them. I'm wearing foundation that is several shades too dark, and the cerise-coloured lipstick I've applied well beyond the contours of my lips is bordered by a dark brown lip liner which has, at a glance, given me a Salvador Dali-like

¹See Appendix

moustache. The bright aqua eyeshadow that covers my entire eye socket, and slightly beyond, meets the bold blushed circles on my cheek completing the picture of an insane circus clown temporarily let loose in the city.

“Next,” says the lady at the counter. She hasn’t looked up yet, she is still finishing off the paperwork from the woman in front of me, but when she finally does, it is with a double take. She recomposes herself – it’s rude to stare – “how can I help you?” she says. I remind myself that no matter how uncomfortable I feel, I’ve done nothing more offensive than apply my makeup in an unorthodox way. Emboldened by this fact, I say confidently “I’m here to renew my driver’s licence and update my photo.” It has no doubt become apparent to her in the course of our conversation that there is a chunk of lipstick on my front teeth, and that I am quite comfortable with it being there. She is in a compromised position, but I meet her gaze – this is how I wear my makeup, what’s it to you? – “I’ve just got to go out back,” she says, picking up some paper and shuffling it into a neat pile before exiting through a door behind the counter. She stays in there for several minutes. Through a small head-height glass panel, I can see her talking with someone – her superior, I presume – and gesticulating. He glances sideways at me, the same shocked expression passes over his face, and I stifle a laugh.

I have rarely met anyone for whom the viewing of these driver’s licences, and the stories related to the arduous, albeit entertaining, task of obtaining them has not provoked laughter, however a reaction that incites mirth is unlikely to be seen as holding much political clout. In *The Rejection of Humor in Western Thought*, John Morreall discusses the general aversion towards humour expressed within Western philosophy from antiquity onwards. These objections, he posits, have their origins in the work of Plato and Aristotle, are expanded upon in the writing of philosophers such as Rene Descartes and Thomas Hobbes, and continue to manifest in contemporary thought, Morreall stating: “The dominant Western tradition has viewed seriousness as the highest stance, and play, including humor, as merely refreshing us for more seriousness” (1989, p. 254).

Even my own initial understanding of these pranks was that they were simply a humorous diversion, devoid of any real underlying significance: a comical personal dare, perhaps, or an interesting test of what one could “get away with” on an official document. What was uncovered in the process of my autoethnographic investigation, however, revealed a deeper political import, and constitutes a clear challenge to the objections raised by Morreall, highlighting humour’s ability to critically examine the very “serious” ramifications of cultural conformity (in this case the meticulous circumscription of female behaviour and appearance.)

This reevaluation of particular events in one’s life is a common feature of the autoethnographic process which involves placing personal phenomena (artifacts, anecdotes, recollections) within a wider cultural, social and political context. Often in the process of doing so, a deeper meaning behind specific events, or shift in viewpoint, emerges. Discussing the way in which the stories we tell about ourselves are modified over time, Carolyn Ellis notes:

Our versions change as we age and have new experiences... Thus reexamining the events we have lived through and the stories we have told about them previously allows us to expand and deepen our understandings of the lives we have led, the culture in which we have lived, and the work we have done (2009, p. 13).

Reflecting on these driver's licences and the time frame in which they were situated, I was fascinated to realise that while every year I took the opportunity to dress up in ways which were patently nonconformist, I was simultaneously preoccupied by an eating disorder whose very origins were based in a desire to conform. In other words, while I was busy eschewing traditional notions of female beauty, I had nonetheless succumbed to societal pressures that place an inordinate amount of value on a woman's appearance.

In his influential work *Ways of Seeing*, John Berger addresses this cultural tendency to focus almost exclusively on a woman's appearance, noting that women, from an early age, are conditioned to "survey" themselves, his premise being that "how [a woman] appears to others, and ultimately how she appears to men, is of crucial importance for what is normally thought of as the success of her life" (1972, p. 46). Admittedly, an increasing number of the male population struggle with eating disorders, however the vast majority of sufferers are women, a fact that has not escaped feminist thinkers who have viewed the pursuit of thinness (read beauty) as yet another manifestation of a patriarchal rule that demands women embody specific, idealised notions of femininity, or what Judith Butler refers to as "performances" – deviation from which results in "clearly punitive consequences" (1988, p. 522). Myriad feminist writers have drawn on Foucauldian notions of discipline, surveillance and power to explain women's obsession with dieting and its attendant disorders. In *Femininity and Domination: Studies in the Phenomenology of Oppression*, for example, Sandra Bartky details the way in which gendered disciplinary procedures serve to create Foucault's "docile body," a body that is consumed by a process of relentless self-surveillance (1990, p. 80).

In attempting to create what I viewed as the "correct" or socially acceptable body, I enacted the kind of normalising process outlined by Foucault in *Discipline and Punishment*, one that, significantly, occurs independent of external force. As Foucault posits:

There is no need for arms, physical violence, material constraints. Just a gaze. An inspecting gaze, a gaze which each individual under its weight will end by interiorising to the point that he is his own overseer, each individual thus exercising this surveillance over, and against, himself (1980, p. 154-155).

Under the aforementioned gaze, no part of my day was unaccounted for – every mouthful was strictly and painstakingly monitored. What had I had for breakfast, and how many kilojoules did it contain? How did that make me look or feel? Did it make me feel bloated or undesirable? And if so, how was I going to rein in my kilojoule intake for the rest of the day, week or month?

During the course of my treatment, the therapist I was seeing recommended writing a letter to myself that outlined my main concerns with gaining weight, and what I disliked most about my current appearance. The following is an excerpt from that letter:

I just don't want to be in this body anymore. It repulses me. What I would give to escape it, to not be trapped in it and constrained by it. I wish that we could all not

have bodies - just float around, disembodied, so people would judge you on the basis of your mind alone...

What is striking about this portion of the letter is its articulation of a seemingly irrational desire to transcend the body. Desires such as this, however, are more logical than they may initially appear, according to feminist theorists. In *Unbearable Weight: Feminism, Western Culture, and The Body*, Susan Bordo discusses the negative implications of a mind/body dualism that casts women on the side of body, and men, the mind. Western philosophical thought from Plato onwards, she argues, has cemented this tacit distinction, bringing with it a variety of adverse side effects:

The cost of such projections to women is obvious. For if, whatever the specific historical content of the duality, the body is the negative term, and if woman is the body, then women are that negativity, whatever it may be: distraction from knowledge, seduction away from God, capitulation to sexual desire, violence or aggression, failure of will, even death (1993, p. 5).

She views, then, the pursuit of the anorexic (and those striving towards such extremes) as a desire to fashion a more masculine body, or alternately to return to one that is more infantile in appearance. In the process of losing weight, a female loses those physiological features such as breasts and hips that are representative of the post-pubescent female body. Aspiring towards this outcome, she argues, represents an attempt to transcend the aforementioned female “body,” with all its limitations and degradations, and become the eternal, pure (male) “mind.”

My letter clearly articulates such a desire: to become, as it were, that quintessentially masculine mind with all its virtues of rationality, essentialism, transcendence and spirituality. In achieving this end, my letter suggests, I would effectively bypass the corporeal limitations of the feminine body; one which has traditionally been viewed as “merely the crude container of the mind” (King, 2004, p. 31).

Regardless of whether we are fully cognisant of them, views such as this are deeply entrenched in our psyche, perpetuated by society’s favouring of a woman’s body or appearance over her intellectual capacity. In *Undoing Gender*, Butler argues that it is impossible to escape the fact that we are both formed by, and reliant on, such social norms, and she argues that to deny this is to deny reality altogether. She proposes another way to live, however, one that involves living paradoxically, stating:

If I have any agency, it is opened up by the fact that I am constituted by a social world I never chose. That my agency is riven with paradox does not mean it is impossible. It means only that paradox is the condition of my constitution (2004, p. 3).

This paradoxical state, Butler suggests, is an ideal site of resistance for women. It involves a realistic acknowledgment that the normative pressures faced by women are deeply ingrained in the social order, while simultaneously finding creative ways to subvert that system.

Such inventive means of challenging a dominant social order are outlined in Michel de Certeau’s *The Practice of Everyday Life* which outlines the consumptive practices inherent in everyday activities as diverse as reading, walking and cooking. Rather than viewing the consumer as an inert and passive entity, however, he uses descriptors for them such as “unrecognized producers,” “poets,” even “trailblazers” to highlight their potential generative capacity (1984, p. xviii). Despite being limited in their

ability to subvert paths etched out by the “strategies” of the powerful, he suggests that consumers regularly create novel, alternative forms of resistance which he labels “tactics.” Since they constitute an “art of the weak” (p. 37) and have no concrete base from which to operate, they must take place, he argues, in the territory of the powerful. In other words, they must subvert from within the system. As Certeau notes:

Although they remain within the framework of prescribed *syntaxes* (the temporal modes of schedules, paradigmatic organization of places, etc.), these ‘traverses’ remain heterogeneous to the systems they infiltrate and in which they sketch out the guileful ruses of *different* interests and desires (1984, p. 34).

Although Certeau never really touches at any length on humour in his treatise, I believe that humour comprises yet another tool or “tactic” for undermining the “strategies” of the powerful. My collection of driver’s licences, for example, constitute a humorous act of rebellion that operates within the “gaps” of the same system that seeks to contain it. Since few personal documents carry more weight, or are more “official” than a driver’s licence, to have one’s photo taken and licence renewed is to remain within the very “framework of prescribed syntaxes” that Certeau discusses. Furthermore, by virtue of its “official,” “governmental” nature and scrupulous monitoring of individuals and identities, the licencing department functions as an apt metaphor for patriarchal rule. If the metaphor works (and I believe it does), then humorously dismissing the licence’s intended purpose constitutes a kind of figurative act of rebellion against patriarchy itself.

One way in which traditional notions of femininity are undermined in the above driver’s licence is through my unorthodox and comical (mis)use of makeup. Traditionally, makeup is viewed as a tool used by women to beautify themselves (the end goal of which is to make them more attractive to others). It is significant, then, that I applied my makeup towards a purely comical end, and that rather than *enhancing* my looks, it clearly detracted from them. In *Femininity and Domination: Studies in the Phenomenology of Oppression* Sandra Lee Bartky highlights the rigid guidelines surrounding the application of makeup, noting that it constitutes “a highly stylized activity that gives little rein to self-expression,” and stating that the woman who is “novel” or “imaginative” in her approach to applying makeup is “liable to be seen not as an artist but as an eccentric” (1990, p. 71). This unorthodox or “eccentric” use of makeup, then, parodically undermines the policing of what should constitute an aesthetic and individualised act of self-expression for women as well as flouting its intended purpose of beautification.

Not only does the driver’s licence eschew customary notions of beauty, but contra the longstanding tradition of woman-as-spectacle, it involves consciously *making* a spectacle of myself. As Helen Malson notes, in Lacanian thought, the woman is associated with an excess, an excess traditionally “not so much celebrated as reviled” while also representing a lack through a figurative castration (1997, p. 236). This compromised position, of being both a “lack” and an “excess,” non-spectacle and spectacle, presents an untenable position, one which reaches its most troubling manifestation in the female “spectacle” who is subject to the relentless scrutiny of the male gaze while also remaining silent, composed and submissive. Noting this imperative for women to embody composure or containment, Catrina Brown and Tod Augusta-Scott state:

From an androcentric lens, women may be seen as talking too much and being too emotional or too needy. The message is that women should ‘tuck themselves in,’ not take up too much space, and not appear to be uncontained (2007, p. 122).

This desire to stay out of view, as it were, while maintaining the perfect body became apparent during another exercise conducted by my therapist wherein I was told to say immediately what came into my head when I thought of being skinny. The following responses were recorded in a journal:

- *If I’m smaller, I’d just feel better. (Later changed to ‘if I’m smaller, I’d just be better’).*
- *I like being treated as I am when I am smaller.*
- *Being smaller means I don’t need to have accomplished as much.*
- *I’m valued less if I’m bigger.*
- *I like fitting into spaces other people can’t and needing less room than others.*

The words that continue to appear here: “smaller,” “less big” “take up less room” exhibit a similar self-effacing logic, a desire to disappear from view, or to at least be *less visible*. In other words, to be the *antithesis* of a spectacle. And yet, a curious logic is at work in that these comments coexisted with a continuation of dressing up for my driver’s licences – an act that places me very firmly back in the sphere of *spectacle-maker* rather than *spectacle*. In *The Female Grotesque: Risk, Excess, and Modernity*, Mary Russo recalls being cautioned as a child against this danger of “making a spectacle” of oneself. Doing so, she recalls, constituted a “specifically feminine danger” and could result from something as innocent as “*overly rouged cheeks, of a voice shrill in laughter, or of a sliding bra strap*” (1994, p. 53, emphasis my own). Coincidentally, these cautionary examples are similar to the ones contravened in my driver’s licence. The “overly rouged cheeks” are not just an amusing disguise, but a comical misappropriation of what is considered to be makeup’s sole purpose. The “voice shrill in laughter” not only expresses amusement, but strips the emperor of his clothes, exposing the absurdity of idealised notions of beauty and containment.

Regardless of her particular response to that pressure, it is undeniable that contemporary Western society places extreme pressure on women to be thin. For whatever reason, the individual with an eating disorder is unable to resist the call. In other words, thinness is a cultural pressure that only some succumb to in levels that are unhealthy and potentially life-threatening while still exercising significant power over the remainder. As Carole Spitzack notes:

There is a fragile dividing line between the obsessional tactics of anorexics and the routine beauty rituals of ‘normal’ women. Everyday performances of femininity... require considerable strategy and endurance because they are scripted meticulously and often judged unmercifully” (1993, p. 2)

Since it is inevitable that these pressures will be felt, how is one to react? What tactics are at the disposal of a woman who wishes to challenge traditional notions of feminine beauty and composure? The answer, I believe, lies somewhere in Butler’s proposal that we exist in a paradoxical state. It is a tenuous position, for sure, but it is bolstered by utilising humour’s destabilising potential, through enacting comical

performances of subversion which challenge the dominion of oppressive notions of “femininity.”



Appendi



References

- Augusta-Scott, T., & Brown, C. (2007). *Narrative Therapy: Making Meaning, Making Lives*. Thousand Oaks, CA: SAGE Publications.
- Bartky, S. L. (1990). *Femininity and Domination: Studies in the Phenomenology of Oppression*. New York, NY: Routledge.
- Berger, J. (1972). *Ways of Seeing*. London: Penguin Books.
- Bordo, S. (1993). *Unbearable Weight: Feminism, Western Culture, and The Body*. Berkeley, CA: University of California Press.
- Butler, J. (1988). Performative acts and gender constitution: an essay in phenomenology and feminist theory. *Theatre Journal* 40(4): 519-531.
- Butler, J. (2004). *Undoing Gender*. New York, NY: Routledge.
- Certeau, M. (1984). *The Practice of Everyday Life*. Berkeley, LA: University of California Press.
- Ellis, C. (2009). *Revision: autoethnographic reflections on life and work*. Walnut Creek, CA: Left Coast Press.
- Foucault M. (1980). *Power/Knowledge: Selected Interviews and Other Writings 1972 1977*. London: Harvester & Wheatsheaf.
- King, A. (2004). The prisoner of gender: Foucault and the disciplining of the female body. *Journal of International Women's Studies*, 5(2), 29-39.
- Malson, H.M. (1997). Anorexic bodies and the discursive production of feminine excess. In J. M. Ussher (Ed.), *Body Talk: the Material and Discursive Regulation of Sexuality, Madness and Reproduction* (pp. 223-245). London: Routledge.
- Morreall, J. (1989). The rejection of humor in western thought. *Philosophy East and West*, 39(3), 243-265.
- Russo, M. (1994). *The Female Grotesque: Risk, Excess, and Modernity*. New York, NY: Routledge.
- Spitzack, C. (1993). The spectacle of anorexia nervosa. *Text and Performance Quarterly*, 13(1): 1-20.

A Virtualization-Based Laboratory for Learners' Hands-On Skills of Hacking

Jung-Lung Hsu, Kainan University, Taiwan
Kuo-Ming Hung, Kainan University, Taiwan
Wu-Yuin Hwang, National Central University, Taiwan
Huey-Wen Chou, National Central University, Taiwan

The Asian Conference on the Social Sciences 2016
Official Conference Proceedings

Abstract

This paper describes an ongoing design project that aims to exploit virtualization for enhancing learners' hands-on experience of attacking and defending systems. In this paper we present Experiential Learning Theory as the theoretical framework. The argument of this study is that the design of pedagogic systems should consider an integral view of cognitive domain (knowledge) and affective domain (attitude), particularly for the class concerning information security. Afterwards, we describe guidelines of how to design an interactive system that can sustain learners' hands-on experience in terms of cognitive and affective domain. This study considers that engineering students would learn better if they have hands-on experience of both attack and defense skills in security education. In this regard, having a controlled and well defined environment whereby students can play the role of attackers and defenders is important.

Keywords: Virtualization, Hacking, Learning Style, Affective Learning

iafor

The International Academic Forum
www.iafor.org

Introduction

It has been recognized that information technology is becoming one of the driving forces that leads contemporary industries to keeping competitive. Despite its benefits, information technology entails the issue of information security, which would probably cause heavy loss. US IC3 (Internet Crime Complaint Center, IC3) released “2013 Internet Crime Report”, indicating that the complaint cases increased to 26.2 million transactions, compared to 23.1 million transactions in 2005. Meanwhile, the report stated that the amount of loss caused by information security raised extremely from 180 million to 780 million. For example, in May 2011, Sony’s PlayStation video games were hacked and resulted in a loss of personal data from approximately 77 million users. Furthermore, a “320-Fi terrorist attacks” that occurred on March 20, 2012 in South Korea eventually paralyzed nearly 40,008 thousand computers.

Although information technology brings lots of convenience, it has entailed many potential risks in our daily life. Information security is one of the risks that may incur heavy loss. Instructors of cybersecurity usually teach theories and mathematics in classes. Learners have little chance to obtain practical skills of how to against cyber-attack. The importance of hands-on experience has been proved by an ancient Chinese proverb, saying that “Tell me and I will forget. Show me and I may remember. Involve me and I will understand.” Thus, some of researchers devoted to proposing guidelines and frameworks for institutions to build professional laboratories for security testing in a cost effectiveness way (Murty, 2008; Nurmi *et al.*, 2009). However, the purpose of these studies focus mainly on the infrastructure of the laboratories. The foci of their attentions were seldom centered on the design of how to effectively enhance learners’ cybersecurity knowledge.

Besides, according to taxonomy of learning domains (David, 1986), educational activities include not only cognitive domain (knowledge), but also affective domain (attitude). Our claim is that the acquisition of cybersecurity knowledge shouldn’t undergo in a learning process without considering affective education. In terms of designing systems that are specifically aimed at improving learners’ achievements, there is very little within the current design literature. Unlike prior research seeking to build professional laboratories for security testing in a cost effectiveness way, this study focus on the design of how to enhance learners’ hacking skills, meanwhile, effectively instilling them with correct attitudes and values to prevent abusing this capability.

Literature review

Based on the tenet of Experiential Learning Theory (Kolb & Kolb, 2005), it is believed that the acquisition of learners’ practical cybersecurity knowledge could be enhanced through actual experience. This study considers that learners’ would learn better if they have hands-on experience of both attack and defense approaches in a well-design setting.

Through the lens of ELT, it is expected that learners’ practical ability and knowledge can be enhanced by the pedagogic activities that emphasize actual experience (Kolb & Kolb, 2005). However, security education shouldn’t be taught in a way that correct attitudes and values are not emphasized. In their study, Pashel warned that once a

student acquires the expertise to attack a system, it is probably for them to use the skills for good or bad intentions (Pashel, 2006). Undoubtedly, teaching learners the attack approaches without the ethical or legal constructs to understand their actions would bring the potential risks (Logan & Clarkson, 2005). Thereby, certain pedagogic design dedicated to enhance ethical or legal awareness to prevent students from conducting malicious acts in the future needs to be addressed.

Based on Kearney's definition (Pashel, 2006), affective learning is "an increasing internalization of positive attitudes toward the content or subject matter". It seems that affective education functions like a compass, which points out the right direction of how to use the knowledge and skills (Boyd, Dooley & Felton, 2006). In a nutshell, any type of security technique can be used properly or abused, such as penetration testing can either become "black hat hackers" or "white hat hackers" (Hartley, 2006). "Black hat hackers" perform unauthorized penetration attacks against information systems, which may or may not be illegal in the country they are conducting (Logan & Clarkson, 2005).

Pilot study

The first stage while designing an interactive system that serves as an ad-hoc laboratory is to determine whether the infrastructure is public or private IaaS. As the information technology continually advances, the application of virtualization becomes potential and various. Currently, there are many public services announced on the Internet that can sustain the aim of this design project. Amazon EC2, for instance, is a system using open Virtualization technology to provide an IaaS service. Through their web services users can create, execute, and terminate dedicated virtual machines to perform needed tasks (Murty, 2008). If the budget is sufficient, Amazon EC2 is reliable and seems a qualified infrastructure service provider.

Alternatively, Eucalyptus, a set of open source packages, seems an affordable solution for system administrators to establish the services based on a private IaaS infrastructure (Nurmi *et al.*, 2009). This solution is better than establishing a hardware-based laboratory because of its flexibility. The problem of using Eucalyptus with private IaaS is that it requires system administrators to modify the underlying information architecture before using Eucalyptus. Practically, it is inconvenient and too complicated for instructors and learners in such an environment. After all, using Eucalyptus probably needs reorganizing or modifying the entire campus architecture (Pittman, 2013).

In order to get rid of the infrastructure constraints, many researchers suggested Emulab (White *et al.*, 2002) because it serves simply as a testbed. Any users can access the services from Emulab through the Internet connection with a Web-GUI interface. This can be an effective and practical solution because an ad-hoc virtualized laboratory is created as users upload the attempted topologies. Technically, an ad-hoc virtualized laboratory represents a specific network topology. The learners can access and conduct various information security experiments, ranging from single system exercise to multi-system development exercises. The entire ad-hoc virtualized laboratory is just a file, so that it can be easily shared between the learners. This kind of virtualized laboratory operates has the potential to dramatically reduce the need for

physical devices. In addition, the learners would be able to access to the virtualized laboratory in their home.

The second stage is on the design of interactive activities that can enhance learners' cognitive abilities. The learners may switch the roles of attackers and defenders during this step. The aim of this arrangement is twofold. On the one hand, playing the role of defender gives the participant the experience of failing to protect the systems, which is believed to help raising their awareness of information security. On the other hand, as an attacker, it allows the participant to hack the systems, which might give him a better understanding of how security systems fail, and then encourage him to tackle and solve the security flaws.

The final stage is based on Krathwohl's taxonomy of affective domain (Krathwohl, 2002). It is suggested to take forty to sixty minutes for the learners to participate in. Learners are expected to express a series of questions associated with what they have done in the lecture. For example, the questions could be "sharing the experience of setting passwords in daily life." "express your feelings and thoughts when logging on the computer from various aspects." The purpose of this design is to signal the learners that improper forms of hacking are both unethical and illegal. Accordingly, an interactive system that can store and share the learners' responses would be helpful.

Discussion and conclusion

In this pilot study, eighteen students majored in Management Information Systems participated. The students were taught three kinds of solutions for building a virtualization-based laboratory: Amazon EC2, Eucalyptus, and Emulab. The concepts of virtualization-based laboratory were first introduced so that the students understand what it means. Next, the students were told the advantage and disadvantages of each solution for them to better understand the limitations of the relevant techniques. Finally, the students were asked to fill out questionnaires to indicate their perceptions towards learning Information Security through virtualization-based laboratory. The purpose of this study was to first collect students' attitude toward virtualization-based laboratory. The results of this pilot study can be helpful while investigating the feasibility of exploiting virtualization-based laboratory.

Table 1 shows the participants' perceptions that were collected by the questionnaire, where "1" stands for "strongly disagree" and "5" stands for "strongly agree". Mathematically, if the mean value is larger than 3, it could be interpreted as that the participants had positive perception toward the pedagogical activity. Overall, participants responded positively to exploiting virtualized laboratory in lecture of Information Security. Regarding the construct of easy to use, participants consistently considered that virtualized laboratory was flexible and easy. The empirical evidence in Table 1 indicates positive perceptions toward the way of learning Information Security through virtualized laboratory.

In a nutshell, while the participants' perceptions were all above-average, the results from the questionnaire indicates that the item related to resolving problems of Information Security was not as high as the other items. The reason might be that learners were only introduced the solutions that can used to sustain a virtualized laboratory. Although the advantages and disadvantages of each solution have been

listed, learners did not have real experience of using a virtualized laboratory in this pilot study.

Table 1. Statistics of the participants' perceptions

Items	Mean	S.D
Easy to use		
I think I could easily use virtualized laboratory to learn security.	3.31	0.23
Learning virtualized laboratory can be easy for me.	3.43	0.46
It is easy to construct the needed settings via virtualized laboratory.	3.61	0.59
Usefulness		
Using virtualized laboratory can enhance learners' hands-on skills.	4.01	0.31
Virtualized laboratory helps learners to study scenarios of security.	3.68	0.68
Using virtualized laboratory to learn security is practical.	3.79	0.47
Self-efficacy		
I believe using virtualized laboratory can improve understandings of security.	4.19	0.63
I believe learning virtualized laboratory can enhance hands-on skills.	3.93	0.87
I think I can resolve security problems when virtualized laboratory.	3.16	0.86

In this paper we argued that the acquisition of cybersecurity knowledge shouldn't undergo in a learning process without considering affective education. Through this work in progress we hope to make clear the procedure of how to construct virtualization-based laboratories. In addition, we tried to provide guideline of how to enhance learners' hands-on skills of hacking, meanwhile instill them with correct attitude. Once learners understand how attackers work, then they will be able to emulate the attackers' activities if they plan on carrying out a useful security policy in the future. Based on the guidelines of this paper, an empirical research will be conducted in order to collect more useful feedbacks from the learners.

Acknowledgment

This study was supported by a grant from the Ministry of Science and Technology, under the grant number: MOST 104-2511-S-424-004.

References

- Boyd, B. L., Dooley, K. E., & Felton, S. (2006). Measuring learning in the affective domain using reflective writing about a virtual international agriculture experience. *Journal of Agricultural Education*, 47(3), 24-32.
- Hartley R. 2006. Ethical Hacking: Teaching Students to Hack. *INFOSEC Writers*, November, 5.
- Kolb, A. Y., & Kolb, D. A. (2005). Learning styles and learning spaces: Enhancing experiential learning in higher education. *Academy of management learning & education*, 4(2), 193-212.
- Krathwohl, D. R. (2002). A revision of Bloom's taxonomy: An overview. *Theory into practice*, 41(4), 212-218.
- Logan, P. Y., & Clarkson, A. (2005). Teaching students to hack: curriculum issues in information security. *ACM SIGCSE Bulletin*, 37(1), 157-161.
- Murty, J. 2008. *Programming Amazon Web Services: S3, EC2, SQS, FPS, and SimpleDB*, O'Reilly Media.
- Nurmi, D., Wolski, R., Grzegorzcyk, C., Obertelli, G., Soman, S., Youseff, L., & agorodnov, D. (2009, May). The eucalyptus open-source cloud-computing system. In *Cluster Computing and the Grid, 2009. CCGRID'09. 9th IEEE/ACM International Symposium on* (pp. 124-131). IEEE.
- Pashel, B. A. (2006, September). Teaching students to hack: ethical implications in teaching students to hack at the university level. In *Proceedings of the 3rd annual conference on Information security curriculum development* (pp. 197-200). ACM.
- Pittman, J. (2013). Understanding System Utilization as a Limitation Associated with Cybersecurity Laboratories—A Literature Analysis. *Journal of Information Technology Education: Research*, 12, 363-378.
- White, B., Guruprasad, S., Newbold, M., Lepreau, J., Stoller, L., Ricci, R., & Joglekar, A. (2002). Netbed: an integrated experimental environment. *Computer Communication Review*, 32(3), 27.

***UN Essentials or Reinventing the Wheel: Rising Powers and the Decline of
Trilateralism in Middle East Peace-Making***

Ian Nelson, The University of Nottingham, China

The Asian Conference on the Social Sciences 2016
Official Conference Proceedings



iafor

The International Academic Forum
www.iafor.org

Introduction

‘The agreed basis for a peaceful settlement of the conflict between Israel and its neighbors is United Nations Security Council Resolution 242, in all its parts.

After four wars during 30 years, despite intensive human efforts, the Middle East, which is the cradle of civilization and the birthplace of three great religions, does not enjoy the blessings of peace. The people of the Middle East yearn for peace so that the vast human and natural resources of the region can be turned to the pursuits of peace and so that this area can become a model for coexistence and cooperation among nations.

(...) the peace proposals made by both leaders, as well as the warm reception of these missions by the peoples of both countries, have created an unprecedented opportunity for peace which must not be lost if this generation and future generations are to be spared the tragedies of war.’¹

Over a period of some thirty-eight years, the five major diplomatic efforts to resolve the Israeli-Palestinian question (widely seen as the issue at the heart of the broader Arab-Israeli conflict), have been characterised by a trilateralist negotiating approach – bilateral Arab-Israeli talks, unilaterally overseen by the United States. As a result the traditional recourse to the open organisational forum for conflict resolution centred on the United Nations (UN) and international law (exemplified by the first such referral and undertaking of note on the subject of Arab-Jewish tensions, the Partition Plan - UN Resolution 181 (II), 29 November 1947) has been somewhat sidelined in the post-1967 Six-Day War era in favour of private peace talks premised on trilateralism.

Commencing with the Egyptian-Israeli summit hosted by president Jimmy Carter in 1978 and the resulting Camp David Accords, the diplomatic U.S.-led sequence of peace initiatives continued with the Madrid Conference in 1991 (theoretically jointly chaired by president George H W Bush and the Russian general secretary, Mikhail Gorbachev, just prior to the implosion of the Soviet Union). The meeting in Spain was followed by the Oslo Accords (1993), along with the Camp David and Taba summits of 2000 and 2001, which were championed by president Bill Clinton, and the chain effectively concluded with the Road Map for Peace launched by president George W Bush in April 2003 on the day military activities ceased at the conclusion of the invasion phase of the Iraq war.

Although the achievement of the first peace agreement in 1979 between Egypt and Israel was heralded in the West as a major advancement in the normalisation of Arab-Israeli relations, the emergent details of the treaty were roundly criticised outside the northern hemisphere, not least in Egypt itself, but also by the Arab League, the UN General Assembly, and the People’s Republic of China (a permanent UN Security Council member), for not only by-passing the auspices of the UN, but for excluding the Palestinians from a process substantially devoted to shaping the terms of their own right to self-determination. Moreover, a succession of trilateralist U.S. initiatives specifically designated to address the Israeli-Palestinian conflict, have been singularly distinguished by their repeated failure to arrive at a peace settlement, as the original and underlying cause of the Arab-Israeli struggle has repeatedly escaped a resolution.

Trilateralism as a U.S. negotiating strategy in Arab-Israeli affairs, emerged during the tense bipolar atmosphere of the Cold War superpower rivalries. As a doctrine conceived and fostered under the administration of president Richard Nixon, as Hulme had noted, it was also adopted beneath the

¹ ‘The Camp David Accords, Framework for Peace in the Middle East’, *The Jimmy Carter Library*, 5-17 September, 1978, <http://www.jimmycarterlibrary.gov/documents/campdavid/accords.phtml>

'long shadow cast by Henry Kissinger's post-1973 policies', when the 'three principles' of Washington's engagement were established, 'US dominance over the "peace process"; no "imposed" peace by third parties; and commitment to "step-by-step" negotiations'.² Ostensibly introduced as a tactic to soft shoulder Moscow from securing a greater presence in a geo-political domain that Washington was increasingly keen to try and maintain under its own ideological terms, particularly in the context of a decreasing role for the former imperial-colonial powers of British and France after the Suez Crisis of 1956, and what the White House and State Department perceived as the vulnerability of states like Egypt, Syria, Lebanon, Iraq, and Jordan, to the creeping threat of Communism in the nationalist movements of the newly independent Arab countries, the efforts to address the Israeli-Palestinian question have always been encompassed by the overarching canvas of regional circumstances, combined with the world-wide tussle between the Soviets and the United States.

In the main support for a trilateralist approach has been quintessentially sustained by the belief that only the U.S., with its financial leverage and military prowess, in conjunction with its assumed influence on Israel and key Arab states (centrally, Saudi Arabia), is best positioned to arbitrate and deliver peace. The initial success of trilateralism, epitomised by the Egyptian-Israeli peace agreement, perpetuated this sense of American diplomatic and political omnipotence throughout much of the 1980s and 1990s, this despite the fact that a breakthrough in the Israeli-Palestinian question remained illusive, or occasionally left unattended, and the comprehensive Arab-Israeli agreement that was expected to follow never really materialised. On the contrary far from the momentum for a region-wide peace the accords of 1978 were meant to create, some of the unforeseen consequences are viewed to have enhanced the expansionist policies of the right-wing Likud bloc in Israel, thereby inadvertently prolonging and spreading the conflict.

With the most populous Arab state and largest military power to directly border Israel effectively neutralised, the situation is thought to have helped facilitate the invasion and occupation of southern Lebanon by Israel in 1979 and 1982, which only ended in 2000. This turn of events is thought to have led indirectly to the start of the first Palestinian uprising (1987), as Israel, after dismantling its civilian settlements in the Egyptian Sinai, expanded and accelerated its settlement programme in the Occupied Palestinian Territories; an Israeli policy decision that may have been calculated on the premise that having expelled the Palestine Liberation Organisation (PLO) from Lebanon to Tunis, the Arab population of the West Bank, East Jerusalem, and the Gaza Strip, denied the physical proximity of the formal Palestinian resistance, and already marking the twentieth anniversary of the Israeli military occupation, would be sufficiently undermined psychologically as to render their ability to offer any noteworthy resistance to Israel as futile.

Generally speaking, and despite the significant repercussions arising from the near ritual cycle of confrontation (poignantly highlighted by the global economic and industrial recession following the Arab oil embargo and dramatic price increases after the 1973 war in a response to western military support for Israel), the diplomatic front-running undertaken by a string of U.S. presidents and secretaries of state in Mideast peace efforts have gone largely unchallenged. Among a majority of European countries, and any number of moderate pro-western Arab regimes, notably, Egypt, Jordan, and the Gulf states, including a long line of Israeli and Palestinian leaders extending to at least the 1980s, the American-led trilateralist template has traditionally attracted a fairly consistent degree of support. While the Oslo talks (secretly broached by a Norwegian diplomat in the first instance) produced an Israeli-PLO mutual recognition agreement in 1993, and a peace treaty between Israel and Jordan in 1994, gave a renewed energy to the trilateral mode of diplomacy, the

² Hulme. Derick L. (Jr.), (2008: 13) '*The Israeli-Palestinian Road Map for Peace: A Critical Analysis*', (Maryland: University Press of America)

primary issues underpinning the causes of conflict between Israeli and the Palestinians – final borders, the status of Jerusalem, the right of return for refugees (Arab and Jewish³), statehood, and mutual security – remained resolutely unresolved and mostly untouched amid escalating violence and a hardening of positions as political and religious extremisms continued to gain ground within both Israeli and Palestinian societies.

Two decades later, and with no resolution in prospect, the absence of dissent among the chief exponents of U.S. trilateralism had begun to change. A series of votes by the British, Swedish, Spanish, French, and Irish parliaments to recognise Palestine as a state – based on the Green Line boundaries of 1967 (the 1949 ceasefire lines) – that began with Iceland in 2011,⁴ and extended to the Vatican City State, has continued with a decision by Greece to follow suit in December 2015.⁵ What this developing pattern in decision and policy-making arguably constitutes, is not just a growing degree of impatience with the glacial pace of progress towards a two state resolution (or occasionally, the lack of any development), but more significantly, perhaps, the deviation also represents a broader and deeper international political frustration and financial wariness that encompasses both a general fatigue with the actual diplomatic mechanism, namely, the trilateralist negotiating template itself, and by implication, the prominence, if not dominance, of the U.S. in shaping the nature and the conduct of the Israeli-Palestinian peace efforts over a lengthy and mostly fruitless period of time. The sequential distancing from the Americans by an increasing number of western European governments (many of which have been close and long-term partners of Washington), must also say something about a breakdown of confidence in the ability of the US to deliver an agreement, and thus, a resolution of the conflict; a confidence, that in spirit, lies at the heart of the trilateralist approach. What might be considered more disconcerting about the ebbing of support away from trilateralism from within the European legislatures is that it occurred during the tenure-ship – that in light of the Cairo speech in 2009 – initially looked to be one of the more promising U.S. presidencies, – that of Barak Obama. Although Obama reaffirmed the foreign policy position of the US at the outset of his first term in office by stating the ‘only resolution is for the aspirations of both sides to be met through two states’,⁶ the impetus assisted by a fresh pair of eyes and ears, and widespread regional and international goodwill, soon ran into difficulties as the peace talks foundered in the wake of a somewhat personalised stand-off between Obama and the Israeli prime minister, Benjamin Netanyahu, over the continued settlement activities of the Israeli governments in the Occupied Territories. Regardless of the continued paralysis in the U.S.-Israeli dialogue across much of the two Obama terms in office, the administration showed few signs of departure from the trilateralist negotiating model that had folded on each occasion in the past, and which has done little over the same period to stem the downward flow of belief and trust from European, regional, and international allies in the classic trilateralist trajectory.

Aside the apparent impasse in the American efforts to secure a resolution to one of the longest running and destabilising conflicts in world affairs, a number of political, diplomatic and economic factors have contributed to the seeping, but inexorable shift in the position of the Europeans from a peace process headed by the US. Among the most pressing determinants has been the global

³ See, ‘Return to Morocco’, *Al Jazeera English*, 21 January 2015,

<http://www.aljazeera.com/programmes/aljazeeraworld/2015/01/return-morocco-2015120124346751467.html>

⁴ ‘Iceland recognises Palestinian state’, *The Guardian*, 30 November 2011, <http://www.theguardian.com/world/2011/nov/30/iceland-recognises-palestinian-state>, accessed 27 April 2015.

⁵ ‘Greek parliament votes to recognise Palestinian state’, *Al Jazeera English*, 22 December 2015, <http://www.aljazeera.com/news/2015/12/greece-recognises-state-palestine-151222144252203.html>

⁶ ‘Remarks by the President On A New Beginning’, Cairo University, Cairo, Egypt, 4 June 2009, ‘Remarks by the President at Cairo University, 6-04-09’, *The White House, Office of the Press Secretary* (Cairo, Egypt), <https://www.whitehouse.gov/the-press-office/remarks-president-cairo-university-6-04-09>

economic downturn caused by the crash in the investment banking sector in 2008, which had tendency to focus many minds on more urgent domestic challenges, but also raised further questions about the sustainability of maintaining, without end, the ascending financial cost of the Israeli-Palestinian conflict. Additionally, the scale of the on-going post-Arab Spring conflicts in Syria, Iraq, Libya, and Yemen, and the phenomenal rise of ISIL (the Islamic State in Iraq and the Levant), have all assisted in the gradual shift in positions and priorities of some major players. As the former British Foreign Secretary, Jack Straw, recently expressed,

‘On Israel/Palestine I would wish that the UK and the West, particularly the EU, takes a more robust line. I have said this earlier but the practicalities of Israeli policy mean that the ever-expanding number of illegal settlements makes a two state solution less and less likely, day by day. The US, with the strong lobby forces at work across the Atlantic, moves only at a snail’s pace on this issue. We, the UK, and the EU, should move faster.’⁷

On the basis of that particular perspective, some of the reasons offered for the changes in the European mindset could hardly be clearer. Additionally, there are other and possibly equally compelling motivations that seem to have frayed the patience of countries that have previously been supportive and largely uncritical of the U.S. and Israel. In some quarters that restiveness has developed into a call for a stronger and more autonomous stance by the Europeans and international community. As Straw also added, on the settlement building, the EU ‘should be clear that the Israelis are, bluntly, stealing Palestinian land.’ He continued, ‘Israel will obdurately continue this policy so long as there is no price for doing so’. But what was more significant, perhaps, was that Straw concluded, ‘we should be ready to consider other measures’.⁸ The ‘other measures’ already applied in the wider world and elsewhere in the Middle East (principally, Iraq and Iran, but hitherto not seriously considered or advocated in the case of Israel), have typically included sanctions, boycotts, and inspections; ‘measures’ could also be interpreted to include the application of an imposed resolution of the conflict based on UN Resolutions 242 (1967), whatever the protestations from Ramallah or Tel-Aviv, and the deployment of an international military force – similar to the United Nations Interim Force in Lebanon (UNIFIL) example in south Lebanon.⁹

On the related question of sustainability, some of the more recent wars (notably, the 2006 Israel-Lebanon war, and the 2006 and 2014 Israel-Gaza conflicts) have been notable, not just for the disproportionate civilian casualties incurred, but by the nature and scale of material destruction – substantial areas of Beirut and Gaza City were reduced to rubble, as was a good deal of the surrounding network of social overhead capital, principally roads, bridges, airports and harbours. Among the most questionable incidents, however, was the Israeli bombing of non-military targets, in particular, infrastructural facilities like the 75 million (110 million) sewage treatment plant in Gaza; much of it, as was reported, had been funded by the ‘World Bank, (...) France, Sweden, the European Union, Belgium and other donors’,¹⁰ along with regional, international aid and development programmes. Besides the consternation raised by the advent of another war, the repeated damage has caused a number of donors to re-think their strategies in terms of whether such levels of funding can be directed indefinitely at a situation of conflict without the reasonable prospect of resolution in sight, and in the lack of a meaningful negotiating process.

⁷ Straw, Jack. ‘Brismes Lecture: The Future of British Foreign Policy in the Middle East’, *British Journal of Middle Eastern Studies*, Vol. 42, No.4, (2015), p. 380, <http://dx.doi.org/10.1080/13530194.2015.1046257>

⁸ Straw, Jack. ‘Brismes Lecture’, p. 380.

⁹ UNIFIL was established through UN Security Council resolutions 425 (1978) and 426 (1978) on the 19 March 1978, <http://unifil.unmissions.org/Default.aspx?tabid=11552&language=en-US>

¹⁰ Salem, Mohammed. ‘World Bank says Blair sewage project in Gaza may collapse’, *Reuters*, 8 June 2009, http://cncc.bingj.com/cache.aspx?q=blair%2c+sewage+treatment+plants%2c+gaza+&d=5038560803494631&mkt=zh-CN&setlang=en-US&w=rTY2A3hGLy3zRc0us+Tu2QH_Z_MA71OhL

Alongside the familiar, almost routine occurrences of war between Arabs and Israelis, the plight of Middle Eastern refugees have rightly been at the centre of international attention in recent years. However, for the most part, Palestinian refugees, and the precise historical circumstances of their predicament, and their current situation in the civil war zones of Syria and Iraq, for instance, and to a lesser extent, Lebanon, and the Occupied Territories, has gone mostly unnoticed outside the region. Whether expelled by force of arms or from misguided fear triggered by propaganda, between 1947 and 1949 around 700,000 Palestinians became refugees in Lebanon and elsewhere across the region, with the addition of some 750,000 refugees after the 1967 war. While high profile visits by western political leaders have rightly highlighted the Syrian refugee crisis, the less visible aspect of the Palestinian refugees was largely overlooked, though not by some liberal news commentators, 'Lebanon, which has population of 4 million, is hosting 1.1 million Syrian refugees in internal tented settlements. These contrast with formal refugee camps, which host 450,000 Palestinian refugees.'¹¹ At the same time, and in some contrast, it was misleadingly reported by some press outlets, that 'Around 29 million of the funding announced by Mr Cameron in Madrid earlier this month will be spent in Lebanon - with some of the cash going to Palestinian and Lebanese citizens to reduce tensions between the groups'.¹² The reality, however, is that the Palestinians in Lebanon, as elsewhere in the Middle East, are not 'citizens', but refugees, a status that excludes them from fully integrating into their host states, but affords them the legal 'right of return' to their homes and property, in either the Occupied Territories, or inside Israel.

For the greater part, Palestinian refugees have been the responsibility of UNWRA, the United Nations Work and Relief Agency, established in 1949. Seventy years later, the agency employing 30,000 staff is still providing many life preserving essentials – housing, food, water, health care, and education ('700 schools and half a million pupils'), to a community now numbering 5.2 million people in 2016, and 'pending' what Ban Ki-moon, the UN Secretary-General, described as a 'just and lasting solution to their plight.' Additionally, and reflecting on the rotating implications of conflict overspill in the region, at a special meeting of UNWRA (4 May 2016) Ki-moon commented, that 'shortly after the end of the devastating conflict in the summer of 2014', he 'saw first-hand how UNRWA's 252 schools went from providing quality education to 240,000 children, to offering sanctuary to 300,000 displaced in Gaza.' Similarly, he stated, 'In March, I saw for myself UNRWA's extraordinary work in Lebanon. I visited the Nahr El Barad camp, destroyed in 2007, and witnessed the progress to rebuild it.'¹³

The longevity and burgeoning proportions of the provision, however, have place an increasing strain on UNWRA resources, and while substantial supplementary contributions by some European donors (primarily Sweden) have fortuitously been forthcoming, staving of an emergency caused by a 'shortfall of 101 million US dollars' in 2015, a swelling demand exacerbated by natural demographic growth, and the regular destruction of schools, hospitals, along with other social facilities in war, have placed further circulating questions, not just about the direction of the trilateralist approach, but ultimately about the future sustainability of the UNRWA project itself, even from inside the auspices of the agency, and amid suggestions that extremist groups might step in to fill the void should the services be reduced or suspended altogether. In response, UNWRA

¹¹ Watt, Nicholas. 'David Cameron visits Lebanese refugee camp', *The Guardian*, 14 September 2015, <http://www.theguardian.com/politics/2015/sep/14/david-cameron-visits-lebanese-refugee-camp>

¹² McCann, Kate. 'David Cameron visits Syrian refugee camp in Lebanon', *The Telegraph*, 14 September 2015, <http://www.telegraph.co.uk/news/uknews/immigration/11863018/David-Cameron-visits-Syrian-refugee-camp-in-Lebanon.html>

¹³ 'UN Secretary-General's Remarks on the Sustainability of UNWRA', *UN Headquarters*, New York, 5 May 2016, <http://www.unrwa.org/newsroom/official-statements/un-secretary-generals-remarks-sustainability-unrwa>

‘introduced stringent budget processes and controls and approved a zero-growth budget for 2016’ and (...) reduced around 12 million in core planned expenditure in 2015 and forecasts a further reduction of around 18 million this year [2016].’¹⁴

Emerging powers China.

Against the backcloth of these complicated and overlapping events, not only has the notion of a search for complimentary or alternative ideas and actors among the emerging and relatively untested diplomatic powers been tentatively muted, but simultaneously, whether the vacuum left by a general waning of interest among the customary cohort of financial donors can be supplemented or met by rising powers like China.

Since the early 1990s, China’s increasing peace-keeping role has gone hand-in-hand with its economic rise and expanding conventional military capabilities, to the extent that as its own Ministry of National Defence recently stated (2014), ‘China is now the sixth-largest contributor of UN peacekeeping funding and the largest among developing countries. China is also the largest contributor of peacekeepers among the five permanent members of the Security Council. It has participated in 24 peacekeeping missions and has sent more than 27,000 peacekeepers.’¹⁵ Though mostly deployed in the African continent (including South Sudan, Western Sahara, Liberia, and the Democratic Republic of Congo), Chinese personnel have also contributed to the work of UNIFIL.

Historically, however, of the five major Arab-Israeli peace initiatives since 1978, the involvement of China (in its totality) through choice, or by western design has fallen somewhere between nominal and occupying a peripheral capacity within the latter stages of the Road Map, the international multilateralist peace plan, originally conceived and sponsored by the Quartet for the Middle East (EU, Russia, UN, and US), that despite EU reservations, became effectively transformed by president George Bush (junior) into an archetypal trilateralist U.S. initiative in early months of 2003. Prior to that minor discerning part, Beijing had generally confined itself to making observational comments from afar while at the same time, consolidating its domestic and regional credentials in the post-1949 civil war period, and walking an international political tightrope as the communist government positioning itself in the no-man’s-land between the U.S. and the Soviet Union, amid Beijing’s declining relationship with Moscow after 1956, and during the internal volatility in the years immediately after Mao Tse-tung’s passing in 1976.

Although the Republic of China was replaced on the UN Security Council in 1971 by the People’s Republic of China, the essential character of Beijing elevation to the high table of international diplomacy is that it has been largely conspicuous by its near complete absenteeism from the western Middle East peace efforts. Nevertheless, with the advent of China as one of the leading economic forces in world affairs, Beijing might well be induced to take a greater role in peace-making, as it is has been in peace-enforcing. But that possibility will almost certainly require the abandonment of trilateralism led by the U.S., and a return to the vehicle of the UN, pre-requisites Washington and some of its western allies, thus far, show few signs of heeding, or even substantively exploring. Unwilling to jeopardise the overreaching tandem of precedences located in maintaining energy security (crucially, Arab oil supplies), and a domestic social agenda driven by a programme to lift a further tens of millions from rural and urban poverty, Beijing will not easily step into the Middle Eastern quagmire simply in order to relieve the western powers of a situation largely of their own

¹⁴ ‘Remarks by Commissioner-General Pierre Kr henb hl on UNRWA Sustainability’, *UN Headquarters*, New York, 5 May 2016, <http://www.unrwa.org/newsroom/official-statements/remarks-commissioner-general-kr-henb-hl-unrwa-sustainability>

¹⁵ hou, Su. ‘China to increase UN peacekeeping role, official says’, *China Daily*, 15 October 2014, http://www.chinadaily.com.cn/china/2014-10/15/content_18744235.htm

making. As curtailed as the activities of China might have been in the past, as a former injured party to western imperialist ambitions in South-East Asia, the arguably unique sympathy, if not empathy, among the UNSC members the Chinese have with the people of the Mideast region, may just, in the medium or long-term, have an influence in determining otherwise.

Conclusion

The League of Nations came into being in 1919. Barely two decades later, the United Nations emerged in June 1945, again in the immediate aftermath of another universal confrontation, World War Two, only this time with the additional spectre and unimaginable horrors posed by the pending commencement of the nuclear age. With some parts of Europe reduced to a smouldering ruin, and the war in the Pacific still underway, the representatives of some fifty nation states gathered in San Francisco to fashion a new intergovernmental organisational model for the governance of international affairs. Facilitated by the urgency and goodwill engendered by the suffering and desolation inflicted by five years of war, and the failings of the previous organ, the UN was endowed with its own military force, denoted and now internationally recognisable by its black and white equipment, blue berets and helmets. The lessons of the concluding chapter to the last global cataclysm – the dropping of the atomic bombs on Hiroshima and Nagasaki, and the Nuremberg trials that consolidated the jurisdiction of international law – should irrefutably inform us that in all likelihood there will not be another post-world-wide situation from which to form a third and potentially improved international organisation; that is unless we are prepared to contemplate sitting amid a nuclear wasteland attempting to better an imagined model from what went before. The hard reality dictates that as imperfect as the United Nations might be, there is not going to be a realistic or remotely palatable opportunity for re-inventing the UN wheel; there cannot be a post-Third World War in which to build on the blueprint of the UN inherited in 1945, and in many ways there is little or no need. The UN essentials, the legal and moral principals enshrined in the UN Charter – in essence, that all states and actors are equal under the law, just as they are all equally accountable to the law – are just as valid and infinitely universal as they were when they were originally adopted.

In specific trilateralist and Israeli-Palestinian terms, if one defining factor has illustrated the inherent risks for individuals engaged with the task of resolving the Arab-Israeli conflict, then it has to be the roll call of diplomatic casualties slain by Arab and Jewish assassins, notably, Lord Moyne (1944) the Anglo-Irish British Minister of State in the Middle East, Count Folke Bernadotte the Swedish U.N. diplomat (1948), King Abdullah I of Jordan (1951), U.S. Senator Robert F. Kennedy (1968), President Anwar Sadat of Egypt (1981); and Israeli Prime Minister, Yitzhak Rabin, in 1995. What this list of fatalities evidently precludes is any further reliance on a singular figure or select group, however well-meaning. Similarly, what the evidence also invites is a full return to the practical principles established in 1945, along with the relative anonymity and safety of the collective and the United Nations as the organisational avenue for conflict resolution. Such a move would be key to protecting the leading lights involved in negotiations, while at the same time putting the weight of the international community behind the UN as the enforcing agents of its resolutions. It is not as though the so-called intractability of the Israeli-Palestinian question is beyond answers, or indeed a solution, after all, all the major issues are covered by international law, and a series of UN resolutions that have been in existence since 1967, if not 1947. If the Zionist movement in Palestine unilaterally imposed the State of Israel with its declaration of independence in May 1948, barely sixth months after the 1947 partition plan proposed a two state resolution – one Arab state, one Jewish state – and amid the mayhem of the post-1945 era, then there is surely, with all the technological advantages of the contemporary world, no tangible reason why a State of Palestine cannot be established by the close of 2016, avoiding the repeated delays of five years, and two years incorporated into the 1978 accords, and the Road Map in 2003.

With a 136 of the 193 member states of the United Nations recognising Palestine as a state, international opinion seems to be in front of the diplomatic hesitancy displayed by the U.S. While the assertion by president Barak Obama in 2009 that we ‘cannot impose peace’¹⁶ may be accurate, an adherence to international law and UN resolutions can doubtlessly be imposed. Moreover, the establishment of Israel has certainly not imposed a peace, but it did impose justice for the Jewish people after centuries of endemic persecution. Though the failure to implement a just settlement for the Palestinians has left little room for optimism, the unresolved Israeli-Palestinian conflict continues to raise daunting questions about the sustainability of not enforcing a resolution in a region that is more than capable of drawing the rest of the world into its war-torn and suspected nuclear grasp, a prospect no established or rising power can escape or afford to ignore.



¹⁶ ‘Remarks by the President On A New Beginning’, Cairo University, Cairo, Egypt, 4 June 2009, ‘Remarks by the President at Cairo University, 6-04-09’, *The White House, Office of the Press Secretary* (Cairo, Egypt), <https://www.whitehouse.gov/the-press-office/remarks-president-cairo-university-6-04-09>



Urban Governance and 'Human' Development Challenges in India

Vandana Mishra, Motilal Nehru College, University of Delhi, India

The Asian Conference on the Social Sciences 2016
Official Conference Proceedings

Abstract

The development process in the developing countries faces many challenges: poverty, illiteracy, violence, social conflicts, corruption, and the ever widening socio-economic gaps in the society. The government of these countries, through specific political institutions, laws, and policies tries to de-entangle the society from these ills. But in India it has been realized that in order to build a secure and harmonious society the 'governance process', other than the formal structures of government, needs to be given more space and opportunities. The major onslaught of these above mentioned challenges is increasingly visible in the cities thus calling for a newer and better urban governance agenda and people as 'active citizens' and 'affected human beings' need to be put at the heart of this agenda. Within the limited scope of this paper, the author proposes to investigate into the following areas:

- a) Is there a need to change the institutions/structures of governance in India or there is a need for inculcating a new vision?
- b) The goal of governance should only be to increase the pace of Human Development or also to change the 'face' of Human Development?
- c) What are the various expressions of Human development challenges in the wake of rapid urbanisation in India?
- d) Policy alternatives and plausible civil society actions.

Keywords: Urban Governance, Human Development, Challenges

iafor

The International Academic Forum
www.iafor.org

Introduction

Over the past four decades, the world has witnessed many shifts on the politico-socio-economic front- the emergence of newly independent countries in Asia, Africa, and Latin America; the demise of USSR; the crash of Berlin wall; Globalization as a new global economic policy; recognition and wide acceptance of the agendas of environment protection, human rights and gender equality, and so on and so forth. These changes/shifts have been, unfortunately, accompanied by the ills of power centric uni-polar world, widening gaps between the rich and the poor, neo-colonialism, violence, ethnic-conflicts, terrorism, etc. How does a developing country (India) respond to these changes? Is it enough just to codify rules, regulations, policies, and procedures by the government or more participatory norms for better governance needs to be evolved? The major onslaught of these above mentioned challenges is increasingly visible in the cities, and more so in the cities in developing countries. Globalization, environment, gender, decentralization, poverty, and sustainable development (to mention few) are issues that call for newer and better urban agenda. The role of the government and the mode of governance at the urban level need 'rethinking'.

The term 'government' and 'governance' are often used interchangeably. Government is described as "the complex of political institutions, laws, and customs through which the function of governing is carried out in a specific political unit."ⁱ Governance on the other hand, is a process through which actors from the state, the civil society, and the private sector articulate their interests, exercise their rights and obligations, and mediate their differences. "Governance as a concept recognizes that power exists inside and outside the formal authority and institutions of government. Many definitions of governance include three principal groups of actors: government, the private sector and the civil society. Second, governance emphasizes 'process'. It recognizes that decisions are made based on complex relationships between many actors with different priorities. It is a reconciliation of these competing priorities that is at the heart of the concept of governance."ⁱⁱⁱ Thus government is understandably one of the actors in governance. The present and the future demand that in order to build a secure, harmonious and livable society free from violence and terror the 'governance process' needs to be given more space and opportunities.

The already intricate task of governance becomes all the more obscure in the context of the present urban areas comprising mainly of cities with open boundaries, complete fluidity, and excessive population influx. According to 1991 census, 25.72% population in India was living in urban areas. It increased to 27.8% in 2001ⁱⁱⁱ and to 32.5% in 2012^{iv}. Although urban growth has slowed down in relative terms (3.8% in 1971-81 to 3.1% in 1981-91 to 2.7% in 1991-2001), its increase in absolute terms cannot be ignored. According to UN, by the year 2020, India will have close to 648 million persons in the urban areas, accounting for roughly 47% of its total population.^v The problems created by rapid urbanization dazzle practitioners, scientists, activists and the city dwellers themselves because of their complexity, severity and urgency. Also, while the phenomenon of urbanization is widely accepted as being as inevitable by-product of development, there are many undesirable fall-outs also. For example, in India, rapid urbanization has resulted in housing, electricity, water, and sanitation problems; poverty; slums; regional imbalance; need for better town planning; crime; waste management; emerging markets and their management;

street vendors and their management; prostitution; traffic management; public security issues; etc.

Thus the importance of urban governance, generally in the developing countries, has increased enormously in recent years. “Urban governance is the sum of the many ways individuals and institutions, public and private, plan and manages the common affairs of the city. It is a continuing process through which conflicting or diverse interests may be accommodated and cooperative action can be taken. It includes formal institutions as well as informal arrangements and the social capital of citizens”.^{vi} The argument here is that the state alone cannot check the alarming increase in the problems ushered in by the rapid growth of the urban population. ‘In place Governance Mechanism’ including civil society participation as well as decentralization is an accepted policy recommendation in order to identify the diverse needs and demands at the local level.

Basic Features of Urbanization in India

The urban centers in India primarily depict cities inhabited, on the one hand, by a population who benefit directly from the economic growth and the resultant infrastructural development in that city and on the other hand by the people having no access even to food, water, health, housing, etc. Thus the challenge before the urban governance is not only of providing facilities for this mix of population but also of their social inclusion. It is important to highlight the basic feature of urbanization in India^{vii}:

- A. Urbanization occurs without industrialization and strong economic base.
- B. Urbanization is mainly a product of demographic explosion and poverty induced rural-urban migration.
- C. Rapid urbanization leads to massive growth of slum followed by misery, poverty, unemployment, exploitation, inequalities, degradation, in the quality of urban life.
- D. Urbanization occurs not due to urban pull but due to rural push.
- E. Poor quality of rural-urban migration leads to poor quality of urbanization.^{viii}
- F. Distress migration initiates urban decay.

Table 1.1 highlights the probable reasons of migration into the cities thus leading to numerous added responsibilities and challenges for the urban governmental setup:

Table 1.1
Rapid Urbanization and Challenge for Urban Governance

	Probable causes for migration into cities	Resultant pressures and problems	Challenge for Urban Governance
1.	Poverty induced migration of illiterate and unskilled laborers.	Slums, jhuggis, footpath dwellers, squatters; pressure on civic infrastructure like water supply, sewerage and drainage, solid waste management, etc; crime and illegal activities like electricity theft etc.	Challenge of Physical and Social Inclusion

2.	Migration of trained employable workforce	Pressure on existing infrastructure like housing, schools, etc.; increased demand for land use; reduction in green area, pollution, traffic jams, crowded public transport.	Spillover effect leading to 'extension cities'
3	Migration for better salary options	Increased usable money; consumerism; more waste generation-paper, plastic, e-waste; unsafe recycling practices-acid bathing, open burning of waste.	Major health and environmental challenge

Institutional mechanism, financial requirements and development needs have been the favorite agenda of almost all formal and informal structures and mechanisms involved in urban governance. But the human development challenge is the most complex agenda of urban governance.

uman Development Challenges

Nobel-laureate economist Amartya Sen, in an article 'Alternate Approaches to Development'^{ix} expressed – “Certainly, development is concerned with progress of some kind – with enhancement of some good thing. The question is: What good thing? The plurality of possible answers leads to some alternative views of development. Is development to be seen as essentially an economic growth: the expansion of, say GNP or national income? Or should we go beyond all this and see development as enhancing the lives and freedom of people involved.” The issue, according to Dr. Sen, concerns the relation between incomes and achievements, commodities and capabilities, between our economic wealth and our ability to live as long and as well as we would like. That is to say that development is a much wider concept, having more to do with the quality of 'life' of the people and the freedom to live the way they like. So apart from understanding Human development from the angle of 'economics of development', it is also essential to understand the 'humane' in development. Human development should be viewed not as an economic activity, linked with material prosperity and wealth/ income-growth concepts in the physical sense, but defined primarily from the point of view of moral and individual upliftment, self-realization through spiritual enrichment and a holistic approach towards the purpose of human existence.

Human development is first and foremost about allowing people to lead the kind of life they choose and providing them with the tools and opportunities to make those choices. Human development is also about building human capabilities – the range of things that people can do and what they can be. Our constitution provides numerous rights in accordance with the need of human development.

But in the specific context of urban areas or cities, these human development challenges take a distinct form –

A. Character Culture: The character of the people is reflected in all activities – structural as well as functional. Because productivity, efficiency, growth, profit, etc., are not only related to material assets but also, and to a large extent, to the man – the wielder. It is he/she who acts, reacts, and enacts in relation to the material assets –

machine, plan, organization, implementation, administration, so on and so forth. His behavior, values, norms and beliefs has the potential to make or unmake, to do or undo and to create or destroy everything. Since it is the man where culture, ethics and character inheres; he should be treated as a means as well as an end. Critical focus should be on inculcation of moral values and generation of an environment where a culture of character can evolve. It cannot be imported, manufactured or imposed. A conscience effort, preferably informal, needs to be undertaken for this long awaited desire – character building.

This crash of character is more visible among city dwellers. Few reasons, among many, are:

- i. Eager acceptance of consumerism and materialism
- ii. Cultural onslaught
- iii. Expectation of unearned higher standards of living
- iv. Social acceptance of norm-deviation
- v. Politician-businessman-bureaucrat nexus
- vi. Easily available routes to speedy-money

Thus the tussle for acquiring unprecedented wealth through ill-gotten means, the 'imitate-west' culture and the 'urbanite' ego has left no space for values. Work culture, commitment towards values (family, society, and nation), ethics, and character are the worst casualties. Values, ethos, norms, behavior, character, and attitudinal aspects inherent to "citizen-ness" needs to developed.

B. Capacity Building: It refers to improving the ability of the institutions – government, private and community based groups- and individuals within these institutions, to perform appropriate tasks and fulfill their roles effectively, efficiently and sustainably. Organizations and institutions are structurally and financially equipped to initiate formal capacity building programmes comprising of skill development, work place administrative training, understanding rules and regulations, public dealing, etc. But such training modules hardly focus on the behavioral and attitudinal aspects of the employees.

Apart from those who are staying in urban areas, such urban centers are constantly visited by people from rural areas also for multiple routine governmental tasks. Untrained employees perform poorly at such places and present a bad face of the city governments to the people. Therefore what is required is that the city governments should introduce a systematic program of training to develop the skills of employees and to enable them to deal with the public gently and efficiently.

C. Overcoming crises of Confidence: The interface between the citizens and the government exhibits traits of non-responsiveness both ways. Institutional mechanism of the urban government is non-responsive to the citizens and vice versa. The urban local government today is alienated from the civic society. The residents, on the other hand, do not identify with it as it is perceived to be unresponsive and apathetic to civic problems. The citizenry and business enterprises have lost faith in the system because of its corrupt practices and hostile attitudes. People are unwilling to collaborate with civic authorities and are apprehensive and reluctant to participate in the new approaches initiated by government agencies.

Confidence building measures also need to be initiated because the ideas of decentralization, participation, accountability, and responsiveness cannot be substantially materialized in the absence of confidence and trust among the various participants in 'Governance'. Some suggestions are:

- i. Ensuring cooperative participation in place of conflicting existence
- ii. Grievance redressal mechanisms to be created and publicized widely
- iii. Focus on minimalist agenda – for example, speedy delivery of justice, sanitation, health care, education.
- iv. Identifying local leadership in order to achieve citizen's support, recognition, and satisfaction.
- v. 'Target sectors' should be the integral part of the feed-back mechanism.
- vi. Programs for civilizing citizens.
- vii. Strengthening local communities
- viii. Visible 'Governance' rather than governance on paper
- ix. Identifying newer areas for developing interface between citizens and the government, for example, public libraries, citizen's education (political education, media education, market education, and spiritual education).
- x. Building effective communication channels between the citizens, administration, and the political representative.

Citizens need to be brought into the loop of decision making as well as of its implementation. The farther the government appears to be, the lesser effective will be its participatory avenues.

D. Urban specific ill: A large populace enters the cities mostly as migrant workers, rickshaw pullers, and street vendors to earn a livelihood to sustain themselves and their families. They settle at the periphery of the cities as they find it economically viable and socially comfortable. This physical separation or 'self-chosen' or sometimes imposed isolation often gets translated into cultural and social exclusion also. The problem is aggravated when many a times criminals are traced to such settlements and they become the hub of all kinds of illegal activities thus eliminating any probabilities of their inclusion in the social set-up of the city life. "... the social environment of the cities is also under threat...Organized groups, gangsters, professional criminals and even youth and juveniles find crime as a short cut for a lavish life in these cities."^x

The cities will continue to grow with the added attractions of malls, markets, recreation centers, decent housing, eateries, educational facilities, etc. Along with them the growth of such peripheral settlements is inevitable. Therefore the government needs to plan for their physical as well as social inclusion. Otherwise despite the availability of all physical and infrastructural comforts the quality of life of the city dweller will be persistently hampered by the unsatisfied, disgruntled, and discontented inhabitants of the periphery.

Conclusion

For many classical as well as modern writers, philosophers, and economists, a major subject of deliberation has been the 'quality and freedom of life of men' rather than the mere economics of "living". Aristotle noted: wealth is evidently not the good we are seeking, for, it is merely useful, and for the sake of something else.

So the challenge before the government is not to consider human development merely as an economic activity but to make livable areas inclusive, safer, humane and sustainable not only environmentally, but socially and culturally also.



References

1. Asian Development Bank. 2008. Managing Asian Cities: Sustainable and Inclusive Urban Solutions. Philippines: Asian Development Bank.
2. Bhattacharya, Mohit. 1976. Management of Urban Government in India. New Delhi: Uppal Book Store.
3. Gill, Rajesh. 2009. "Planning Urban Settlements for People: A Social Agenda", in Rajesh Gill (ed.), Contemporary Indian Urban Society – Ethnicity, Gender and Governance, New Delhi: Bookwell.
4. Jain, A.K. 2010. Urban Planning and Governance: A New Paradigm. New Delhi: Bookwell.
5. Kundu, Amitabh, P.C.Mohanan and K.Varghese. 2013. Spatial and Social Inequalities of Human Development; India in the Global Context, United Nations Development Programme (web edition).
6. Mathur, O.P.(ed.). 2014. State of the Urban Poor Report 2013. New Delhi: Oxford University Press.
7. Pradhan, K.C. 2013, September 7. Unacknowledged Urbanization: New Census Towns of India. Economic and Political Weekly, pp. 43-51.
8. Sivaramakrishnan, K.C. 2015. Governance of Megacities – Fractured Thinking, Fragmented Setup. New Delhi: Oxford University Press.

Contact email: vandanamish10@gmail.com

iafor

ⁱ Webster's Third New International Dictionary of the English Language, 2002.

ⁱⁱ <http://www.unhabitat.org/campaigns/governance/principles.asp>, 19.12.2002

ⁱⁱⁱ Government of India, Census of India 2001. Rural-Urban distribution of population- India and states/Union territories: 2001, at <http://www.censusindia.net/results/rudist.html>.

^{iv} Roy, D.A. (2008). *Urban development initiatives and reform in India*.

^v United Nations.(1991). *World Urbanization Prospects 1990*, New York: UN

^{vi} <http://www.unhabitat.org/campaigns/governance/principles.asp>, 19.12.2002

^{vii} Sarkar P.K.&Imran Meenhaz. (2015). Urbanization to be The Process of Sustainable Development with a Focus on Kolkata. In Satpal Singh (ed.), *CITIES: The 21st Century INDIA* (p. 52). Delhi: Bookwell.

^{viii} Bhagat, R. (1992). *Urbanization in India, A demographic reappraisal*

^{ix} *The Statesman*, Festival Number, 1999.

^x Banerjee A. (2009). Urban Challenges in 21st Century India: Urbanization and its Impact on Environment and Infrastructure. In Kalpana Markandey and S.Simhadri (eds.), *Urban Environment and Geoinformatics* (p.2). Jaipur: Rawat Publications.

***Problem Identification and Prioritization Methods: Significant Steps of
Forest Policy Formulation Based on Public Participation***

Jariyaporn Masawat, Prince of Songkla University, Thailand
Saowalak Roongtawanreongsri, Prince of Songkla University, Thailand Prakart
Sawangchote, Prince of Songkla University, Thailand

The Asian Conference on the Social Sciences 2016
Official Conference Proceedings

Abstract

Problem identification and prioritization is vital to policy formulation in managing forest resources because it is a fundamental step leading to an analysis finding out solutions for the problems. This research study aims at synthesizing appropriate problem identification and prioritization methods with public participation through the review of literature and related research. The research findings show that there is a variety of problem identification and prioritization methods; however, in terms of forest policy in Thailand, there is not any method applied in forest management, which may cause ineffective problem solving. This study therefore synthesized four-step problem prioritization: selecting stakeholder representative, giving knowledge or educating stakeholders about the study areas, identifying problems, and prioritizing problems.

Keywords: problem identification, problem prioritization, public participation, forest policy in Thailand

iafor

The International Academic Forum
www.iafor.org

Introduction

Forest provides necessary ecological products and services to human living. It is the source of direct services such as food, freshwater, oxygen, medicine, as well as indirect services like climate regulation, waste purification, cultural services, and supporting services. However, these services have been decreased due to reduction of forest area worldwide: from 4.1 billion hectares of global forest in 1990 to 3.9 billion hectares in 2015, with the reduction rate of 30% or 3% per year (Keenan et al., 2015). This figure clearly shows the rapid decrease of the forest area worldwide.

The forest area in Thailand has shown similar decreasing trend as global forest. According to the survey by Seub Nakasathien Foundation, there was approximately 31.62 percent of forest area remaining in Thailand in 2015, compared with 21.71 percent in 1961, or declined by 53.33 percent. There were several factors causing the decrease of forest area in Thailand, including government policy formulation: 1) some policy formulation unintentionally allowed forest encroachment such as agricultural reform policy which put more pressure on forest area reduction, or policy that supports rubber plantation, which in turn encouraged farmers to deforest (Internal Security Operations Command, Ministry of Natural Resources and Environment, 2014; Pinthong, 1991), 2) policy formulation without problem prioritization; and 3) lack of public participation in policy process. Example can be seen in National Forest Policy formulation. Despite the policy directly affecting all people in the nation, it was done without prioritizing what problems were most significant. The policy was also based on authoritarianism and centralization with the lack of public participation (Sathansuk & Pattaratham, 2005), which caused inconsistency with reality and lack of effectiveness in solving problems when implementing the policy (Panyakul, 1993). In addition, it created conflicts and resource competition between people and government.

Forest management policy should therefore involve public participation of true stakeholders to identify, analyze and prioritize problems. They should also collaboratively propose, analyze, and evaluate management schemes that can address and solve the problems. Problem identification and prioritization is the first vital step in obtaining effective forest management policy that addresses the real issues in the areas. This article thus aims at investigating and proposing an appropriate process to systematically identify and prioritize problems so that the policy formulation will truly address the real problems. It is hoped that the process can be applied in other areas as well.

Objectives

To synthesize an appropriate method of problem identification and prioritization with people participation for forest management from document analysis, case studies and research review.

Methodology

This research study was carried out with steps as follows:

1. Reviewing literature and researches related to methods used for problem identification and prioritization in managing resources and formulating forest policy.
2. Compiling and analyzing the methods used for problem prioritization from each of the above literature and researches.
3. Studying strengths and weaknesses of each method in the above literature and researches discussed or suggested in the discussion and recommendation parts.
4. Comparing, differentiating, categorizing, sequencing and synthesizing the research findings into a proposed systematic problem identification and prioritization method.

Results

Methods of Problem Identification and Prioritization

There were a few methods used for problem identification. Among these, Nominal Group Process American is the only method of problem identification that involved public participation (Society of Quality, 2015). In this method, people were given an opportunity to state their problems occurring in the community; however, the problems stated were mostly based on their personal feelings. The priority was given to the most voted problem, which sometimes was too difficult to tackle or not the most urgent one. With this weakness in mind, we instead used group process to identify problems to reduce problems leaning toward personal biases in making judgment.

There were several methods used for prioritizing problems in various fields of study to rank the urgency of the problems. However, there was almost none for the field of natural and forest resources management. The study showed that the prioritizing process was used most often in public health. The Department of Public Health Administration at Mahidol University used several prioritization techniques: Nominal group process (Society of Quality, 2015), Standhope, Lancaster and 5D (Phalakan, 2014), Hanlon Method (Aungwatthana & Shabpaiboonkit, 2012) and WHO/PAHOCENDES method (Rivero, 1975). In the field of community development, Alvarez method (Niyomwan, 1998) and Analytic Hierarchy Process (Tansirimongkol, 2009) were used. In natural resource management, survey method was used (Keawmeesri et al., 2007) and Action Priority Matrix was used in time management (UNECE, 2006). However, although there seemed to be several methods, components to consider the urgency of the problems were quite similar and can be concluded as five main components: magnitude of the problem, degree of seriousness of the problem, difficulties in solving problems, problem solving activities, and interest and acceptance of people. The problem gaining the highest evaluating scores will be solved first. Among these methods, Hanlon Method is the most practical and systematic as it uses more detail and clear criteria in each component. Furthermore, Phalakan, (2014) suggested that it was appropriate in prioritizing the problems for policy formulation level. As a result, we selected this method and gave the stakeholders an opportunity to play important roles in scoring problems for prioritization in the areas.

In forest policy formulation in Thailand, it is found that the problem prioritization has not been used for policy formulation or forest management. It also lacks public participation of people because some steps of problem prioritization are complicated and difficult in practice. To encourage effective process of problem identification and prioritization based on public participation and accurate academic principles, we therefore propose the following problem identification and prioritization process:

Problem Identification and Prioritization Process

According to literature and related researches, each problem identification and prioritization method has its own operational weaknesses or limitation. It is still operated by officials and lacks public participation, which causes the lack of basic information used for problem significance analysis and real complete problems were not collected. Therefore, the proposed step is to collect and analyze data relating to problems to categorize problems before formulating policies. Without problem analysis and principles, policies could mistakenly be suggested which can result in wrong management in the future. We therefore propose the process of problem identification and prioritization based on public participation in four steps as follows:

1. Selecting stakeholder representatives through three operational steps:

1.1 Collecting data on stakeholders involved in the problem by reviewing related documents in order to identify all various groups of stakeholders such as groups of people who gain benefit, people who lose benefit, academics group, private organization group, etc. Result of this step should provide us with all groups of all stakeholders.

1.2 Scoping stakeholders' population from each group in 1.1. This step is to specify details of the stakeholders: who they are and how many there are in each group. It can be done through data collection from related documents, fieldwork, observation and interview. Result of this step is the information on number and name list of stakeholders in each group as categorized in 1.1.

1.3 Screening and selecting stakeholders representatives to participate in the policy formulation process. The screening is done using clear considering criteria: stakeholders' benefit, impact of the problem, past participation, significance, and ability to influence.

2. Presenting information about the problems or study areas to build up co-understanding between stakeholders who are now representatives participating in the process. The information should include resource utilization from past to present, impact of the problem, and current solution to the problems and practice. This step should allow stakeholders to learn from each other and exchange knowledge, understanding and experiences of each group in order to thoroughly understand the problem before making judgment in the next step.

3. Identifying problems to gather problem issues occurring in the areas by brainstorming from every group of stakeholders. Then, each group decides to choose at least three problems that are most urgent (or can be more than three problems, depending on each situation. However, if there are different groups of stakeholders, it is better to limit the most urgent problems to only three). Each and every group then presents their three most urgent problems to the whole group.

4. Prioriti ing problems by Hanlon Method (Aungwattana & Shabpaiboonkit, 2012). From the list of problems presented as the whole group, every group of stakeholders gives score to each problem in the list using four criteria: magnitude of the problem, degree of seriousness of the problem, difficulties in solving problems, problem solving activities and interest and acceptance of people. The scores will be calculated in the formula as follows:

$$\frac{((A + B) \times C) \times D}{3}$$

A = magnitude of the problem

B = degree of seriousness of the problem

C = Difficulty in problem solving

D = PEARL (P = propriety, E = economic feasibility, A = acceptability, R = resource availability, L = legality)

Conclusion and Discussion

In forest management, there are several problems which differ according to different contexts. All problems cannot be solved simultaneously because each problem has different and complicated causes. Problem identification and prioritization is thus a necessary step for policy formulation in order that real and relevant problems will be identified and the most urgent and important problem will be handled first. In this study, we propose the process of problem identification and prioritization that should be done foremost before any planning to solve problem will be attempted, particularly the planning for natural resources and environment management. The proposed process consists of four steps: selecting stakeholder representatives, giving knowledge or basic information relating to study areas, identifying and prioritizing problems, as summarized below.

1. Stakeholder representatives selection. This step is vital in getting representatives from all groups of stakeholders to participate in problem identification and prioritization process. It is a very first operating step leading to effective participation (Sudsawat, 2004) since the representatives are people who get direct effects from activities or projects operated based on the policy. This influences projects or activities' acceptance, cooperation and information access, and helps decrease possible conflicts happened in the areas (Palakal, 2014).

2. Thorough information about the problems presentation. This step is significant in giving knowledge relating to the problems to all participants so that they have the complete information about the problems without biases. This step is important because it helps the stakeholder representatives to share and understand real conditions of the problems. Panyakul (1993) also mentioned that this is a crucial step of national forest policy formulation, that there should be an analysis of real forest situations through data collection process in all aspects such as forest conditions, utilization, encroachment, demand, and capacity of related organizations to manage forest. The information should be used in policy formulation.

3. Problem identification. This step applies group process to brainstorm ideas from stakeholders of all groups, who knows the actual benefits or impacts from the problems. Using this method allows the real various problems to surface in a more complete coverage manner. Mind Tools Ltd. (2009) stated that brainstorming process reveals various aspects of ideas. Not only one person's idea is considered, but also others' ideas. Real issues which are of concerns of the people will be addressed.

4. Problem prioritization. This is the important step based on problem urgency. It gives a correct direction toward which the problems should be solved. Santasombat (1993) pointed out that the Thai national forest policy lacks problem prioritization that should be used in solving forest problems of the country, hence the policy implementation cannot solve the problem. Without problem prioritization, the formulated policies can be used wrongly for political purposes that will benefit to some groups, which can cause serious conflicts and resource use competition.

In conclusion, public policy formulation that wishes to tackle real problems must include in its process the problem identification and prioritization, a vital fundamental step to set the right direction to solve problems. The four-step process proposed here is aimed particularly to be applied in forest management policy. However, this process will be most beneficial if public participation from true stakeholders in the areas is involved in the process as these people are directly affected and know best the problems.

References

Aungwathana, S., & Shabpaiboonkit, P. (2012). *Community health services*. Chiangmai University.

Internal Security Operations Command, Ministry of Natural Resources and Environment. (2014). *Model plan to take destruction of forest resources, the invading state land and sustainable management of natural resources*. Bangkok: Ministry of Natural Resources and Environment.

Keawmeesri, P., hempanhom, T., leangjarorn, P., meethom, P., seangseub, W., Itsarangkoon, A., ...jarongratthanapong, R. (2007). *Report of TDRI about priority of resource and environmental problem*. Bangkok: Thailand Development Research Institute.

Keenan, R. J., Gregory A. Reams, G. A., Achard, F., Freitas, J. V., Grainger e, A., & Lindquist, E. (2015). Dynamics of global forest area: Results from the FAO global forest resources Assessment 2015. *Journal of Forest Ecology and Management*, 352, 9-20.

Mind Tool Ltd. (2009). *Brainstorming toolkit essential skills for an excellent career*. Retrieved from [http://www.integratingengineering.org/Workbook/documents/Brainstorming toolkit.pdf](http://www.integratingengineering.org/Workbook/documents/Brainstorming%20toolkit.pdf)

Niyomwan, W. (1998). *The development of management (Practical section)* (2nd ed.). Bangkok: Department of Health Academic Office.

Panyakul, W. (1993). *Criticize master plan for forestry: The failure to protect the forests of the state*. Bangkok: Chulalongkorn University Bookshop.

Phalakan, B. (2014). The problem prioritization methods in the community processes: lesson learned from theory to practice of nursing students at Boromarajonani college of nursing, Sanpasithiprasong. *Nursing Journal of the Ministry of Public Health*, 24(1), 1-11.

Pinthong, J. (1991). *The evolution of the reclamation of arable land in the forest*. Bangkok: Tula publisher Ltd.

Rivero, D. (1975). The Pan American health planning program. *American Journal of Public Health*, 65 (10), 1052–1057.

Santasombat, Y. (1993). *Open letter misunderstand about the project's master plan for development of forests*. Bangkok: Tula publisher Ltd.

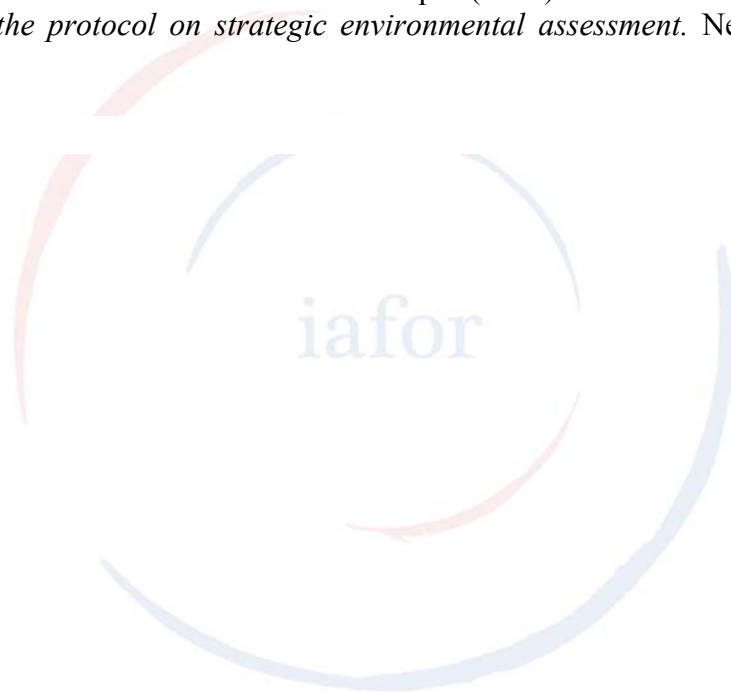
Sathansuk, R. & Pattaratham, A. (2005). Participation in the conservation of forest resources of the people living in the project area developed by the barnacle Mae Pa initiative. phetchaburi province. *Journal of Kasetsart (Social)*, 26, 15-22.

Society of Quality. (2015). *Idea creation tools: Nominal group technique*. Retrieved from <http://www.asq.org/learn-about-quality/ideacreation-tools/overview/nominal-group.html>

Sudsawat, S. (2004). Stakeholder Analysis. *Journal of Social Science and Humanity*, 30 (1), 12-15.

Tansirimongkol, W. (2009). *AHP the decision has been the most popular in the world*. Bangkok: Graphics and printing publisher.

United nations economic commission for Europe. (2006). *Resource manual to support application of the protocol on strategic environmental assessment*. New York: United nations.



Suicide Prevention as Governance: Suicide Discourses in Post-Martial Law Taiwan

Yi-Han, Huang, National Central University, Taiwan

The Asian Conference on Social Sciences 2016
Official Conference Proceedings

Abstract

This thesis re-examines the current dominance of suicide prevention discourse and traces possible forces of contributing the domination in contemporary Taiwan. Increasingly constructing suicide as a personal and psychological problem, this pathologization of suicide has helped the creation of institutions, discourses, and national policies that work together to form a concrete demonstration of social and emotional governance. Illuminating from Michael Foucault's archaeological methods of examining the current "taken-for-granted" truth from a larger historical framework, this thesis will analyze the suicide discourses through historicizing the major transitions of suicide discourses and cross-referencing from histories of medical sciences, psychiatry, the "children protection" cause, changing representations of teenagers, and the transition of political-socio-economical structure and cultural elements in Taiwan to find out what contributes to the current dominance of suicide prevention discourse. And through the process of tracing back in history, I hope to present the current dominance of suicide prevention discourse as a temporary state in a developing historical evolution and reveals its essence as a delicate "life politics" that prop up the affective governance.

Keywords: suicide discourses, suicide prevention, historicization, youth suicide, governance, life education.

iafor

The International Academic Forum
www.iafor.org

Introduction

Traditionally, suicide has been considered as a taboo act in Taiwanese cultural context, for morally it represents a violation of filial piety and is believed to mysteriously bring bad luck upon the family as a recurring curse. Unless performed as an honorable sacrifice¹, under most circumstances suicide would be judged as a sign of weakness and misfortune. Consequently, suicide has traditionally been spoken of with condemnation, blame, and disdain.

Notably in recent decades, a suicide prevention discourse has risen in Taiwan and many other Asian countries, which successfully replaced the moral approach with a professional approach framed in counseling and medical languages. The new approach is disseminated through the psychiatrists' so-called "modern" and "progressive" tactic in dealing with suicide as a curable and preventable disease. As the power to interpret suicide continues to centralize in the hands of the professionals, the old and pre-modern stigma of suicide as family shame or "bad luck" is denigrated as a force that prevents people from consulting psychological and psychiatric professional help. In fact, the pathologization of suicide not only monopolizes the authority to interpret suicide but also creates a "new" stigma of suicide as a victim of mental disease.

The historical ascension of the suicide prevention discourse in Taiwan will be the focus of my research in this paper. The fact that suicide prevention discourse now occupies an advantageous position is no historical accident or inevitability, but reflects the current state of bio-political governance in Taiwan. The representation of suicide is changing along with structural transformations in economic, social, and political realms, which will be detailed later. But most significant is the new focus on teenagers as the most likely suicide victims and the construction of their image as fragile and vulnerable, hence warranting intense monitoring and guidance. The representation of teenagers as "children" reflects the rise of a paternalism that deals with youths in the name of protection and enforces a comprehensive mechanism to restrict all citizens' social freedoms. Other crucial forces have risen to support this change, including the professionalization of the handling of suicide issues in the emergence of the "psy" knowledge in post-war Taiwan, and the effect of media dissemination after the year 2000 that helped replace the moral discourse with the scientific discourse on suicides. The victory of the psychiatric systems in making suicides into a medical problem and its discourse on pathologizing depression and suicide have contributed to the growing intensive control over the youths and citizens. Though the "psy" systems manage the suicide issues in a seemingly progressive and modern medical treatment, a stigma of "diseased victim" is reborn as replacement. The old stigma of family shame and "bad luck" and the modern stigma of "diseased victim" both explain suicide as resulting from the irresistible external factors and hence erase the will of the individual. I want to argue that the pre-modern stigma of suicide as a moral travesty against the Chinese familial code of ethics aims to regulate

¹ Examples of honorable suicides in Chinese history include Boyi and Shuqi and Qu Yuan, who all sacrificed their lives for a higher calling. If it serves for the causes of loyalty, fidelity, or other values in the dominating value system, the suicide is praised and encouraged; on the other hand, if the situation does not require sacrifice, the subject is instructed to treasure its own life for the cause of filial piety.

people's choice of death through Foucauldian juridical power, and the contemporary stigma of suicide as a psychological disease governs people's life through bio-power, and cultivates a harsh and comprehensive management of life through normalization.

Literature Review

If we browse through the existing research and monographs on suicide in the West, academic fields ranging from philosophy, sociology, psychology, psychoanalysis, psychiatry, to public health, etc., tended to confront this so-called most difficult question separately and rarely interacted or communicated with one another in their different approaches, foci and traditions. History is one field that, though arriving late to deal with this topic in the 1980s, offers a historicizing method that interestingly reveals the possibilities of dealing with the topic of suicide in an interdisciplinary approach that could transform dry statistics into meaningful interpretation.

For example, Róisín Healy, an Irish historian, reviews the practice of suicide and the discourses on suicide through an analysis of the monographs on suicide in German and English publications and further suggests that rather than using "secularization" to describe the process of suicide discourses undergone through, "hybridization", as from Healy's viewpoint, is a more appropriate description.

Other European historians moved along the same path to elaborate on the historicization of the suicide discourse. Ian Marsh, for one, adapted Foucault's method of archaeology in reviewing the origin of the modern pathologization of suicide. In *Suicide: Foucault, History and Truth*, Marsh's central concern is that the current practice of suicide and discourse on suicide are constructed by the psychiatric profession through building up a "regime of truth" centering on pathology (Marsh, 4). Adopting Foucault's hypothesis of thinking "against the present" in order to understand suicide in relation to the triangular relation between power, knowledge and truth (Marsh, 1); Marsh historicizes the development and transitions in European suicide discourse, its knowledge production, and the changing representations of suicide. He traces the transitions in suicide discourse since ancient Greece Rome when the religious discourse related suicide to crime and sin (Marsh, 86), to the period of early nineteenth century England when the authority of explaining suicide was dominated by psychiatry which focused mostly on suicide treatment and medicalized discourse of taking suicide as result of insanity or mental illness. Eventually, the idea of suicide, in the current context, has become a pathologized, medicalised, and ahistoricized object. Marsh criticizes the scientific language and its approaches to constructing suicide as a disease (mostly related to mental illness, depression, and brain abnormality), its treatment of the suicidal patient/person as a passive victim, and its designation of the clinician as someone who is to take charge of the patients' treatment (Marsh, 51, 58). The medical institutions also construct the knowledge and its dissemination through the mass media, which popularizes the knowledge of "suicide as a disease" (Marsh, 43). Marsh hence demonstrates the complexities and rootedness in the current pathologised suicide discourse.

What is most interesting in Marsh's book is that in order to illustrate examples of constructed psychiatric truth effects in achieving authority, Marsh chooses Taiwanese psychiatrist Chang Tai-Ann's paper as one piece of evidence. This documentation caught my interest in further discovering the historical conditions and meanings of

Cheng's research in Taiwan. What were the social conditions under which Taiwanese received Cheng's research? What were the possible forces that helped make his theory the dominating suicide discourse? Marsh has brought up the example of Cheng's research as proof for the authoritative power to construct certain regime of truth and dominance of psychiatric suicide discourse, but it triggers the question of what knowledge condition and social condition would breed the kind of work that Cheng produces which turned out to be similar and highly assimilating with the West? Were there any cultural elements that influenced the medical perceptions and mechanisms in dealing with suicide? How did the pathologised viewpoint on suicide intertwine with Taiwan society? How did this pathologised view get popularized or acknowledged by the public? Answers to these questions will lead to a historicization of Taiwanese suicide discourse.

Historical Review and Analysis

Within the context of Han society, only certain forms of honored deaths connected to Confucian values or patriotism are praised, otherwise, suicide is traditionally a moral issue associated with filial piety or the "bad luck" as compared with natural death. For Taiwan, during the Japanese Colonial period in the Japanization movement, Taiwan citizens were officially educated with an ideology of "honored sacrifice" that called for devotion to the Japanese emperor, and self-sacrifice was encouraged with a positive meaning. Yet the most influential elements in the Taiwanese perception of suicide may still be Han traditional cultures and Taiwanese customs. Likewise, after World War II, the Kuomintang government retreated to Taiwan, replaced Japanese rule, and actively propagated the national policy of "Oppose Communism and recover the nation" at all costs. Within this new context, the representation of suicide was seen as a token of defeatism or loss of spirit to fight, signifying a very negative value. Looking over the periods before the lifting of the martial law in 1987, we find a series of constantly altering and modifying representations of suicide that signifies the suicide discourse as a dynamically floating power relations and finally settling with the coming into power of medical prevention discourse after 2005 Taiwan.

The transition is most dramatically visible in a series of public contestations over the interpretation of suicides in the post-martial-law 1990s. To be more exact, the high-profiled nature of certain suicide cases and their projected impact created a mass anxiety that prompted the government as well as the professionals to seek more effective means of managing suicides. In this paper, I will focus on the transitions of suicide discourses after 1990s and hope to demonstrate a historical tendency that facilitated the rise of the discourse of administering life.

First, two unconventional suicide related events—two girls from the top ranked school committed suicide and a suicide manual with evil reputation was published in Taiwan—aroused public anxieties toward living in 1990s Taiwan. In July 1994 two girls from the top-ranked Taipei First Girls High School were found dead in a hotel room in a southern town. Suicide notes were left by their side, addressed to their families and the school, narrating their decision of leaving this frustrated suffering world². It was not clear why they committed suicide together, but rumor had it that it

² The first part of the note addresses the reasons for the suicide: "Dear families, when you read this letter, don't be sad about us. This act is our choice after much deliberation. It is hard to explain why we choose to abandon all we have. Please understand the circumlocution of our choices of words. It is difficult to live in this world. What are strenuous to us are not the frustrations or pressures that

was because of their lesbian relationship. The families and the school of course flatly denied the existence of such relationships, but the fact that two outstanding girls from one of the best high schools in Taiwan would so resolutely give up their lives alarmed parents and teachers alike. As the case was widely reported and speculation ran high, a paternalistic discourse rose to express how much it feared that other youngsters, being naive and impulsive, may follow suit and commit suicide at moments of frustration. The possibility of massive teenager suicides³ triggered the anxiety of adults and parents. In order to suppress this possible “risk” (or the agency of teenagers), the discourse began to represent teenagers as fragile, perplexed and immature, much in contrast with the image of teenagers as impulsive, rebellious, violent trouble-makers popular since the 1960s. Accordingly, the core coping strategies also shifted from forced control to comprehensive protection (Ho, 194)⁴.

Before the dust settled on this high-profiled suicide case, another incident made suicide into sensational news is through the translation and publication of *The Complete Manual of Suicide* by Ever Jasmine Press in December 1994. The book introduces various suicide methods and explains how one could assess different ways of taking one’s own life, such as evaluating the degree of pain and the level of convenience and access of certain methods in the ranking system. Yet throughout this process of evaluating “the best way” for one’s death, the reader is also going through the re-evaluation of whether his or her will to death is a firm decision or just a thought. In other words, while the readers are reading the explicit narration of the measurement in suicide methods, the choice of the time, the contents of suicide notes and the places to execute this act, readers are actually invited to think over and evaluate his or her decision seriously, patiently and rationally. The process may hence turn out to be a critical moment that distances a subject from his daily life by creating an opportunity for him to ponder what living is.

This Japanese book’s unconventional discourse and as a challenge to the taboos surrounding suicide quickly led people to think that the increase of suicide rates⁵ in Taiwan during April and May 1995 resulted from the influence of the book⁶. Hong Kong immediately banned the book in May 1995, which brought on public pressure in Taiwan to do the same. As censorship laws had been annulled in 1987 along with the lifting of the martial law, the Government Information Office and the legislators were forced to recreate other measures to control the circulation of problematic

most people may deduce, but the fact that this society is not our kind. Every month, we felt the arduousness which led us wallowing in a state of sadness. Our lives are worthless; our disappearances are not worth a glimpse of the world. We did this last thing in a tranquil and peaceful mind.” The second part of the note is about trivial dispositions of returning or giving away things.

³ Feng Lan, Chen. “Suicide Guide Book Was Believed to Have Negative Influences. The Police and Prosecutors Stood by” *China Times*, 03 May 1995. late ed.:5+. Print.

⁴ The central focus of Josephine Ho’s analysis is how the previous distinction between “teenagers” and “children” was annihilated through a legislation process that now treats anyone under the age of 18 as “children,” hence greatly constricting the freedom of teenagers. Furthermore, in order to create an environment safe for children, more restrictions are also instituted to discipline the adults’ social sphere and freedom.

⁵ According to the data published by the Department of Welfare, the suicide rates in Taiwan started climbing since 1993 and reached highest point ever in 2006 then started to slow down the pace of the climbing after 2007.

⁶ In 1995, at least five suicide events occurred in April and May, which were believed to be related to *The Complete Manual of Suicide*.

publications. As pressure mounts, Ever Jasmine was reported in May to be considering the withdrawal of the rest of the *Complete* series (*The Complete Manual of Revenge*, *The Complete Manual of Disappearing*, etc.). Ever Jasmine CEO Ming-Da Chen officially published a statement in *China Times* stating that they hoped they could still recall the books and help with the situation. Public outrage focused on the importance of mental health care, protection of the innocent minds of children/teenager, and the need to eliminate harmful materials, which all contributed to the formation of an alarmed social atmosphere ripe for the arrival of new authorities.

The two girls' choice of committing suicide and the suicide manuals' conspicuous idea of self-determined death triggered strong emotions and condemnation. For these two suicide-related events revealed the unspoken fact that every individual may have thought or tried to exercise autonomy over his or her death. The existence and mere ideas of managing and manageable death marked an "interstice of power" (Foucault, 139) that quickly drew in the juridical/official power of the police and the Law, as well as the unofficial power of public opinion. In the end, without any persuasive and concrete evidence against them, teenagers were targeted as the problematic suicidal group with the stigma of "fragility" and high risk, and *The Complete Manual of Suicide* vanished in official circulation, labeled as harmful for the mental health of the public, especially for the young. Taiwanese suicide discourses began to lean toward a psychiatric pathologizing/suicidological⁷/suicide prevention stance in 1995 that claimed to correspond to "modern" and "progressive" medical models of treatment⁸.

As history would have it, it was a series of traumatic experiences and the resultant sense of helplessness that planted the suicide prevention discourse in every citizen's mind. In 1999 Taiwan, after a severe earthquake and under the circumstances of rapid climbing suicide rate, suicide prevention programs were installed to help with post-trauma recovery, making counselors and psychiatrists necessary participants in every post-disaster reconstruction henceforth⁹. A health care project that centered on the community and a reporting system designed for post-trauma suicide cases were established (Tsu, 2). At then, the professionals and the public opinion tended to explain suicide as a consequence after severe trauma. Before the 921 earthquake victims had time to rebuild their homes and recover from the earthquake, an outbreak of SARS (Severe Acute Respiratory Syndrome) jeopardized many lives in 2003, and Taiwan was shrouded under the fear and anxiety of the epidemic. Knowledge of epidemiology became popular then, and the basic prevention mechanisms of "wash hands and wear masks constantly" and "avoid unnecessary contacts with people and things" were adopted as basic principles for saving lives and stopping the spread of

⁷ "Suicidology" is a term coined by Edwin S. Shneidman. Shneidman's perspective of suicidology is studying suicide from a psychological viewpoint and his central idea of suicide is that "Suicide is caused by psychache (sik-ak; two syllables). Psychache refers to the hurt, anguish, soreness, aching, psychological pain in the psyche, the mind." (Leenaar, 239) This study further reproduced and divided into different branches of developments in other academic fields such as psychiatry and sociology, which targets on suicide behaviors, suicide attempted, suicide ideation, parasuicide and self destructive behaviors, etc. in scientific or statistic methods.

⁸ The medicalization tendency on suicide issue corresponds to the regulations and prevention policies on HIV in 1990s Taiwan. On detailed contextual analysis on the regulations of HIV, please see *AIDS Governance and Local Actions*, 99-100.

⁹ Run-Kun Tsu. "Building Performance Measurement Guidelines Based on Empowerment Evaluation for Community Mental Health Center in Taiwan" 2004.

the disease. These two consecutive crises left Taiwan citizens deeply entrenched in a modern medical perspective of facing catastrophes and diseases that relied upon building a report network for suicides and turning suicide attempts into patient cases for the psychiatrists. Particularly, the experience of warding off SARS also educated Taiwanese citizens with the rooted idea of keeping distance from possible contaminants, that is, segregation from bodily contact with those who have been affected. This strong demand for physical segregation from the problematic others later became material support for the psychical detachment from the unknown, deviant, and stigmatized and further abets the psychiatric discourse on preventing suicide.

The suicide rates that continued to climb in 2005 proved to be crucial for the eventual domination of the suicide prevention model. An overdramatized and intensive news reports of the suicide of famous Taiwanese entertainer, Ni Ming Jan, in 2005 led the psychiatrists to criticize the media for drilling on the case and causing more suicides under the influence of the “Werther Effects”. Renowned psychiatrist, Cheng Andrew Tai-Ann, who specializes in epidemiological study of mental disorders, bluntly compares spreading ideas of suicide to transmitting SARS, which is highly contagious and can cause more deaths (26-27). It was not out of the blue that Cheng deduced this conclusion, for as early as 1995 Cheng had published an international paper on the connection between mental illness and suicide. The paper received high acclaim and was well-cited by peers in psychiatry. Many other psychiatrists from the Medical College of National Taiwan University also provided research outcomes that resonated with Cheng’s suggestion. Since then, a group of psychiatrists consistently worked on suicides with a pathologized view and consolidated the conclusion that mental illness, especially depression disorder, and suicide are inseparable. The pathologized suicide discourse and the public anxiety toward the KMT-against Chen Shui-bian government intertwined and outburst on the issue of Ni’s suicide effects. The pan-blue group accused the rising suicide rate is the Bian government’s responsibility, for ignoring regulating media on the issue of Ni’s suicide reports. As a result, researches that correlated suicide to epidemiological disease¹⁰ gradually dominated suicide discourse in Taiwan and the negative effects of suicide reports of the media disseminations are posed as a public target of stirring public affects. Around 2005, suicide prevention is successfully transformed from a social issue to a medical problem, and moving from a marginal position to a central one.

At the end of 2005, compared with the situation in 1994, the suicide prevention discourse has gained advantageous resources and legitimacy for further governance over life through the establishment and cooperation of civil organizations of suicide prevention, such as Lifeline, Dharma Drum Mountain and Teacher Chang. On the side of the government, a national institution on suicide prevention, Taiwan Suicide Prevention Center, was established at the end of 2005 and a cluster of different non-governmental organizations also participated in unifying the suicide discourse. TSPC activated gate keeper projects and used lectures, activities, pamphlets, and the internet to re-educate employees in many different official institutions about suicide

¹⁰ “Depressive Disorder and Suicide” (2003), “Suicide Prevention” (2004), “Adoleacent Suicide” (2005), “Depression in Late Life: Current Issues” (2005), “Epidemiology of Suicide” (2006), “Schizophrenia and Suicide” (2006), “Characteristics of Suicide Attempters in Taipei City” (2006), “Suicide Prevention for Adolescents” (2006), “Suicide Prevention for Adolescents”(2008) .

prevention knowledge. Other propagations followed the policies of the International Association of Suicide Prevention, including celebrating the World Suicide Prevention Day on every September 10th, and the themes of the IASP also became the main directions of work for Taiwan Suicide Prevention Center. TSPC adapted IASP's modern, progressive and caring method for the issues of suicide and successfully created an atmosphere of managing suicides with this personal hygiene-oriented and optimistic professional measurement. The NGOs also serve as TSPC's extension, corresponding with the official suicide prevention discourse and operating in smaller units such as recovery groups, communities, and clubs. Though it was not clearly stated, a single and unified discourse was presented in the alliance of the official and non-official web of preventing suicide.

In 2008, when suicide rate started to decline, ten official and unofficial groups publicly allied with one another and proudly stated that the decline of suicide rate was an outcome of reinforcing suicide prevention knowledge and called for more people to join the work of "saving lives,"¹¹ to the extent that all Taiwan citizens should treat suicide prevention as "everyone's business"¹². The duty of preventing suicide has therefore been placed upon every individual and governs possible deviants in the society through the micromanagement. A few years later in 2013, Taiwan Suicide Prevention Center is now striving to pass a Suicide Prevention Law¹³ that would further move suicide into the legal realm. The desire to legalize the suicide prevention discourse not only mirrors the restrictions on possible deviants but also reveals that the "normal people" intend to shield themselves from the disturbing elements (the deviants) and maintain the delusion of daily routine.

Viewed from 1990s to 2013, suicide discourse has moved from prevention of death to the administering of life in Taiwan. During the process, the chaotic and multiple interpretations were unified under one kind of hegemonic prevention discourse and the image of the stigmatized were simplified into a mentally ill patient.

In the article, *Politics of Modern Death*, Yin-Bin Ning broaches the ontological meaning of death which deduces death as a biological outcome with universalities that surpass the diverse dimensions and layers of modern death. Ning provides a critical angle for us to re-examine our perspective on death through social constructive dimensions of death and the political meaning of modern death. He pinpoints that modern death also contains features such as segregation and privatization from daily life, which embodies the representation of the McDonaldization of death. The segregation of death makes secure daily routines and saves the subjects from the chaotic query into the inevitability of death. It is in the aggressive management of information concerning death that the feature of suicide as explosive is exposed. In other words, suicide inserts death back into daily life in a sudden and violent way that revives the subject's awareness of the essence of what constitutes secured life.

As Ning's perspective sheds light on the piercing feature of suicide death, the above

¹¹Yi-Chan, Jou "On Suicide Prevention Day, 10 Depression Prevention Groups Make Alliance in Public" *Lihpao Daily*, 9th September, 2008.

¹² "Suicide Prevention is Everybody's Business" is a slogan advocated by TSPC in Taiwan and it is applied from the yearly theme of IASP in 2005.

¹³ *Newsletter for Suicide Prevention Network*. Vol. 8, No. 1, May 2013.

brief historical discussion provides another pole of perspective: the development of the suicide prevention discourse functions as a new form of power that works to impose norms on people's daily lives and activities, and also encourages constant monitoring on other people's lives in the name of prevention of suicides. This need of preventing people from suicide as the dominating discourse reflects a society that administers life in what has been described by Michel Foucault as "bio-power" in his historicization of sexuality. Foucault's idea of bio-power illustrates that in order to maintain the average happiness of the large population, disciplinary power will optimize the individual body toward the highest efficiency; therefore, the normalization of the body is essential. The norms serve as a form of micromanagement of sustaining bio-power; in other words, it is through detailed discipline of life that *regulatory controls* are reached (Foucault, 139). Also, bio-power continues itself through repeated creation of norms so that the regulation of life and safeguarding of society are made possible (Foucault, 144). As in a Foucauldian sense, if the norms create a safe environment for the population, a power relation develops between the norms that work to regulate the stigmatized who constantly trigger the alarm of the norms. In other words, the existence of the stigmatized is a reminder to the norms that this safe environment is constructed by their hands. The implication is that the stigma is a threat that may upset the safe environment for the norms and reveal the fact that the essence of the society is built for the majority, or the utility principle of "the greatest happiness of the greatest number", which here the norms design themselves as the "majority".

In order to maintain certain homogeneous illusion of the society for the sustenance of power over life, the stigmatized subject is forced to represent information of himself or herself in a complex management. In his work *Stigma*, Erving Goffman depicts the situation in which the stigmatized person lives with the condition that "the stigmatized is asked to act so as to imply neither that his burden is heavy nor that bearing it has made him different from us...he is advised to reciprocate naturally with an acceptance of himself and us, an acceptance of him that we have not quite extended him in the first place. A *phantom acceptance* is thus allowed to provide the base for a *phantom normalcy*" (Goffman, 122). If the norms are apt to recreate more norms and sustain the bio-power, then the *phantom acceptance* is a mechanism to regulate the stigmatized. Under conditional acceptance, the stigmatized needs to cooperate with the conditions that the norms have created, such as taking strategies of normification, that is, a stigmatized individual pretends himself to be an ordinary person (Goffman, 31), information control, or other delicate details in daily life. Goffman's depictions of the stigmatized person's deceptions to the norms and Foucault's analysis on the function of the bio-power through reduplicating norms are two poles that contribute to the normalization of discourse.

In the case of suicide discourse, the process through which suicide prevention discourse came to occupy an absolute position could hence be viewed as a process of normalizing the suicide discourse, a process through which the stigma of suicide becomes a demonstration of governance in a citizen's mentality. The dominating suicide prevention discourse took reference mainly from American psychiatry and counseling. Though it presents itself as "modern" and "progressive," the seeming tolerance and cordial gestures and languages are actually only conditional acceptance, or in Goffman's term, *phantom acceptance*. In other words, it is in the name of cure and acceptance that suicide prevention manipulates the suicide stigma as a path to

reach governance. In the logic of suicide prevention, the stigmatized suicide subject seems to be present, comprehended, and tolerated, but the mission of suicide prevention is still focusing on alienation from the stigma of suicide; that is, the problematic subjects could at certain point exist in the society, but the bottom line is that these deviants have to “recover” from the perverse state of mind and be normal again. In the end, the stigmatized has to become capable of being inserted back into the society. Hence, if the logic is that the stigmatized suicide subject can be cured and becomes normal again, what is implied is the standard of mental health that every subject must reach, as measured by the professionals; and any discrepancy found must be corrected for the “maximum happiness of the whole population”. As the dissemination of this internalized surveillance spreads, even the stigmatized long to be normal, hence creating the situation of *phantom normalcy*. While the stigmatized subject willingly accepts *phantom acceptance* and the suicide prevention logic, it facilitates the normalization of suicide discourse and the completion of governance on affects.

Conclusion and Future Study

This thesis has started with the question of what breeds the contemporary domination of suicide prevention discourse by psychiatry. By juxtaposing two different discourses on suicide – *The Complete Manual of Suicide* (1994) and *Newsletter for Suicide Prevention Network* (2006), the discrepancies between the “deviant” suicide discourses and the dominating “suicide prevention” discourse are made apparent: one reflects the meaning of suicide from an against-the-grain position while the other presents itself as a progressive mental health medical model, though underlay by an ethic/religious-oriented children protection discourse underneath. Through this juxtaposition, we are alarmed by the transformations that Taiwan has undergone and the new forms of knowledge/power that contributes to the supremacy of the “suicide prevention” discourse.

The development of suicide discourses progressed in close connection with political upheavals in Taiwan. Suicide discourses before the lifting of the Martial Law demonstrated strong influence of Han cultural value traditions that viewed suicides in terms of defying filial piety and hence a most despised act. This tendency remained mostly in tact before WWII. After WWII ended, With US financial and military support, nation-building was centered on making Taiwan a key post for the Asian-Pacific lined-up of Cold War defense line. As the political situation was intense, suicide was more a social issue or a token of defeatism rather than a medical problem. To help shape young minds and concentrate youthful energies to “healthy” recreational activities and “healthy” occupational guidance, the KMT set up counseling institutions such as the Teacher Chang Foundation and the Lifeline, hence moving the understanding of suicide issue toward the psychological level and making the work of prevention all the more important. After the PRC became the representative of China in the United Nations in 1971, the complexity in facing both the self-identity of Taiwan and its position in the world became quite awkward. As economic growth brought forth impressive prosperity in the following decades, further changes in the socio-economic and affective structures of the society created more restlessness and paved the way for the need of psychiatry in dealing with suicides.

Socio-economic-political concerns make up only the larger framework in which we can understand the changes in Taiwan's suicide discourses. But, it is through a special group of subjects and their connection to suicides that "suicide prevention" became a central social concern. Media representations of two straight-A high school girl students who fell victim to suicide in 1994, coupled with the publication of *The Complete Manual of Suicide* in the same year, triggered the paternalistic protectionist anxieties of middle-class parents and teachers. Psychiatric suicide prevention discourses offered themselves conveniently to organize a delicate web of surveillance that would monitor the youth's emotional conditions, equating depressed young minds with "fragile" implications of "children". The articulation of the psychiatric and the infantilizing discourses then justifies the control over knowledge and choices that teenagers could make, hence empowering the psychiatric and psychological professionals on the issue of suicide and turning the multiple layered suicide discourses into a unified and life-centered one.

Mostly influenced by Foucault's archaeological method of reviewing the historicization of sexuality, historians in Europe have reflected on the history of suicide and re-examined the shifting attitudes toward suicide. Ian Marsh criticizes the psychiatric suicide prevention discourse as a constructed "regime of truth" that forged the representation of suicide as a pathologised icon. Citing Marsh, Taiwanese psychiatrist, Cheng Tai-Ann's also consolidated the positive connection between suicide and mental illness. The connection between suicide and depression disorder was created and proven as self-evident by the accumulation of psychiatric empirical studies, thanks to the work of Taiwanese psychiatry, and the combination of depression and fragility further justified the rise of the paternalistic discourse. As the 921 earth quake in 1999 and the SARS scare in 2003 both resulted in more depression, the belief in pathologised suicide connotation became common sense. Famous entertainer Ni Ming Jan's suicide news spread the idea of the "contagious" nature of suicides, hence making necessary the exclusion of knowledge related to "dangerous" issues, such as sex, suicide, etc.

The articulation between the child protection discourse and the psychiatric suicide prevention discourse provides an opportunity for local religious NGOs to accelerate the promotion of the ethics-oriented "Life Education" as a "cure" for teenage suicides. "Life Education" starts with the middle-class parents' concerns on the young's suicides and in charges of educating Thanatology, ethics of life and interpersonal relationship in schools, how people should love their lives or how to emotionally respond to a suicide event. In a sense, the "Life Education" is a redirection of attention paid to suicide: by stressing on the bright side of life and the positive thinking in the defeated situation, "Life Education" aggressively instructs youth the "appropriate" behaviors and emotional reactions of facing misery and teaches people to love their lives. The forceful admonishing of death from the outer of the subject turns into an ideological discipline over life, harnessing the mind inside out.

The dominance of a life-administering "suicide prevention" discourse is reflecting an affective governance. The utilization of the affects that people invested in suicide and the cultural implications attach to suicide is leading a seemed loving and caring yet aggressive management over life.

Reference

- Cheng, Andrew TA. (1995). Mental Illness and Suicide: A Case-Control Study in East Taiwan. *Arch Gen Psychiatry*, 52, 594-603.
- Cheng, Andrew Tai-Ann. (2008). *Media and Suicide: Can Suicide Be Prevented?* Taipei: Commercial Press.
- Chi, Ying-Chen. (2008). Strategies of Prevention for Adolescent Suicide. *Taipei City Medical Journal*, 5, 320-328.
- Chiu, Chen-Huan, Chian-Jue Kuo, Chiao-Chicy Chen, Ming-Been Lee, Chun-Hung Lin, Chun-Chi Lin, Dy Huang. (2004). The Epidemiological Characteristics of Patients with Suicidal Attempt. *Taipei City Med Journal*, 1, 80-86.
- Chiu, Chen-Huan, Ming-Been Lee. (2006). Characteristics of Suicide Attempters. *Formosa J Med*, 10, 339-342.
- David Phillips. (1974). The Influence of Suggestion on Suicide: Substantive and Theoretical Implications of the Werther Effects. *American Sociological Review*, 39, 340-354.
- Foucault, Michel. (1991). Governmentality. *The Foucault Effect: Studies in Governmentality*. Ed. Graham Burchell. London: Harvester Wheatsheaf, 87-104.
- Foucault, Michel. (1978). Right of Death and Power Over Life. *The History of Sexuality: Volume 1 an Introduction*. Trans. Robert Hurley. New York: Pantheon Books, 135-159.
- Goffman, Erving. (1963). *Stigma: Notes on the Managment of Spoiled Identity*. New York: Simon & Schuster Inc..
- Healy, Róisín. (2006). Suicide in Early Modern and Modern Europe. *The Historical Journal*, 49, 903-919.
- Hish Yu-Ping, Ming-Been Lee, Hsiu-Ju Chang. (2006). Suicide and Schizophrenia. *Formosa J Med*, 10, 362-366.
- Ho, Josephine. (2012). Representations of Youths in Taiwanese Law: A Historical View. *Chinese Sex(uality)/ Gender-Age Machine*. Hong Kong: Roundtable Publishing, 189-204.
- Hsieh Ming-Hong, Te-Jen Lai. (2005). Depression in Late Life: Current Issues. *Taiwanese Journal of Psychiatry*, 19, 85-99.
- Huang Chun-Wei, Hung-Chi Chiang, Ming-Bing Lee, Chuan-Wan Tai. (2006). Suicide Prevention for Adolescents. *Formosa J Med*, 10, 343-352.
- Huang Lung-Chen, Ming-Been Lee. (2003). Depressive Disorder and Suicide. *Formosa J Med*, 7, 929-934.

Lee Ming-Been. (2004). Suicide Prevention. *Taiwanese Journal of Psychiatry* , 18, 153-154.

Lee Ming-Bing. (2013). Newsletter for Suicide Prevention Network. Taipei: TSPC, 8.

Leenaars, Antoon A.. (2010). Review: Edwin S. Shneidman on Suicide. *Suicidology Online* 1:5-18. Print.

Lin Chun-Hung, Chen-Huan Chiu, Ying-Yeh Chen, Chian-Jue Kuo, Chiao-Chicy Chen, Dy Huang, Chun-Chi Lin. (2006). Characteristics of Suicide Attempters in Taipei City. *Taipei City Medical Journal*, 3, 1008-1016.

Liu Mai-Run, Ming-Yun Chang. (1997). Suicidal Behavior Among Schizophrenic Inpatients:A Case-Control Study. *Taiwanese Journal of Psychiatry*, 11, 46-58.

Marsh, Ian. (2010). *Suicide: Foucault, History and Truth*. New York: Cambridge UP,.

Ning-Ying, Bing. (2005). The Politics of Modern Death. Router: *A Journal of Cultural Studies*, 1, 1-45.

Ning Ying-Bing and Josephine Ho. (2012). *People in Trouble: Depression, Emotion Management and the Dark side of Modernity*. Taipei: Taiwan: *A Radical Quarterly in Social Studies*.

Su Tsung-Wei, Chen-Huan Chiu, Chian-Jue Kuo, Chiao-Chicy Chen, Ming-Bing Lee. (2005). Epidemiology of Suicide. *Taipei City Med J*, 2, 6-15.

Su Tsung-Wei, Ming-Been Lee. (2006). Epidemiology of Suicide. *Formosa J Med*, 10, 328-337.

Tsurumi, Wataru. (1994). *The Complete Manual of Suicide*. Taipei: Ever Jasmine Press.

Tzeng Wen-Chii. (2004). The Cultural Context of Suicide Stigma in Taiwan. *Qualitative Health Research*, 14, 345-358.

Contact email: huanhyihan@gmail.com



The Design and Experience Model of Mixed Reality Interactions in Museums

Chan-Li Lin, National Taipei University of Education, Taiwan
I-Chu Chen, National Taipei University of Education, Taiwan
Wei-Ling Wu, National Taipei University of Education, Taiwan

The Asian Conference on the Social Sciences 2016
Official Conference Proceedings

Abstract

This study uses the display space in Li Tien-Lu Hand Puppet Historical Museum as the experimental field. By integrating iBeacon sensor technology and virtual reality technology into creation of a new experience of the hand puppetry culture, this study attempts to investigate the exploring behaviors and action strategies of visitors under the navigation of games. While seeking a balance between traditional display of artifacts and use of digital instruments, this study expects to facilitate two-way and spontaneous interactions between the museum and visitors. After implementation of the system, the ease of use of the system, user behaviors, and preferences are also analyzed. Finally, a gamifying museum with mixed reality experience design model is proposed.

Keywords : hand puppet; Gamifying museum; augmented reality; experience model

iafor

The International Academic Forum
www.iafor.org

Introduction

Li Lien-lu Hand Puppet Historical Museum in Sanzhi District, Taiwan, was established in 1996 by the late hand puppet master, Li Tien-lu, with an objective to promote and preserve the traditional art of hand puppetry. (Lin, Shih, & Wu, 2015). Using technologies to provide interactive experiences has become a trend among major museums in the world that are seeking to create a stronger advantage through innovative operations (Ferrara & Sapia, 2013). The above examples manifest that development of mixed reality interactions in museums is currently based on application of technologies and multimedia. However, little research has probed into the appropriateness of integrating technologies into museum navigation or the value of new visitor experiences that can be brought by the integration (Davies, 2001; P rez-Sanagust n, Parra, Verdugo, Garc a-Galleguillos, & Nussbaum, 2016; Sylaiou, Mania, Karoulis, & White, 2010).

In this study, we will begin by designing a mixed reality exhibition environment to examine the interactive process of the navigation. Through measurement of system usability, observation of operational behaviors of users, and visitor preferences, we will further analyze the mixed reality experience model that integrates the concept of gamifying museum and evaluate visitors' experiences. The results can contribute to creation of new experiences of the hand puppet culture, continuous innovation of the museum, and better implementation of multimedia technologies in the future.

Literature Review

System usability scale (SUS) has been extensively applied to test of products, system programs, functional interfaces, and websites. Through quantitative analysis, it can produce reliable results with a sample of at least 12 people. It is a user experience-centered research method (Brooke, 1996). Consisting of 10 items, SUS can objectively evaluate a product or a system's performance on usability and learnability. Previous research has found among nearly 500 studies of consumption or business related issues that the average SUS score is 68. This suggests that a product or system with a SUS score above 68 ranks above at least 50% of all the products or systems compared. Hence, SUS can be used as an indicator of both user acceptance and usability (Bangor, 2009). However, the original wording of the SUS 10 items may be interpreted differently from individual to individual (Lewis & Sauro, 2009).

In addition to adding auxiliary explanations depending on participant needs, researchers are advised to use qualitative data such as behavioral observations and preference survey results while using the SUS. This can help them obtain substantive views and suggestions from subsequent modifications of the product or system.

Museum visitors' behaviors are mainly affected by the environmental factors of the museum. Even if museum visitors come from widely varying backgrounds, their behaviors generally conform to expectable models (Falk & Dierking, 1992; Nielsen & Landauer, 1993). In other words, if museum operators have better understanding of the expectable behaviors of their visitors, they can provide more satisfactory services. However, visiting route, lighting, content explanation, large interactive facilities, color, and atmosphere are still considered the primary environmental factors that

affect museum visitors' behaviors. As to the behaviors of visitors in museums that provide individualized multimedia-based navigation, more research is needed.

In today's museum exhibition practice, application of technologies is so prevalent that new display methods or devices are being invented from time to time (Hashim, Taib, & Alias, 2014). The goal is certainly to deepen visitors' impressions and induce their responses, and further recontextualize exhibits for audiences (Waidacher, 2001). Exhibit type is one of the important factors affecting visitor behaviors. Traditionally, museum exhibits are classified by text, post, cabinet size, lighting style, circulation route of the audience (Neal, 1976; Piccablotto, Aghemo, Pellegrino, Iacomussi, & Radis, 2015) or by presentation method (i.e. static or dynamic) (Miles, 1982). With increasing application of technologies, more and more museums classify their exhibits by presentation technology into lighting, audio, visual, and computer (Bell, 1991; Piccablotto et al., 2015). According to the Natural History Museum in London, the benefits of using multimedia to aid exhibition include (1) attract visitors, (2) retain visitors' attention, (3) arouse visitors' existing knowledge, (4) diffuse information to visitors, (5) encourage responses, and (6) provide feedbacks (Gosling, 1981). While traditional display methods have their irreplaceable value, using technologies to add value to museum exhibitions has become a trend (Eghbal-Azar, Merkt, Bahnmüller, & Schwan, 2016).

Research Design

In this study, the research site was the left exhibition hall on the second floor of Li Tien-lu Hand Puppet Historical Museum. There were about 30 display cabinets of different types in this exhibition area. After evaluation with our design concept and research needs, we selected only 12 cabinets to install iBeacon and designed the circulation route for visitors based on pre-arranged tasks.

The subjects were participants in a two-day Hand Puppet Workshop held on Aug 1-2, 2015. The participants included 8 students and 20 teachers at junior high or elementary school. They were taken to visit Li Tien-lu Hand Puppet Historical Museum, where the museum docent first gave them an introduction of the museum and basic skills of hand puppetry. Later, they were asked to fill out a pre-test questionnaire called "Preferences for Museum Exhibits". The survey result could provide an insight into their opinions about the types of exhibits in museum and be used for subsequent analyses. To minimize human interference, the number of visitors in each exhibition space had to be controlled.

The behavioral observation scale is intended to observe the types of behaviors that may arise during the system usability assessment (Lin & Fan, 2013). In this study, these behaviors were classified into "operational mistake", "misunderstand the question", "hesitate during operation", "fail to accomplish", "raise questions", "system problems", "failed trials", and "cabinet search model" which was added to record participants' performance in the mixed reality space.

The preference questionnaire was intended to understand participants' preferences for the "traditional display" model and the "digital interactions" model as well as expectations for services that a digital museum navigation system should offer. This questionnaire was designed based on the Interactive Experience Model proposed by

Falk & Dierking (1992) and previous research's views on traditional display and digital display of exhibits (Neal, 1976, Miles, 1982, James Bell, 1991, & Gosling, 1981).

Results

The overall SUS score was 68.8, or 52% after converted to a percentage. This suggests that the system's usability score was higher than the average 68 points (50%), and integrating mixed reality technology into Li Tien-lu Hand Puppet Historical Museum was acceptable by visitors.

Among the odd-numbered positive items, Item 7 (I would imagine that most people would learn to use this system very quickly) and Item 9 (I felt very confident using the system) received the highest average score, indicating using Tablet PC or other mobile devices as a medium of mixed reality interactive navigation is appropriate, because visitors can operate the APP based on their past experience of using the devices and become familiar with the gamifying museum model quickly. Using a familiar carrier device for navigation is critical to the SUS score. It can reduce anxiety and fear in users when using a new system and allow them to experience the system with confidence.

Among the odd-numbered positive items, Item 4 (I think that I would need the support of a technical person to be able to use this system) received the highest score, indicating that when integrating a technological innovation into the mixed reality space of museum, whether visitors can intuitively get involved in the interactions is important. The experience model should be self-descriptive. It should be designed in a way that allows users to know how to operate the system in their first use of the system. It should enable first-time users to identify or perceive through self-system the attributes, cultural factors, value, functionality, practicality, and other information the designers have intended to express by the system's design and interface (Almquist & Lupton, 2010). When the self-descriptive property of the system conforms to user perceptions, users will engage in voluntary exploration of the museum. Even without occasional or additional explanation or assistance, they can naturally gain the experiences that the mixed reality space is designed to offer.

Users' behaviors of operating the system were classified into 10 types. Each user might have multiple behavioral models in the mixed reality space. Through calculation of the frequency of each type of behavior, the strengths and weaknesses of the system could be identified. The result could fill the gap of the SUS in capturing the usability of each system function. From the 28 participants, it was found that "search by number" and "raise questions" occurred more frequently. Hence, the causes of these two types of behaviors had to be examined.

In the mixed reality exhibition space, the tasks were arranged with consideration of the locations of the cabinets. Users were expected to visit the cabinets according to the order of tasks. The mobile APP would provide users the number of the next cabinet to visit. Users had to find the correct cabinet before they could move on to the next game. This shows that users' decision over moving route and behavior of moving were affected many times by the instructions given by the APP. They unknowingly followed the circulation route we have originally designed for the gamifying museum.

This design of circulation route could be a reference for exhibition designers to overcome the difficulty of navigating visitors in large exhibition spaces or spaces without a specific movement direction. However, this model also reduced users' exploration of the museum. Users would habitually follow the instructions offered by the APP. They seldom had exploratory behavior or stopped at certain objects out of curiosity. In the future, the directions on circulation route should be progressively reduced to provide users an opportunity to choose exhibits to appreciate and explore on their own.

The question raising behavior occurred as many as 41 times. This is consistent with the relatively high score for SUS Item 4 (I think that I would need the support of a technical person to be able to use this system). This implies that the interface design is not intuitive enough or users were unfamiliar with iBeacon sensing technology. The loading time of data also affected users' experience and willingness to use. In Akamai and Gomez's research, nearly half of the users expected that data could be loaded within 2 seconds on their mobile device, and they might lose interest, patience and even become anxious when a site cannot respond in 3 seconds (Jacob, 2011). Therefore, it is necessary to let users have sufficient understanding of the system's operations so as to avoid repeated "question-raising" behaviors. One of the ways is to provide an introduction of the system design before they enter the mixed reality interaction space. Posters, unified verbal explanations or APP-embedded explanations can be used. The "user instruction" should be viewed as a part of the museum experience. This can prevent users from interacting with the museum in a state of confusion.

Presenting real objects in the exhibition can increase the value of attending a museum for visitors and shorten the distance between visitors and collections and even the entire museum. Hence, in application of mixed reality in museum exhibition, the focus can be placed on the core advantages of each exhibition model. The advantages of the traditional display model include "See the collections freely", "See the real collections", and "Intuitively understand the content of the exhibition". The advantages of the digital interactions model include "See the collections in interesting ways", "Novel experiences are available in the exhibition", and "The exhibition offers high interactivity". Exhibition designers can use these six items as a guideline to design an optimal combination of virtual and reality elements in the exhibition space and bring the best exhibition and services to visitors.

As to the digital museum navigation system, users' evaluation on a five-point Likert scale is as follows: 4.54 points for building a virtual map, 4.46 points for building a cross-domain platform, 4.18 points for recording data in the cloud. All the scores were higher than the average 3 points. For future developers of digital navigation systems, these items can be viewed as the required functions or the functions to be added in the systems.

Conclusion and Suggestion

In this study, we used the SUS, the behavioral observation scale, and a preferences questionnaire to explore the appropriateness of a mixed reality exhibition model implemented in a hand puppet historical museum. The findings are summarized as follows. These findings can be a reference for other museums when planning to implement the mixed reality navigation model.

- (1) The SUS test showed that the gamifying museum navigation model implemented in Li Tien-lu Hand Puppet Historical Museum was a mixed reality navigation technology accepted by users.
- (2) The gamifying museum navigation model affected users' decision over moving route. It could be used as a basis of circulation route design. However, it could also reduce users' spontaneous exploration of the museum.
- (3) Before implementation of any technological innovation, it is necessary to inform users of how the system works first. Otherwise, users may raise questions repeatedly. Hence, it is advised to view "user instructions" as an integral part of users' museum experience. This can avoid them from interacting with mixed reality in a state of confusion.
- (4) The traditional display model and the digital interactions model are complementary. Hence, the core advantages of the two models can be emphasized in the application of mixed reality in museum exhibition. The advantages of the traditional display model include "See the collections freely", "See the real collections", and "Intuitively understand the content of the exhibition". The advantages of the digital interactions model include "See the collections in interesting ways", "Novel experiences are available in the exhibition", and "The exhibition offers high interactivity". These advantages can be utilized to design an optimal combination of virtual and reality elements for visitors.

References

- Almquist, J., & Lupton, J. (2010). Affording meaning: Design-oriented research from the humanities and social sciences. *Design Issues*, 26(1), 3-14.
- Bangor, A. (2009). Determining what individual SUS scores mean: Adding an adjective rating scale. *Journal of Usability Studies*, 114-123.
- Bell, J. (1991). Planning for interactive exhibition galleries. *MUSE*, 24-35.
- Brooke, J. (1996). "SUS : a "quick and dirty" usability scale". In P. W. Jordan, B. Thomas, B. A. Weerdmeester, & A. L. McClelland (Eds.), *Usability Evaluation in Industry*. London: Taylor and Francis.
- Davies, R. (2001). Overcoming Barriers to Visiting: Raising awareness of, and providing orientation and navigation to, A museum and its collections through new technologies. *Museum Management and Curatorship*, 19(3), 283-295. doi:[http://dx.doi.org/10.1016/S0260-4779\(01\)00038-3](http://dx.doi.org/10.1016/S0260-4779(01)00038-3)
- Eghbal-Azar, K., Merkt, M., Bahnmueller, J., & Schwan, S. (2016). Use of digital guides in museum galleries: Determinants of information selection. *Computers in Human Behavior*, 57, 133-142. doi:<http://dx.doi.org/10.1016/j.chb.2015.12.035>
- Falk, J. H., & Dierking, L. D. (1992). *The museum experience*. Washington, DC: Whalesback Books.
- Ferrara, V., & Sapia, S. (2013). How Technology Helps to Create New Learning Environments by Use Digital Museum Resource. *Procedia - Social and Behavioral Sciences*, 106, 1351-1356. doi:<http://dx.doi.org/10.1016/j.sbspro.2013.12.150>
- Gosling, D. C. (1981). Man's place in evolution: A new exhibition at the British Museum. *Museums Journal*, 81, 66-69.
- Hashim, A. F., Taib, M. . M., & Alias, A. (2014). The Integration of Interactive Display Method and Heritage Exhibition at Museum. *Procedia - Social and Behavioral Sciences*, 153, 308-316. doi:<http://dx.doi.org/10.1016/j.sbspro.2014.10.064>
- Jacob, S. (2011). Speed Is A Killer - Why Decreasing Page Load Time Can Drastically Increase Conversions. Retrieved from <https://blog.kissmetrics.com/speed-is-a-killer/>
- Lewis, J. R., & Sauro, J. (2009). *The factor structure of the system usability scale*. Paper presented at the international conference HCII San Diego CA, USA.
- Lin, C. L., Shih, L. D. T., & Wu, W. L. (2015, April 2-5). *Traditional Art, Interactive Technology, Gamifying Cloud: Cross-Cultural Hybrid Puppetry New Experience*. Paper presented at the The Asian Conference on Arts & Humanities 2015, Osaka, Japan.
- Miles, R. S. (1982). *The Design of Educational Exhibits*. London: British Museum.
- Neal, A. (1976). *Exhibits for the Small Museum: a Handbook*. Nashville, Tenn: American Association for State and Local History.

Nielsen, J., & Landauer, T. K. (1993, 24-29 April 1993). *A mathematical model of the finding of usability problems*. Paper presented at the ACM INTERCHI'93 Conference, Amsterdam, The Netherlands.

Prez-Sanagust n, M., Parra, D., Verdugo, R., Garc a-Galleguillos, G., & Nussbaum, M. (2016). Using QR codes to increase user engagement in museum-like spaces. *Computers in Human Behavior*, 60, 73-85. doi:http://dx.doi.org/10.1016/j.chb.2016.02.012

Piccablotto, G., Aghemo, C., Pellegrino, A., Iacomussi, P., & Radis, M. (2015). Study on Conservation Aspects Using LED Technology for Museum Lighting. *Energy Procedia*, 78, 1347-1352. doi:http://dx.doi.org/10.1016/j.egypro.2015.11.152

Sylaiou, S., Mania, K., Karoulis, A., & White, M. (2010). Exploring the relationship between presence and enjoyment in a virtual museum. *International Journal of Human-Computer Studies*, 68(5), 243-253. doi:http://dx.doi.org/10.1016/j.ijhcs.2009.11.002

Waidacher, F. (2001). *Handbuch der allgemeinen museologie*. Munchen: B hlau Wien.

Lin, C. M. & Fan, W. Y. (2013). Usability Test for a Digital Archival System in Taiwan: A Case of the Humanities and Social Sciences (HSS) Information System. *Journal of Library and Information Science*, 39(1), 49-68.

Contact email: linchanli1976@gmail.com

***Framing of Nuclear Discourse at 5-Year Memorial of the Great East Japan
Earthquake by Two English Newspapers in Japan***

Theodore Fernando, Open University of Sri Lanka, Sri Lanka
Thomas Varkey, Sophia University Junior College Division, Japan

Abstract

A useful theoretical framework for the study of news coverage is framing. According to Entmen (1993) to frame is to select some aspects of a perceived reality and make them more salient in a communicating text. Making certain aspects more salient than others in media content leads to different construction of reality. This study uses quantitative frame analysis to find out frames used by news media in their portrayal of 5-year memorial of Great East Japan Earthquake, which is also known as 3/11. Using a convenient sample and a signature matrix this research paper tries to find out how the 5-year memorial of this tragic catastrophe was covered by two main English language newspapers, namely, The Japan News and The Japan Times. Our analysis shows that the “5-year memorial was constructed differently by two different newspapers. The unit of analysis was the theme, ‘triple disasters’ namely earth quake, tsunami and nuclear accident in Fukushima. The Japan News framed the nuclear energy discourse positively, while The Japan Times framed it negatively, something which should be phased out systematically. Differences in the tone of coverage and the use of sources across the news media were also found. However, the main differences are not so surprising because, Japan’s nuclear history is full of monopolies and lavish subsidies, cozy business-government relationships behind closed doors. What is at stake is the so called ‘watch dog function’.

iafor

The International Academic Forum
www.iafor.org

Introduction

The media today can be seen as having four major responsibilities or functions. These are to persuade or present opinion, to inform, to entertain, and to regulate (Stephen J, 2008). Not least among these is the regulatory function of the media. The practice, called watchdog journalism, is a style of writing or broadcast aimed at identifying a current societal problem, either hidden or overt, and offering opinion on necessary action. As mentioned by (Gamson et al., 1989), ideally, any media system that facilitates democracy should provide its citizens accurate information that might be useful to live a normal and unstressful life, because people have placed their trust in the watchdog function of the media. However, the, 'watchdog function' becomes ineffective when governments impose excessive control and monitoring on the media. This has been questioned by many people today. Classical liberal theorists from the late 17th Century onwards have argued that right to information along with transparency always provide the best protection from the excesses of power. The idea of the press as "Fourth Estate", as an institution that exists primarily as a check on those in public office, is based on the premise that powerful states and other public institutions had to be prevented from overstepping their bounds. The media working independently of government, even as its freedoms were guaranteed by the state, was supposed to help ensure that their vigilance happens without any interference. Watchdog function of the media covers a wide range of different types of journalism. In a democratic state, the watchdog press monitors the day-to-day workings of government, and other institutions, thereby helping citizens to monitor the efficacy of their performance. Reporting that goes beyond what officials or their spokespersons say, is also a form of watchdogging or investigative journalism. In the words of Gamson et al, "The lens through which media provide information is not neutral but evinces the power and point of view of the political and economic elites who operate and focus it. Academics have long been interested in the social and economic organization that affects media and manufacturing of news by media organizations. According to Sigal (1973), journalists "are exploited by their sources either to insert information into the news or to propagandize."

Having said that, scrutinizing the role of Japanese print media, especially two important English newspapers in discussing, an important, yet controversial news topic for Japanese people, namely the Nuclear Discourse, at 5-year memorial of great earth quake, which was known as Triple Crisis—an earthquake, tsunami, and nuclear reactor disasters, is the main focus of this research paper. Understanding how the media portrays events is important because research has shown that people's attitude and judgments can be affected by the media's presenting or framing of issues (Shas et al., 1996, Gamson, 1992, Iyenger, 1994, McLeod ,1995), especially when people lack firsthand knowledge and experience of the issue in question (Giltin, 1980). The topic of this paper, namely "Framing of Nuclear Discourse at 5-Year Memorial of Great East Japan Earthquake (2016)" is warranted in order to find out not only what was presented, but also how it was presented. The nuclear discourse in Japan is controversial because it could be said that it has been viewed in Japan with skepticism as well as an investment in Japan's progress and future. After formulating the research questions, and reviewing the latest available literature on the subject, this paper proceeds first by providing the historical background

of nuclear energy in Japan based on a recent literature review, and then we discuss briefly the theoretical framework and methodology. To analyze the content of the two selected newspapers, we use a signature matrix, and the frame theory developed by (Gamson and Lasch, 1983) which was later elaborated by (Wolfsfeld, 1997).

Research Questions

1. Can evidence of framing be found in nuclear discourse of at 5-Year Memorial of Great East Japan Earthquake (2016) in the two newspapers, namely The Japanese Times and The Japanese News? What specific media frames and media packages can be identified?
2. Are the news discourse sponsored and packaged by competing interest groups or political actors? Is the use of sources about the nuclear discourse of at 5- Year Memorial of great east Japan earthquake in the two mentioned newspapers the same or different?
3. Do the frames vary between the same two newspapers?

Literature Review

Gamson & Modigliani, as early as 1989 had studied the shifting media discourse on nuclear power from the beginning of the nuclear age in 1945 through the accident at Chernobyl in 1986. According to their findings, until the early 1970s, there was no anti-nuclear power discourse in the mass media. Nuclear power was a naturalized symbol of technological progress, part of the long story of human mastery of nature. Even the partial meltdown at the Fermi nuclear reactor near Detroit in 1966 had failed to produce any media discourse on the merits and demerits of nuclear power. Nuclear discourse had moved into the contested realm during the 1970s. (Gamson, 1988) traces the role of the environmental and anti-nuclear power movements in this evolution, showing the complex interaction among movement and more institutionalized actors in the process. On this issue, at least, far from aiding the maintenance of hegemony, challengers were helped by the media. The meanings preferred by powerful corporate and political actors proved vulnerable and media norms and practices worked to some extent against their preferred interpretation. Talking of nuclear policy in Japan, (Sherry Martin Murphy 2014), makes use of the case of the nuclear power industry post-Fukushima to lay bare how grassroots activism is disrupting the elite-driven model of Japanese democracy popularized in the developmental state literature.

According to (Aldrich, 2012) “using a mix of top-down directives and well-funded policy instruments, Japan successfully created one of the most advanced commercial nuclear power programs in the world. Government officials and local politicians actively supported the nuclear industry, along with its lucrative handouts to host sites, while Japanese citizens tacitly gave support by accepting both the benefits and the risks. However, because of the massive devastation at the end of World War II, the Japanese population had developed a social condition known as *kaku arerugi* (nuclear allergy). The atomic bombing was able to create a strong antinuclear weapons sentiment in Japan, as did the Lucky Dragon incident less than a decade later. As mentioned by Yoshioka, in “The social history of nuclear power” (1999) the two longest-standing antinuclear

organizations in Japan, known as “*Gensuikyo* and *Gensuikin*”, have emerged from these events and continue to hold rallies and disseminate information on nuclear issues.

As we notice above, nuclear energy, or the nuclear discourse is one of the contested topic that is been debated by proponents of the nuclear energy as well as who oppose nuclear energy. The impact of the “Fukushima nuclear crisis” was enormous that it carries implications for nuclear and renewable energy policies in Japan today. As stated by (Tkach-Kawasaki, 2012) within minutes of the Tōhoku Earthquake that occurred at 14:46 on March 11, 2011, the news spread around the world, aided by international news agencies and the Internet. Within an hour, the initial disaster was compounded by an ensuing tsunami with horrifying images and videos of great masses of water swiftly overtaking buildings, homes, and businesses located along Japan’s northeastern coast.

The Fukushima nuclear power plants were seriously damaged as a result of the tsunami. Residual heat caused fuel meltdowns in three of the six reactors. Temperatures rose above 2,000 degrees Fahrenheit melting the zircaloy (zirconium alloy) tubes containing the fuel pellets in the reactors. In order to cool the reactors and ensure that the spent fuel rods would remain underwater the engineers pumped in thousands of gallons of seawater. According to “Yomiuri Shimbun”, this procedure resulted in approximately 100,000 tons of contaminated water flowing into the ground and the ocean. Adding to the chaos, hydrogen explosions blew the tops off three of the buildings containing the reactors. Japanese authorities eventually categorized the incident as a 7 (“major accident”) on the International Nuclear Event Scale (INES) due to the amount of radiation released. The 1986 Chernobyl disaster is the only other atomic accident to date in this category. As of October 2011, more than 75,000 residents of the area were unable to return to their homes in Fukushima Prefecture because of high levels of radioactivity. Since the accident began, a number of agricultural companies were forced to stop exporting food from the area due to radioactive contamination of tea, beef, rice, and citrus products.

To make it worse, it is reported that, managers at the Kyūshū Electric Power Company were discovered tampering with a public opinion poll posted on 26 June 2011. The scandal, known as the *yarase meiru* (staged mail) scandal, involved employees at the utility sending 140 supportive comments to the station, which were enough to tip the balance of opinion in favor of restarting.

Aldrich (2012), states that the government in Japan has provided a number of different types of support to Tokyo Electric Power Company (TEPCO) and other regional power monopolies in the early years of nuclear power. One form of help involved logistical and financial support in mapping out potential host communities throughout Japan. Government bureaucrats assisted the utilities both in the physical charting of potential locations—to ensure that they met certain technocratic criteria, such as having access to cooling water, proximity to existing power grid lines, support from relatively aseismic rock, and so forth—and in mapping the social characteristics of nearby communities.

The high and unstable price of oil—critical for Japan’s petrochemical industries, as well as a host of other fields, including automobiles and oil refining—created pressure for

Japanese planners to achieve a new goal: energy security. The government hoped that between hydroelectric dams and nuclear power plants, Japan would be able to wean itself off oil from the Middle East. In order to promote nuclear power, the central government created a new agency, the ANRE (Agency for Natural Resources and Energy, or *Shigen Enerugi Chō*). Over the course of the next decade, more spin-offs were created, including the Japan Atomic Energy Relations Organization, the Japan Industrial Location Center (*Nihon Ricchi Sentā*), and the Center for the Development of Power Supply Regions. Large amount of budgets of these agencies were focused on the placement of new nuclear power plants through-out the country, and to improve the image of nuclear power.

However, 3/11 was a wakeup call for many Japanese who already thought that something is drastically wrong in Japan. Since that day newspapers, top journals, books, television and the internet have all primed a cascade of news and opinions about the triple disaster of earthquake, tsunami and nuclear meltdown at Fukushima, and what should be done to overcome its catastrophe and discourage reconstruction.

With well-organized and informed opposition groups operating since the early 1980s, including the Citizens' Nuclear Information Center (CNIC, or *Genshiryoku Shiryō Jōhō Shisetsu*) and the antinuclear newspaper *Hangenpatsu Shinbun*, many communities have fought back in highly publicized battles. The accidents at Three Mile Island and Chernobyl worried many Japanese residents but authorities reassured them that these would not be possible in Japan, given its strong engineering credentials, in-depth safety controls, and highly educated and motivated staff. The government also enlarged the range of projects to which the *Dengen Sanpō* funds could be applied, lengthen the period for which they would be available, and increased the pool of funding provided to local communities. Overall, despite ongoing opposition, the government and regional energy monopolies saw few reasons to worry about the future. One white paper envisioned the construction of an additional 17 nuclear power plants in Japan by 2024, which would increase the amount of electricity generated by nuclear power from one-third to roughly one-half.

It is been reported on 8 December 1995, that the experimental sodium-cooled fast breeder reactor known as the Monju experienced a huge sodium leak. The resulting fire was hot enough to melt various steel structures in the chamber. The Japanese agency in charge of the Monju, however, decided to suppress details of the accident and to doctor a publicly released videotape of the leak and its aftermath. Local residents successfully fought attempts to restart the experimental reactor until the summer of 2005, when the Supreme Court ruled in favor of restarting. Some four years after the Monju fire, Japan experienced its worst nuclear accident to date. On 30 September 1999, when three workers at the nuclear fuel cycle company JCO in Tokaimura were preparing fuel for one of Japan's experimental fast breeder reactors, they set off a criticality (an increase in nuclear reactions in radioactive material) that exposed them to tremendously high levels of radiation. Two of the three died from extreme radiation exposure, and local residents in the nearby town were told to remain indoors to avoid contamination.

These were not the only events that began to break apart public support and faith in the industry. Revelations that TEPCO, the Tokyo Electric Power Company, had covered up numerous accidents, leaks, and cracks since the 1980s also has come to light. Engineers came forward in the early 2000s to reveal that at least 30 serious incidents had been hidden by company management. In response, several upper management executives lost their jobs, and the central government ordered the shutdown of TEPCO's 17 nuclear reactors in 2002. These events further undermined the industry's credibility (Aldrich, 2012).

In addition, in the past and again following the Fukushima disaster, the Japanese government has utilized exclusive reporter's clubs (*kisha karabu*) in order to ensure that media coverage reflects government's policy. The continual existence of the discriminatory system of *Kisha kurbu*, which restrict access to information to their own members, is a key element that caused the ranking of Japan's media to drop from 22 to 53rd since the Fukushima disaster (Reporters without borders 2013). Further Japan has been negatively affected by a lack of transference and the denial of access to information a subject both directly and indirectly related to Fukushima following the Fukushima accident, while there has been much evidence in Japan's of censorship of nuclear industry coverage. The authorities also imposed a ban on independent coverage of any topic related directly or indirectly to the accident and the Fukushima Daiichi nuclear power plant. Moreover, some freelance journalists who complained that public debate was being stifled were subject to censorship, police intimidation and judicial harassment (Reporters without borders). According to (Cohen et al., 1994) the ruling party namely LDP politicians had little incentive to give voice to anti- nuclear interests because domestic industry—the nation's biggest energy consumers—provided a large share of the financing politicians needed to survive expensive campaign cycles. Ramseyer (2011) states that moreover, politicians were able to subordinate broad public interests to those of the utility firms because majority of worker's voters did not live in districts that hosted a nuclear power plant; they did not bear the direct risks of a nuclear accident, but they did enjoy the benefits of a stable energy supply. Indirectly the media, too, had played a part because it was reliant on the financing energy companies provided through advertising (Kingston, 2012).

Freelance journalists and magazines were sued after publishing articles on the alleged collusion among companies and TEPCO. Talking reporters and publishers to court shows the intent to cover up the truth. In addition, in early December 2013, the Japanese parliament passed a state secret protection law that may curtail future public access to information on a wide range of issue, including Fukushima (Sieg and Takenaka, 2013) which has been condemned by critics of the ABE administration. Public officials and private citizens who leak "special state secrets face prison terms up to ten years, while journalists who seek to obtain classical information could be imprisoned for five years (McCurry, 2012). These developments demonstrate the government's continued purge to silence anti-nuclear dissent in the face of rising public opposition to the nuclear technology.

Methodology and theoretical framework

The concept of framing, or frame research has become increasingly attractive in media research, especially interdisciplinary research including communication, sociology, and political science. As stated by (Reese, 2009) framing refers to the way events and issues are organized and made sense of, especially by media, media professionals, and their audiences. As both a noun and a verb, the word frame suggests an active deliberate process and a result. According to Entman (1993), frame is determined in large part by its outcome or effect: To frame is to select some aspects of a perceived reality and make them more salient in communicating text, in such a way as to promote a particular problem definition, casual interpretation, moral evaluation, and/or treatment recommendation. Similarly, (Tankard Hendrickson, Silberman, Bliss, and Ghanem, 1991) define framing as “A frame is a central organizing idea for news content that supplies a context and suggests what the issue is through the use of selection, emphasis, exclusion, and elaboration.” This research paper mainly uses the frame analysis model developed by Gamson and Lasch and subsequently elaborated by (Tankard, J., Hendrickson, L., Silberman, J., Bliss, K., & Ghanem 1991).

As principles of partiality and selectivity, made of codes of emphasis, interpretation, and presentation –media frames are routinely used by newsmakers to organize verbal and visual discourses into forms that will be accessible to the everyday reader, viewer or listener. In rendering opinions, laying blame, and presenting solutions about problematic issues, actors and events, journalists inevitably accentuate some points of view while downplaying others, thus limiting the range of interpretable meanings available to the public (Entman, 1991, Gamson and Modigliani, 1989, Giltin, 1980 Pan and Kosicki, 1993). It is in this sense that the concept of framing can be said to capture the numerous ways in which the media set the discursive context within which individuals may come to locate, perceive, identify and label the events and happenings around them (Goffman, 1974). Among the many approaches to framing, is the theory of media framing put forward by sociologist (William Gamson and colleagues, 1992). More importantly Gamson and Lasch hold that the ideas that appear in news are best understood as media packages that feature a central organizing idea for events and employ various framing or symbolic devices that support the main idea of the story (Gamson and Lasch, 1983). According to Gamson, journalists engage in arranging random events into a meaningful, organized interpretive package.

The first quantitative measure used in the qualitative reading of the Nuclear Discourse at 5-Year Memorial of Great East Japan Earthquake is the prominence and visibility of a central argument. As indicated by Gamson in his research, central arguments were coded as to be visible if they reach a threshold of at least 10 present prominences in any news item connected with 5-year memorial in the convenient sample of one month. Thus media packages used by the journalists contain core frames or central organizing ideas that help the writers to convey, what is at issue, and the idea of elements of which they are made. Further packages also contain condensing symbols-linguistic and rhetorical devices that tie discrete bits of content together and situate them within an emerging context. Gamson

and Lasch enumerated five framing devices that they believe serve as indicators of framing process at work.

Taking the above interpretations of framing devices for this paper, a metaphor is defined as “the application of a name or descriptive term or phrase to an object or action to which is imaginatively but not literally applicable. Exemplars are defined as the ‘dramatized accounts of real events, whether produced by witnesses, politicians, political activists, or journalists, who are then used to represent abstract forces, issues, or entities. Catchphrases are ‘attempted summary statements about the principal subjects, whether in the form of taglines, slogans, or catchy themes. Depictions are routine characterizations of the principal subject. Consequents are the ‘condensational symbols that project various outcomes associated with different policy decisions. Sometimes both short term and long term consequents are presented. Appeals to principle are ‘condensational symbols evoking moral values, sometimes religious values, and general societal and cultural self-images to generate enthusiasm for particular policy choices.

The construction of a signature matrix was developed as a guideline or a set of working frames that guided the data analysis by the researchers. The first stage of research involved identifying and the cataloging of the various metaphors, catch phrases, visual images, moral appeals and other symbolic devices that characterized the nuclear discourse at 5-Year Memorial of Great East Japan Earthquake. At the second stage, the signature matrix, which consists of two rows representing the interpretive packages and columns indicating, various condensational symbolic devices, such as metaphors, exemplars, catchphrases, depictions, visual images, roots, consequences, and appeals to the principles were constructed on the basis of the findings derived from the content analysis of the nuclear discourse. According to Gamson and Lasch, a “signature matrix” is a device that lists the key frames and links them to salient signifying devices. Further according to them, it is possible to identify the particular signature elements for a given frame, the metaphors, catchphrases, or other symbolic devices used typically to convey or to find phenotype expressions that can be reliably coded.

After several close readings of the articles, features, editorials looking at the photographs connected with it, and thus gaining an overall impression of their slant, discourse about the nuclear were grouped according to two categories. The criterion used was whether news on nuclear discourse in the two newspapers was generally supportive or non-supportive of the nuclear use in Japan. News content was interpreted as supportive whenever, they argue for a compromise, or go ahead with nuclear plans in spite of Fukushima accident. Content about the nuclear discourse was interpreted as non-supportive whenever, they displayed and argue against compromising of and high lights the risks and destruction due to use of nuclear energy.

The sample

The Japan Times is Japan's largest English-language newspaper. It is published by The Japan Times, Ltd. At first, the paper was independent of government control, but from 1931 onward, the Japanese government was mounting pressure on the paper's editors to

submit to its policies. The paper's circulation at that time was about 825,000. On the other hand, *The Japan News* is owned by *The Yomiuri Shimbun* (読売新聞), a Japanese newspaper published in Tokyo, Osaka, and Fukuoka and other major Japanese cities. It is part of the Yomiuri Group, Japan's largest media conglomerate. Founded in 1874, the Yomiuri Shimbun is credited with having the largest newspaper circulation in the world. In 2010, the daily was the number one in the list of the world's biggest selling newspapers with a circulation of 10,021,000. As of mid-year 2011, it still had a combined morning-evening circulation of almost 13.5 million for its national edition.

The selected period for this research was the 31 days of March, namely one-month period starting from 1st of March 2016 to 31st of March 2016 and the focus of research as 3/11 because great earth quake happened on the 11 of March 2011.

Signature Matrix

Table 1. Anti-nuclear Frame (*The Japan Times*)

Meta Frame	Nuclear energy is destructive to Japan
Core frame	The injunction issued by the Otsu District Court on Wednesday to halt the operation of reactors 3 and 4 at Kansai Electric Power Co.'s Takahama nuclear power plant in Fukui Prefecture Should serve as a strong warning to the power industry, the government and the nuclear regulators.
Core Positions	The power companies should rethink their rush to restart their reactors, which is driven by their desire to improve short-term profitability, and examine whether they are qualified to manage the risks involved in nuclear power generation so that a Fukushima-type catastrophe will never be repeated. The NRA should uphold the 40-year rule to cut the weight of nuclear power as well as to ensure safety of reactors.
Metaphors	“Utility Brass” Nuclear Watchdog” “A spotlight was thrown” Progress has been made, albeit at a snail’s pace
Historical Exemplars	The crisis at the six-reactor plant on the Pacific coast started when tsunami triggered by the massive earthquake of March 11, 2011 flooded power supply facilities and crippled reactors. Worst nuclear accident since Chernobyl in 1986.
Catchphrases	Quake prone Japan In the interest of human rights. Should serve as strong warning to the power industry
Depictions	Fukushima dump site, Tsunami triggered crisis Fukushima nuclear crisis
Visual Images	Front page b/w photographs, and photographs in other pages closely connected to the 3/11 event, graphs, and areal maps, and other illustrations.

Consequences	<p>Facing charges of professional negligence resulting in death and injury.</p> <p>DNA damage found in Fukushima forests</p> <p>Radiation spread over a wide area and forced tens of thousands of people from their homes many of whom will likely never return.</p> <p>The towns of Onagawa and Minamisanriku in Miyagi, among the most severely damaged municipalities, suffered a population loss of 37 percent and 29 percent, respectively, while Otsuchi, Iwate Prefecture, saw a 23 percent fall.</p>
Appeals to Principle	<p>The NRA should uphold the 40-year rule to cut the weight of nuclear power as well as to ensure the safety of reactors.</p> <p>The 40-year rule should not be upheld as a reasonable criterion that uses the procedures on the safe side.</p> <p>Other power companies should also take the court decision and what happened at the Takahama plant seriously and make sure they don't neglect the lessons from the triple meltdown at Tokyo Electric Power Co's Fukushima No.1 plant five years ago.</p> <p>"...such a position runs counter to the common sense principle that in handling a potentially highly dangerous technology like nuclear power, prudence must be the default position.</p> <p>The power companies should rethink their rush to restart their reactors, which is driven by their desire to improve short term profitability, and examine whether they are qualified to manage the risks involved in nuclear power generation so that a Fukushima type catastrophe will never be repeated.</p>

Anti –nuclear Frame

Ethnographic content analysis to find out the main frames shows that in *The Japan Times*, there were 56 news items, including 4 editorials, 191, photographs about 3/11 incident, 7 opinion articles, 7 feature articles, and 6 narratives by various people connected with the about the 5-Year Memorial of Great East Japan Earthquake (2016), which fell in March. Leaving aside the visuals which were also mainly supportive of the anti-nuclear frame, there were 67 news (almost 73%) items dealt with anti-nuclear or nuclear is a disaster theme in the month of March. Among them there were 4 editorials, 3 opinion columns about clearly indicating paper's anti-nuclear stand. Some of these articles had an audio version, which means one was able to hear it on his/her mobile device or I pad, or using a computer, and share it with others.

The Japan Times on the 6th of March 2016, used the "anti-nuclear frame" by titling its editorial in the following way: "Extending Takahama reactor life" (editorial). It argued, "Japan currently has 43 nuclear power reactors -18 of which are more than 30 years old. If the 40-year rule is strictly applied, their number will gradually decline. This conforms not only to the government's policy of reducing Japan's reliance on nuclear power but also to the popular wishes as expressed in media opinion polls, in many of which a majority of respondents oppose the restart of idled reactors and want nuclear power to account for less of the nation's electricity supply than envisaged by the government. The

NRA should uphold the 40-year rule to cut the weight of nuclear power as well as to ensure safety of reactors (p. 10).

Supporting the same anti-nuclear frame, *The Japan Times* editorial on 10th March 2016 was titled: “Troubles at Takahama nuclear plant”.

A recent revelation by TEPCO also highlights its sloppiness in handling the Fukushima disaster. It admitted that as recently as late February, an employee noticed a description in its disaster management manual stating that a reactor must be declared “in meltdown” if 5 percent or more of its fuel rods are determined to be “damaged”. As of March 14, 2011, the company estimated that 55 percent of the fuel rod assemblies of reactor 1 and 25 percent of those at reactor 3 were “damaged”. The Next day, it estimated that 35 percent of the fuel rod assemblies at reactor 2 were damaged. Still, TEPCO refused to use the word “meltdown” for about two more months despite wide spread public skepticism. It is deplorable that the company failed to heed such an important description in its own manual. This only deepens suspicious over the company’s lack of sincerity in dealing with accidents at nuclear power plants.

Reiterating the paper’s anti-nuclear frame, *The Japan Times* editorial 12 March 2016, said under a title, “Up grading anti-disaster measures”.

The national and local governments should carefully study the effectiveness of regularly held anti-disaster drills and improve them. It should be determined, for example, how vehicles abandoned on roads and traffic jams in the event of major disasters would hamper rescue and firefighting operations, and how this can be prevented. The bottom line is that anti-disaster plans should be checked regularly to make sure they will really work when disasters strike (p. 7).

The following headlines also show further the paper’s anti-nuclear stand.

“A caution on nuclear restarts” *The Japan Times* 20 March, 2016, p.10.

“Why 3/11 didn’t change Japan” *The Japan Times* 15 March, 2016, p.11.

“Fukushima exec fight the gloom” *The Japan Times*, 28 March, 2016, p. 2.

“Injunction Clouds nuclear policy” *The Japan Times*, 13 March, 2016, p. 9.

“Reactor at Takahama halted automatically” *The Japan Times*, 1 March, 2016, p. 3.

“Three utility brass blamed for reactor meltdowns. TEPCO execs face trail over disaster.” *The Japan Times*, March 1, 2016, p. 1.

“Fault below reactor may be active” *The Japan Times*, 4 March, 2016, p. 2.

The Japan News

It was interesting to note that the other newspaper, namely The Japan News, had only 66 news items for the whole month about the Nuclear Discourse at 5-Year Memorial of Great East Japan Earthquake (2016). There were totally 11 editorials, 40 news items, that 13% and 11 narratives, 47 photographs and one opinion column about the nuclear discourse, and they were mainly not about the ill effects of nuclear use of anti-nuclear but post effects of 5-year memorial, and out of 40 news items, there were 14 hard news, and

33 soft news about the events connected with the 5-year memorial. It would be correct to say that The Japan News showed no clear policy about the nuclear usage in Japan, because the paper took somewhat apathetic attitude towards the nuclear energy neither for it or against it, but the analysis of news content showed that The Japan News was in favour of nuclear energy, not so much emphasizing about the negative side of the nuclear energy. However, the frames and news content was not at all neutral, but bias towards nuclear policy. So the researchers identified the main news frames of The Japan News as bias towards nuclear use in Japan. News items and photographs were more towards positive after effects of the great East Japan earthquake.

Signature Matrix

Table 2. For-nuclear Frame (*The Japan News*)

Meta Frame	Supportive of Nuclear usage in Japan
Core Frame	Govt. needs to thoroughly explain nuclear fuel cycle to U.S.
Core positions	<p>“The nuclear fuel cycle project, which reuses spent nuclear fuel from nuclear power plants, is the main pillar of Japan’s nuclear policy. In view of the serious energy situations, it is essential to make efforts to win understanding on this issue both at home and abroad.”</p> <p>“Court must judge carefully in trial of forcibly indicted TEPCO execs.</p> <p>“How far does the criminal responsibility of individuals extend in an accident caused by an unprecedented natural disaster?...”</p> <p>“We want to see the nuclear watch dog’s approval of the operation of frozen soil shields serve as an opportunity revive fisheries in Fukushima Prefecture.”</p> <p>“Education on hometowns fosters hopes to rejuvenate quake-hit areas...”</p>
Metaphors	<p>“Kindle hope for the reconstruction of disaster affected areas.”</p> <p>“Nuclear watchdog’s approval”</p> <p>“We want the revival of industries with roots in Tohoku to be accelerated...”</p> <p>“...marine products back on their feet remains the biggest issue....”</p> <p>“There are high hurdles to proving the guilt of the accused....”</p> <p>“Central government comes back to life....”</p> <p>“One headache in this regard is that lifting the evacuation orders....”</p> <p>“disasters caused by brute forces of nature ...</p>
Historical Exemplars	<p>“The number of people who were killed or remain unaccounted for totals 18, 455....”</p> <p>“The existing Japan-U.S. nuclear power cooperation agreement that entered into force in 1988 exceptionally allows Japan to reprocess spent nuclear fuel and enrich uranium....”</p> <p>“Memorial ceremonies to mourn disaster victims in the Tohoku region were also held in various places around the country, including areas damaged by the 1995 Great Hanshin Earthquake, the 2004 Chuetsu Earthquake in Niigata Prefecture and the major sediment disaster that happened two years ago in Hiroshima city...”</p>
Catch phrases	“We pray anew for the souls of the victims to rest in peace....”

	<p>“March 11 anniversary a reminder to pass on lessons to future generations...”</p> <p>“We will ceaselessly review disaster-prevention measures by constantly integrating the latest wisdom and knowledge...”</p> <p>“We will continue to hand down our experiences to our children and our children’s children, and to people in the rest of the world....”</p> <p>“...to entice younger generations to return, job opportunities must be available.”</p>
Depictions	<p>“Even though five years have passed since the disaster at Tokyo Electric Power Co.’s Fukushima No. 1 nuclear power plant occurred, nearly 100,000 people from Fukushima Prefecture continue to live as evacuees both in and outside the prefecture.”</p> <p>“Should a massive Nankai Trough earthquake occur; disasters of far greater magnitudes have been forecast. The worst-case scenario predicts 320,000 deaths and 2.38 million houses destroyed...”</p>
Visual images	Related photographs about the 3/11.
Consequences	<p>“Otherwise, there could be serious harmful effects, such as on the one hand, the government resorting to extralegal measures in the absence of constitutional provisions on crisis management, or on the other hand, the failure to take necessary steps...”</p> <p>“Population declines in every municipality will be unavoidable even after the evacuation orders are lifted...”</p> <p>“.. a gigantic Nankai Trough earth quake and a major quake with its hypocenter directly under Tokyo are expected to happen in the near future ...”</p>
Appeals to Principle	<p>“Use of SPEEDI system should be option for nuclear disaster response...”</p> <p>“The important thing is to draw various lessons from the trial and to make use of them to prevent the recurrence of a similar nuclear accident in the future...”</p> <p>“Some ingenuity is needed to spread word about Tohoku’s attractions far and wide...”</p> <p>“Surveys using robots have frequently encountered trouble. It is essential to develop innovative survey technologies.”</p>

For-nuclear energy frame

As mentioned early, the frame analysis of the news content and editorials showed that *The Japan News* was biased towards the use of nuclear energy in Japan. Like *The Japan Times*, it did not take a hard line anti-nuclear approach towards, nuclear use in Japan. The following editorial content shows the bias of the newspaper.

The Japan News, 24th March, 2016, in its editorial on page 4, it said,

“The nuclear fuel cycle project, which reuses spent nuclear fuel from nuclear power plants, is the main pillar of Japan’s nuclear power policy. In view of the serious energy situation, it is essential to make efforts to win understandings on this issue both at home and abroad....”

“The reactivation of nuclear power plants must be accelerated and a so called pluthermal project, in which plutonium is burned in normal nuclear power plants will be filled with spent nuclear fuel, and those plants will become inoperable. “

“The reactivation of nuclear power plants must be accelerated and a so called pluthermal project, in which plutonium is burned in normal nuclear power plants, must be put on track. Shouldn't the Monju Fast breeder reactor also be reactivated?”

The Japan News on 6th March, 2016 on page 4 it said,

“TEPCO plans to expand the frozen shield area in stages. It is estimated that the increase in contaminated water will be reduced to less than one tenth of the current volume if all of the shields are put into operation. We want TEPCO to steadily proceed with the operation of the soil shields...”

Unlike *The Japan Times*, which gave much emphasis on the more negative results of the use of nuclear energy, *The Japan News* gave more space to present positively the after effects of the 3/11 great earth quake and how they should be restored or improved. For example, *The Japan News* on 6th March, 2016 put the following heading in their editorial. “Stable operations of frozen soil shields vital for reviving fishery in Fukushima”

Discussion

This research was initiated to find out the answers to the following 3 main questions. Namely, can evidence of framing be found in nuclear discourse of at 5-Year Memorial of Great East Japan Earthquake (2016) in the two newspapers, namely *The Japanese News* and *The Japanese Times*? What specific media frames and media packages can be identified? Is the news discourse sponsored and packaged by competing interest groups or political actors? Is the use of sources about the nuclear discourse of at 5- Year Memorial of great east Japan earthquake in the two mentioned newspapers the same or different? Do the frames vary between the same two newspapers?

The news content and frame analysis based on Gamson and Lasch's Signature matrix (1983) and also making use of Wolfsfeld's approach (1997) shows that in both papers, there were evidences of framing in nuclear discourse of 5- Year Memorial of Great East Japan Earthquake in March 2016. The following three main frames, and were identified by the two researchers who did readings independently namely, the “anti-nuclear frame of *The Japan Times*, and the “for-nuclear energy frame” of *The Japan News* and “Humanitarian frame” which was common to both newspapers. The two newspapers showed different attitudes to the main nuclear usage in Japan. *The Japan Times* highlighted the dangers of use of nuclear energy in earth quake prone Japan, but *The Japan News* took a kind of softer approach or black swan approach of news reporting to the nuclear disaster. From the news content and the editorials of *The Japan News* also showed that some news items and editorials showed that they were sponsored and packaged by interested parties. This was however not surprising because, it is said that *The Japan News* or *The Yomiuri Shimbun* had a history of promoting nuclear power within Japan. In a way this research further confirms the findings of (Abe, 2015), who

said that the attitude of *The Japan News* was that “Japan needs nuclear energy to keep its economic- technological leading position in the international society”. Even, (Yoshino 2013) in his research said that *The Japan News* “appeared to take a stance closer to that of the cabinet office and the ruling party DPJ in covering these issues”.

At times both newspapers made use of the same sources, but the slant was different. Both newspapers used local correspondents and staff writes for the news content. *The Japan Times* used more hard news on the 3/11 event while *The Japan News* used more soft news on the event. All though, analysis of one-month period is not enough to conclude or to generalize, the analysis shows that definitely there are evidence of framing and news packaging and sponsorship by interested parties. Another noteworthy feature of *The Japan Times*, was the use of color and black and white photographs reminding us the adage “one picture is worth thousand words. Naturally the photographs made more impact on the readers about the negative consequences of the nuclear use. One major limitation of this research paper was that this research is based on two main English mostly read newspapers, while we know somehow English is not the main spoken language of Japan. It is up to the future researchers to undertake similar research on native, namely on Japanese newspapers on similar topic of interests. However, we feel from this analysis Media in Japan has a long way to go to become a watch dog in order to strengthen democracy and right of the Japanese people to have correct information on good governance. By-partisan attitudes of media does not auger well for Japan, because it is been well established that, Japan is a media-saturated nation where the level of consumption of both newspapers and television is extremely high by global standards. Furthermore, it is reported that the news media have the deep trust of the public (Open Source Center Media aid, 2009). The wide reach of news reporting, and the trust it has earned from the Japanese people, give journalists remarkable influence on the public agenda. With the wide spread of social media, and their easier access allow people to know what is really happening instantly even in closed doors. Unlike in the past, new forms of social media, informs and empowers, and extend our eyes and ears far and wide in search of the truth.

This study warns us not to believe the media blindly, but to be discerning and to be intelligent readers, checking the accuracy of media reports especially on important matters like the use of nuclear energy in Japan. Though, mass media can saturate us with variety of messages, ideologies, and beliefs, as Fiske (1987) suggests that people need to become not passive audiences but intelligent “readers” who “read” decode sights and sounds as well as printed texts.

Bibliography

Aldrich, D. (2012a). "Post-Crisis Japanese Nuclear Policy: From Top-Down Directives to Bottom-Up Activism." *Asia Pacific Issues* 103: p. 1–11.

Aldrich, D. (2013). "A Normal Accident or a Sea-Change? Nuclear Host Communities Respond to the 3/11 Disaster." *The Japanese Journal of Political Science* 14 (2): p. 261–76.

Bestor, T. C. (2013). "Disasters, Natural and Unnatural: Reflections on March 11, 2011, and Its Aftermath." *The Journal of Asian Studies* 72: p. 763–82.

Broinowski, Richard P. (2012). *Fallout from Fukushima*. Victoria, Australia: Scribe Publications Pty Ltd.

Burgess, C. (2013). "Democracy Interrupted: How Local Voices Were Silenced in Tokyo's First Referendum." <http://www.japantimes.co.jp/community/2013/06/18/issues/democracy-interrupted-how-local-voices-were-silenced-in-tokyos-first-referendum/#.Uyk50KiSw40> (accessed April 21, 2016).

Cohen, L., Matthew, M., and Frances, R. (1994). "The Politics of Nuclear Power in Japan and the United States." http://mccubbins.us/mccubbins_files/ARTB11.PDF (accessed April 23, 2016).

Daniel P Aldrich, D. P and Dusienerre, M. (2011). "Hatoko Comes Home: Civil Society and Nuclear Power in Japan" *Journal of Asian Studies* Vol. 70 Iss. 3 at: http://works.bepress.com/daniel_aldrich/13/ (accessed on 12th May 2016).

Dauvergne, P. (1993). Nuclear Power Development in Japan: "Outside Forces" and Politics of Reciprocal Consent. *Asian Survey*, Vol.3, No. 6. *Japan: Redefining Its International Role*. p. 576-591.

Dudden, Alexis. (2012). "The Ongoing Disaster" *The Journal of Asian Studies*, 71: p. 345–59.

Dusienerre, M., and Aldrich, D. (2011). "Hatoko Comes Home: Civil Society and Nuclear Power in Japan." *The Journal of Asian Studies* 70: p. 683–705.

Eco, U. (1979). *The Role of the Reader*. Bloomington: Ind. University Press.

Entman, R. M. (1993). Framing: Toward Clarification of a Fractured Paradigm. *Journal of Communication*, 43: 51–58.

Fackler, M., (2012). "Japan Public Still Divided as 2 Reactors to Be Opened", *The New York Times* (online), 16 June 2012. at:

<http://www.nytimes.com/2012/06/17/world/asia/japans-prime-minister-orders-restart-of-2-nuclear-reactors.html> (Accessed 10 May 2016).

Fiske, J. (1987). *Television Culture*. London New York: Routledge.

Gamson, W.A., Croteau, D., Hoynes, W., Sassou, T., (1992). Media Images and the Social Construction of Reality. *Annual Review of Sociology*, Vol.18., p 373-393.

Gamson, W. A., Modigliani, A. (1989). Media discourse and public opinion on nuclear power. *Am. J. Sociol.* 95:1-37.

Gamson, W.A. and Stuart, D., (1992). "Media Discourse as a Symbolic Contest: The Bomb in Political Cartoons", *Sociological Forum* 7:1. p. 55-86.

Gamson, William A., and Kathryn E. Lasch. (1981). *The Political Culture of Social Welfare Policy*. University of Michigan CRSO Working Paper No. 242.

Gans, H. J. (1980). *Deciding What's News: A Study of CBS Evening News, NBC Nightly News, Newsweek and Time*. New York: Vintage Books, Random House.

Giltin, T. (2003). *The Whole World is Watching*. Berkeley: University of California.

Goffman, E. (1974). *Frame analysis: An essay on the organization of experience*. Boston: Northeastern University Press.

Hall, S. (1982). "The rediscovery of ideology: The return of the repressed in media studies". In *Culture Society and Media*, ed. M. Gurevitch et al, pp. 5690. London: Methuen.

Hartwigh, M., Okura, S., Tkach-kawasaki, L., Kobashi, Y. (2016). Identifying the "Fukushima Effect": Assessing Japanese Mass Media Coverage of International Nuclear Power Decisions. *Journal of International and Advanced Japanese Studies* Vol. 8, February, p. 109-124.

Hein, L. E. (1990). *Fueling Growth: The Energy Revolution and Economic Policy in Postwar Japan* (Harvard East-Asian Monographs). Harvard University, Asian Center.

Iyenger, S. (1991). *Is Anyone Responsible? How Television Frames Political Issues*. Chicago. University Press.

Kingston, J. (2012). Mismanaging Risk and The Fukushima Nuclear Crisis. *The Asia-Pacific Journal/Japan Focus*. Vol.10.Issue 12.

Lang, K., and Lang, G.E. (2004). "Noam Chomsky and the Manufacture of Consent for American Foreign Policy" *Political Communication* 21; 209-234.

Lesbirel, S. Hayden (2003) "Markets, Transaction Costs and Institutions: Compensating for Nuclear Risk in Japan", *Australian Journal of Political Science* 38(1): p. 5-23.

Linda Seig and Kiyoshi Takenaka, 'Japan takes historic step from post-war pacifism, OKs fighting for allies,' Reuters, U.S. Edition, accessed April 30, 2016, at: <http://www.reuters.com/article>.

Open Source Center Media Aid, (2009). Japan media Environment Open State Looms Large.

Massey, N., (2012). "Report Blames Fukushima Disaster on Top Levels of Utilities, Regulators." ClimateWire, at: http://special_reports/nuclear_crisis (accessed on April 9, 2016).

McCurry, J., (2012a) "Fukushima reactor meltdown was a man-made disaster, says official report", The Guardian 5 July 2012. at: <http://www.guardian.co.uk/environment/2012/jul/05/fukushima-meltdown-manmade-disaster?newsfeed=true> (Accessed 10 May 2016).

McLeod, M. D. (1995). "Community Deviance: The Effects of Television News Coverage of Social Protests" , *Journal of Broadcasting and Electronic Media* 39, 1. P. 4-19.

McNeill, D. (2013). Truth to Power: Japanese Media and 3/11. Reportage. *The Asian-Pacific Journal*, Vol.11.Issue 10.No. 3, p. 1-5.

Murphy, S.M. (2014). Grassroots Democrats and the Japanese State After Fukushima. *Japanese Political Science Review*.2,19-37.Osnos, Evan (2011). "Letter from Fukushima: The Fallout." The New Yorker. at: http://www.newyorker.com/reporting/2011/10/17/111017fa_fact_osnos?currentPage=all (accessed April 23, 2016).

Harvard Law School, Cambridge. at: http://www.law.harvard.edu/programs/olin_center/ Accessed on 12th May 17, 2016).

Resse, D.S. and Lewis, S.C. (2009). Framing the War on Terror. The Internalization of Policy in the U.S. Press. Journalism. Vol.10.(6). P. 777-797.

Reporters Without Borders on Discrimination Against Freelance Journalists in Japan here (/events/view/150).

Pan, Z., & Kosicki, G. (1993). Framing analysis: An approach to news discourse. *Political Communication*, 10, p. 55-75.

Samuels, Richard J. (2013)."Japan's Rhetoric of Crisis: Prospects for Change after 3.11." *The Journal of Japanese Studies* 39: p. 97-120.

Scheufele, D.A. (1999). Framing as a Theory of Media Effects. *Journal of Communication*. Winter, p. 103-122.

Slater, D., H. , (2011). “Fukushima Women Against Nuclear Power: Finding a Voice From Tohoku.” *The Asia-Pacific Journal*. at: <http://www.japanfocus.org/events/view/117> (accessed April 6, 2016).

Shah, D. V., Domke, D., & Wackman, D. B. (1996). “To thine own self be true”: Values, framing, and voter decision-making strategies. *Communication Research*, 23(5), p. 509–560.

Shoemaker, J.P. and Resse, D.S. (1996). *Mediating the Message: Theories of Influence on Mass Media Content*. New York: Longman, 1996.

Sigal, L.V. (1973). *Reporters and Officials*. Lexington, M.A.: D.C. Heath and Company.

Tankard, J., Hendrickson, L., Silberman, J., Bliss, K., & Ghanem, S. (1991). Media frames: Approaches to conceptualization and measurement. Paper presented to the Association for Education in Journalism and Mass Communication, Boston. *Conceptual Issues in Framing Theory: A Systematic Examination of a Decade's Literature*. at: https://www.researchgate.net/publication/229762507_Conceptual_Issues_in_Framing_Theory_A_Systematic_Examination_of_a_Decade%27s_Literature [accessed May 17, 2016].

Tkach-Kawasaki, L.M. (2012). March 11, 2011 Online: Comparing Japanese Newspaper Websites and International News Websites. In J. Kingston (Ed.), *Natural Disasters and Nuclear Crisis in Japan. Response and Recovery After Japan's 3/11*. Routledge .U.K.

Tuchman, G. (1978). *Making News; A Study in the Construction of Reality*. New York: Free Press.

Yoshino, Yoshitaka (2013). The Differences between Newspaper Articles on the Anti-Nuclear Power Movement. Asahi Shinbun and Yomiuri Shinbun (Datsugenpatsu, hangenpatsuko do ni kansuru shinbunkiji no so i: Asahi shinbun to yomiuri shinbun), in Chikushi Jogakuen University, 8, p. 89–100.

Wolfsfeld, G. (1997). *Media and political conflict: News from the Middle East*. New York: Cambridge University Press.



Ecovillage and Its Application in Thailand

Rachada Boonkaew, Prince of Songkla University, Hat Yai, Songkhla, Thailand
Saowalak Roongtawanreongsri, Prince of Songkla University, Thailand

The Asian Conference on the Social Sciences 2016
Official Conference Proceedings

Abstract

This paper aims to review the ecovillage concept and its application in Thailand. Ecovillage is a type of community founded by a group of people who are interested in changing themselves to live daily without negative effects on environment, integrate life with nature, decrease natural resource uses, perform routine activities that least affects the nature in the community. It aims at changing collaborative spirit and applying technology properly in the community. This study employed a review study of the concept of global ecovillages worldwide then scope down to detail study of all ecovillages in Thailand. The results showed that at present there are five ecovillage networks around the world. The operation of those networks influences on continuity of ecovillages until now. Besides the operational network, ecovillage also has conceptual framework that can appropriately be applied with different community contexts in five aspects: holistic, social, economic, cultural and ecological aspects. In Thailand, there were nine places registered on Ecovillage website, but only seven places that can be follow through the link given on the website. However, there are only two places that give details of the practice and application of Ecovillage and are studied in this study. In addition, one other ecovillages not registered on the website was also investigated. Detail study found out that when comparing with the definition and concept of ecovillage, there were still rooms for these communities to improve to the full ecovillage as true to the spirit of ecovillage worldwide.

Keywords: ecovillage, ecovillage network, ecovillage conceptual framework, Thailand

iafor

The International Academic Forum
www.iafor.org

Rationale of the Study

Ecovillage concept, founded before the year of 1956, was firstly known in 1960 while the world was facing with environmental problems (Findhorn, 2015). Since then several issues on environment and natural resources have been emphasized all over the world, which caused an appearance of environmental and developmental discourses. Concept and rationale of ecovillage were formulated by a group of people in a community who were interested in changing way of life by returning to traditional style that follows religious doctrine of not being self-centered but respecting the nature (Kanter, 1972). The concept has been expanded and extended to global networks through the operation that develop community systematically for self-independency based on sustainable development principles which consider environmental, social and economic systems. The ecovillage also emphasizes on spiritual system and purposeful intention (Kasper, 2008). Its development has continuously established sustainability of society, economy and environment. However, instead of trying to underline the ancient way of life that completely depends on nature, it gives importance to survival that least affects the environment and aims at building up changes and application of new technology effectively and appropriately within the community such as waste management and alternative energy technology (Andreas & Wagner, 2012). In addition, ecovillage concept also gives an importance to public participation for community development in all dimensions: environmental dimension generating way of life that decreases environmental effects, social dimension building up new society supporting self-reliance community development, economic dimension making jobs and incomes for people and establishing food production system in the community and spiritual dimension linking people in the community.

According to the preliminary study, ecovillage is an operational concept integrating all aspects for community development in order to sustainably decrease environmental effects in the near future. In Thailand some organizations have applied this concept to their operation in the organization, but not in the full form of ecovillages based on ecovillage conceptual framework. Therefore, this study emphasizes the investigation of history, development, conceptual framework, operation pattern of ecovillages around the world, and in Thailand in order to appropriately apply its conceptual framework in Thai context.

Objectives

1. To examine the development, conceptual framework and pattern of ecovillages globally.
2. To study Thai ecovillages and its operating methods for appropriate application in the Thai context.

Research Methodology

This study reviewed and analyzed related literatures and researches to understand ecovillage concepts, its development, operational framework, network, case studies of global ecovillages, ecovillages in Thailand. Then analysis of data will be used for its application in Thailand.

Results

1. Definitions and establishment of ecovillage

Gilman (1991) stated that to be an ecovillage consists of four factors as follows:

- (1) Population size and community members. Population in an ecovillage should be approximately 50-500 people, and the members must be people who are interested, have knowledge, be competent, know each other and be able to direct the community future.
- (2) Settlement pattern. The settlement must be in balance among residence area, food and recreational areas. Moreover, the ecovillage must not be separated from other communities and it must provide various services in the community.
- (3) Integration of the activities. The activities must be integrated and friendly with the environment such as livelihood that will not impose influence above nature, use of alternative energy, and recycling.
- (4) Health and quality of life. The ecovillage must support the development of health and quality of life by encouraging everyone in the community to be healthy, to develop in balance, to be able to integrate life physical and mental parts, in alignment with sustainable development.

2. Ecovillage development

According to the study of related researches, there are four development phases of ecovillage as follows (Findhorn, 2015; Global Ecovillage Network, 2014; Hidur & Ross Jackson, 2004):

- (1) In 1956, an environmental friendly hotel was established by Maclean family .
- (2) In 1960-1980, there were meetings in the purpose for establishing a network and Findhorn Foundation was founded
- (3) In 1981-2000, a house model and alternative energy was established. There were also the first and second international meetings with the United Nation (UN) and global networks was created around the world.
- (4) In 2001-present, a college was established and the knowledge exchange was facilitated and occurred within the five networks all over the world.

3. Framework of operation

According to the Global Ecovillage Network (2014) website, there are five main conceptual frameworks and 25 issues as follows:

- (1) Holistic framework involves education and pedagogy, participatory design, permaculture and transition resilience
- (2) Social framework means building community (building trust, embrace diversity, gender, collective intelligence), decision making (consensus, democracy, leadership, outreach and alliances), communication skills (facilitation, conflict resolution, nonviolent communication, process work, reconciliation, feedback) and expansion of proactive service and network (media, social media)
- (3) Economic framework includes fundraising (microcredit, , empowered fundraising or, funding applications), right livelihood (craft, business plan, eco-tourism), local economy (local currency, community bank), global economy (fair trade, Cradle to Cradle), law issues and gift economy
- (4) Cultural framework reconnecting with nature (deep ecology), art and celebration (visual art, music, performance, literature, ceremonies and rituals), worldview, health and healing (nutrition, natural remedies, natural healing, conventional medicine, physical exercise and sports), spirituality (religion, spiritual practice, socially engaged spirituality, Shamanism or group of people who have spiritual capability)
- (5) Ecological framework includes sustainable agriculture (food sovereignty, organic gardening, forest gardening, animal husbandry, bee keeping), green building (natural building, architecture, retrofitting), renewable energy (solar energy, wind energy, hydro energy, pedal power, biogas and biofuels), water and sanitation (compost toilet, , water purification, water storage), ecosystem (waste management, recycle, reforestation, urban regeneration) and appropriate technology

This five-framework concept for operation has details that covers all aspects of holistic and practical operation at community levels so that communities, which are interested to change or develop themselves to have less impact on the environment, can use it to apply in reality to suit their contexts.

4. Ecovillage and network

According to the study of ecovillages from Database of the Global Ecovillage websites, there are over 400 ecovillages in the world. However, only 119 ecovillages that can be searched for detailed information based on addresses appearing on the network website. The study of ecovillage networks found that there are five networks all around the world in several regions:

- (1) GEN Europe network,
- (2) GENOA in Asia,
- (3) GEN Africa
- (4) GEN NA in North America, and
- (5) CASA in South America.

These five networks on one hand are considered to be at the core movement of ecovillage concept as they act as a learning center for people in the community in the same continent as well as people across the continents based on their own specific context in each area.

5. Ecovillages in Thailand

Although there are some Thai ecovillages registered on the website of ecovillage network, it seems there are none of which are operated fully as an intentional community. Nine of the ecovillages were registered, but only two of them provide detailed information on the website. The remaining seven ecovillages cannot be searched for further information. Therefore only the two ecovillages will be analyzed here. All of these Thai ecovillages were established due to a single group of people who are concerned about the environment and would like to apply ecovillage concepts to what they already started as an eco-organization.

(1) Wongsanit-ashram. This is situated in Nakhon Nayok Province in the central part of Thailand. It is an invocation and peaceful place for Buddhism Dharma practice. There have been a lot of Thai and foreign people come to learn in this place. This ashram applies ecovillage concepts and designs ecovillage development curriculum supported by Gaia, a nonprofit organization, which supports self-development of community to be ecovillage. However, at present the operation is processed in the form of sole organization without collaboration with other communities (Wongsanit-ashram, 2015).

(2) Panya Project. This community is situated in Chiang Mai, the northern part of Thailand. It was established by foreign volunteers who were originally came as tourists and later volunteers to do public work in Thailand. They applied ecovillage concepts in the project areas. They focus on knowledge dissemination to interested communities. However, there has not been ecovillage operation that is processed at community level (Panyaproject, 2015).

Another area which does not register on the website, but applying the ecovillage concepts is Mab-Ueang Agricultural Center. However, this community attempts to apply several concepts apart from ecovillage concept to reduce environmental impacts from the living, thus cannot be classified as an ecovillage as in the core concept does.

It can be said that from the study of the three communities showed that there is ecovillages in Thailand are not fully in full accord with the definition and concepts of Gilman (1991) because:

(1) the size of the community and the number of members are not sufficient for community establishment. There are only people who are interested to learn and observe activities. However, people in the community have knowledge and interest in self-development, and be ready to disseminate their knowledge to other interested people. Some communities even provide training sessions for outsiders.

(2) the settlement pattern of these communities are within a narrower scope, namely, to grow from what is already an organization, not as a part of wider communities who want to come together and set up an ecovillage intentionally.

(3) there is support of life quality development, but it was found that there is only in a closed and small group operation, not at the community level.

Conclusion

The operation of ecovillages from the past until present is particularly interesting and can be practically adopted to be used in the communities that are interested in the idea. Such communities, however, must possess some factors such as being a practical community ready to work on the concept, have some networks, and being able to disseminate knowledge of community model in forms of a learning center of pedagogy. These factors are important aspects that support the ecovillage to be a prototype for other communities that are interested in changing itself, family and community so that their existence will least affect environment sustainably.

The study of three ecovillages in Thailand showed that they adopted the concepts of ecovillage to apply at the individual and a small group of people level by changing their way of thinking and focusing on practical living in the areas. Unfortunately, the detailed pattern of their operation cannot be studied, particularly whether they have followed all five frameworks of the concept. More importantly, there has not been found any communities that truly apply the whole full concept of ecovillages in Thailand. This may due to the fact that the concept originated in the West therefore the language or communication channel may be limited. Thus, there is still room for this application of the ecovillage concept to be fully adapted and operated in Thailand so that the core and true concept can be applied and the purpose of the real ecovillages can be reached.

References

Database of the Global Ecovillage. (2015). *Project database*. Retrieved May 13, 2015, from <http://db.ecovillage.org/en/projects>

Findhorn. (2015). *What is an Ecovillage?*. Retrieved January 10, 2015, from <https://www.findhorn.org/aboutus/ecovillage/>.

Gilman, R. (1991). Context Institute. *The Eco-village Challenge*. Retrieved January 1, 2015, from <http://www.context.org/iclib/ic29/gilman1/>

Global Ecovillage Network. (2014). *What is an ecovillage?*. Retrieved January 1, 2015. from <http://gen.ecovillage.org/en/article/what-ecovillage>.

Jackson, R.H. (2004). *Global ecovillage network History*. Retrieved from http://www.gaia.org/mediafiles/gaia/resources/HJackson_GEN-History.pdf on January 13, 2015.

Kanter, R. M. (1972). *Commitment and community: Communes and Utopias in sociological perspective*. Cambridge: Harvard University Press.

Kasper, S. V. D. (2008). Redefining community in the ecovillage. *Research in human ecology*. 15(1). Retrieved from <http://www.humanecologyreview>

Panyaproject. (2015). *Welcome to the Panya Project*. Retrieved January 22, 2015, from <http://www.panyaproject.org/>

Wagner, F. (2012). *Ecovillage research review in realizing Utopia: Ecovillage*. no 8, (pp. 81–94). Rachel Carson Center Perspectives.

Wongsanit-ashram. (2015). *Articles*. Retrieved January 22, 2015, from <http://wongsanit-ashram.org/tha/>



Ecosystem Services of Rubber Agroforestry System: A Review

NarunNattharom, , Prince of Songkla University, Thailand
SaowalakRoongtawanreongsri, Prince of Songkla University, Thailand
Sara Bumrungsri, Prince of Songkla University, Thailand

The Asian Conference on the Social Sciences 2016
Official Conference Proceedings

Abstract

Mono rubber plantation is generally known to be a source of high economic income. However, various impacts on ecology remain controversy. In order to balance between the economic and environmental aspects, rubber agroforestry system (RAS), a system that rubbers are planted together with different kinds of tress, is seen to be one of the environmentally friendly solution. The objective of the study was achieved through a literature review covering researches about RAS ecosystem services worldwide but most researches came from Indonesia and Thailand. The results shows that RAS provides ecosystem services covering four types: provisioning services (sources of natural rubber, sources of food and sources of wood), regulating services (carbon stock, soil erosion control and water balance), supporting services (biodiversity) and cultural services (education). These results are very useful for environmental sustainability that can also secure the economic benefit of RAS. More studies on appropriate model of RAS are still needed to be carried out to maximize both ecological and economic services for farmers and society.

Keywords: Agroforestry, Ecosystem services, Rubber, Rubber agroforestry systems

iafor

The International Academic Forum
www.iafor.org

Introduction

The development that focuses on economic growth and ignores social and environmental sustainability is reflected in land use changes, particularly from forest area to rubber plantations in Southeast Asia. It is the region which is considered to be the world's largest rubber plantation the area is still expanding continuously. (Food and Agriculture Organization of the United Nations: FAO, 2014).

The increase of rubber plantation area, which mostly is mono-cultural, has raised serious concerns about the reduction of ecosystem services (ES). Ecosystem services are benefits from the ecosystem that are very significant to human well-being, because ES provides both direct and indirect benefits, such as security, basic material for good life, health, good social relations and freedom of choice and action (The economics of Ecosystems and Biodiversity: TEEB, n.d.). Rubber Agroforestry System (RAS) is a type of rubber plantations where its structure is similar to the secondary forest (Wulan, Budidarsono and Joshi, 2006 and Beukema, Danielsen, Vincent, Hardiwinoto and Van Andel, 2007), which is believed to provide various ecological services for human. This study thus aims to examine the four major ES based on the concept of Millennium Ecosystem Assessment: MA (2005), which are provisioning service, regulating service, supporting service and cultural service as follows:

Methodology

This study was conducted through a literature survey on previous and current researches on RAS relating to ES. The information collected through the survey was then organized, categorized and analyzed to provide results as shown in the following section.

Results

The result of a literature review about RAS ecosystem services showed that RAS can provide ES covering provisioning service, regulating service, supporting service and cultural service as follows:

Provisioning services

Provisioning services are services of basic material production. Most provisioning services of RAS are mostly the productions from plants grown in the plantation, such as rubber tree products and companion plant products. The literature review showed that RAS provides ES which includes sources of natural rubber, food, and sources of wood as follows:

Sources of natural rubber

Rubber is one of the important basic materials for various processed products to facilitate convenience in human life such as tire, boot and gloves. RAS provides natural rubbers in both latex and natural rubber sheet for selling (Parham, 2000; Joshi *et al.*, 2002; Wulan *et al.*, 2006; Manivong and Cramb, 2007; Wibawa, Joshi, Van Noordwijk and Penot, 2008; Sarakawee, 2010; Kumar and Nair, 2011; Kheowvongsri, 2012 and Kittitontkul, 2014). Furthermore, the high density of plants in RAS increases

humidity resulting in high latex productions in drought period (Jongrungrot and Thungwa, 2013).

Sources of food

The presence of edible food in RAS also enhances food security for the farmers. Their food products surplus can be traded to generate more incomes (Kheowvongsri, 2012) or to share with neighbours in the community. The literature showed that there were three types of food plants: vegetables (Rubber Authority of Thailand, n.d; Puegwaroon and Pahana, 1989; Kheowvongsri, 2002; Wulan *et al.*, 2006 and Kittitongkul *et al.*, 2014), fruits (Kongsepan, Pooranatam and Choogamnurd, 1989; Pahana and Puegwaroon, 1989; Sangragsawong 1989; haohua, Maoyi and Sastry, 1991; Wibawa, 2007; Sarakawee, 2010 and Kittitongkul *et al.*, 2014) and medicinal herbs. (Kheowvongsri, 2002 and Jongrungrot and Thungwa, 2013) as shown in Table 1.

Table 1 Example of vegetables, fruits and medicinal herbs in RAS.

type of plant	common name	scientific name
Vegetables	Baegu	<i>Gnetum gnemon</i> (Linn.) var. <i>tenerum</i> Markgr.
	Rough Giant Bamboo	<i>Dendrocalamus asper</i> (Schultes f.) Backer ex Heyne.
	Climbing Fern,	<i>Stenochlaena palustris</i> (Burm. f.) Bedd.
	Vegetable fern	<i>Diplazium esculentum</i> (Retz.) Sw.
	Torch Ginger	<i>Etlingera elatior</i> (Jack) R.M. Smith.
Fruits	Wollongong	<i>Lansium domesticum</i> Corr
	Salakpondoh	<i>Salacca zalacca</i> (Gaertn.) Voss
	Mangosteen	<i>Garcinia mangostana</i> Linn.
	Janpuling	<i>Baccaurea kunstleri</i> King ex Gage.
	Tamarind	<i>Tamarindus indica</i> L.
	Jack fruit	<i>Artocarpus heterophyllus</i> Lam.
	Durian	<i>Durio zibethinus</i> Murray.
Medicinal herbs	Wild Pepper	<i>Piper sarmentosum</i> Roxb.
	False citronella	<i>Cymbopogo nardus</i> (L.) Rendle.
	Kaempfer	<i>Boesenbergia rotunda</i> (L.) Mansf.
	Laurel clock vine	<i>Thumbergia laurifolia</i> Lindl.

Sources of wood

Besides the value of wood rubber (Manivong and Cramb, 2007), other companion woody trees in RAS can also provide this wood value. (haohua *et al.*, 1991; Wibawa, Hendratno and Van Noordwijk, 2005; Wulan *et al.*, 2006; Wibawa *et al.*, 2008 and Kumar and Nair, 2011). The review of literatures found these types of plants in RAS: basketry (Booranatam *et al.*, 1998 and Rattanawirakool, 1998), and furniture and building (Jantooma, Jantooma, Pajchimsawas and Pechying, 2011 and Kittitongkul *et al.*, 2014) as detailed in Table 2.

Table 2 Example of plants used for basketry plant, furniture and building in RAS

type of plant	common name	scientific name
Basketry	WaiNyair	<i>Calamus latifolius</i> Roxb.
	WaiTakatong	<i>Calamus caesius</i> Blume.
Furniture and building	Teak	<i>Tectona grandis</i> L.F.
	White Meranti	<i>Shorea roxburghii</i> G.Don
	Yang	<i>Dipterocarpus alatus</i> Roxb.
	Brown Salwood	<i>Acacia mangium</i> Willd.
	Iron Wood, Thingan	<i>Hopea odorata</i> Roxb.
	Black Wood, Rose Wood	<i>Dalbergia cochinchinensis</i> Pierre.

Regulating services

Regulating service is the service that regulates ecosystem processes. Many researches revealed that RAS offers this service, which includes carbon sequestration, soil erosion control and water balance:

Carbon sequestration

Due to the impact of climate change during the past few years, carbon sequestration has become a main issue in dealing with climatic changes because it involves removal and storage of carbon from the atmosphere. This owes to the fact that RAS is an area containing the variety of plant sizes and numbers, which has high potential for absorbing carbon from atmosphere and storing it in different parts of the plants (Joshi *et al.*, 2002; Wulan *et al.*, 2006; Wibawa, Joshi, Van Noordwijk and Penot. 2007; Hang, Fu, Feng and Lou, 2007; Bumrungsri *et al.*, 2011; Kumar and Nair, 2011 and Kittitongkul *et al.*, 2014).

Soil conservation

Loss of soil nutrients is a serious problem affecting agricultural products. The complexity of RAS canopy helps reduce run-off (Witthawatchutikul, 1993). The complexity of RAS root system also helps adhere soil surface (Wibawa *et al.*, 2007 and Kittitongkul *et al.*, 2014). Both abilities can be used to reduce nutrient loss. In addition, high litter falls in RAS help increase nutrients in soil (Wibawa *et al.*, 2007 and Bumrungsri *et al.*, 2011) leading to lower amount of fertilizer used.

Water balance

The problem of water balance including water shortage or flood has become a critical impact on human life. High plant density of RAS results in reduction of evaporation rate (Phuphak, 2006 and Jongrungrot and Thungwa, 2013) and the complex roots system in RAS provides an appropriate combination of soil that increases the infiltration rate (Phuphak, 2006 and Witthawatchutikul, 1993).

Supporting services

Supporting services are necessary for the production of other ES. Several researches suggested the benefit of RAS as a source of biodiversity, as shown in the following:

Biodiversity

Currently, the decrease of forest area and the increase of mono-cultural agricultural areas have resulted in reduction of biodiversity (plants and animals). RAS is an agricultural system that increases biodiversity (Joshi *et al.*, 2002; Wulan *et al.*, 2006 and Kumar and Nair, 2011) owing the combination of planting variety of trees mixed with rubber (Agduma *et al.*, 2011 and Kheowvongsri, 2012). This system increase habitat complexity for different animals. From literature reviews, three types of animal are found: small mammal (Sribandit, Agduma and Jantrarotai, 2010), birds and bats (Bumrungsri *et al.*, 2011), and amphibian and reptile (Hangam, Duengkae and Wacharinrat, 2006) as detailed in Table 3.

Table 3 Example of small mammals, birds, bats, amphibians, and reptiles in RAS

type of animal	common name	scientific name
Small mammals	Savile's Bandicoot Rat	<i>Bandicota savilei</i>
	Rajah Spiny Rat	<i>Maxomys rajah</i>
	Finlayson's Squirrel	<i>Callosciurus finlaysonii</i>
	Gray-bellied Squirrel	<i>Callosciurus caniceps</i>
Birds	Stripe-throated Bulbul	<i>Pycnonotus finlaysoni</i>
	Puff-throated Babbler	<i>Pellorneum ruficeps</i>
	Olive-backed Sunbird	<i>Nectarinia jugularis</i>
Bats	Blyth's Horseshoe Bat	<i>Rhinolophus lepidus</i>
	Lesser Bicoloured Leaf-nosed Bat	<i>Hipposideros atrox</i>
	Lesser Dog-faced Fruit Bat,	<i>Cynopterus brachyotis</i>
Amphibian	Banded Bullfrog	<i>Kaloula pulchra</i>
	Marten's Puddle Frog	<i>Occidozyga martensii</i>
	Inornate Froglet	<i>Micryletta inornata</i>
Reptile	Striped striped skink	<i>Lipinia vittigera</i>
	Bengal monitor	<i>Varanus bengalensis</i>
	Stream terrapin	<i>Cyclemys dentate</i>

Cultural service

Cultural services are the services that provide abstract benefits which affect spiritual enrichment, cognitive development, reflection, recreation, and aesthetic experiences. However, most reviewed studies reported only RAS cultural services in term of education only. For the past few years, RAS had not only become to research area for researchers but also for agroforestry farmers who are interested in RAS too (Jongrungrot and Thungwa, 2013 and Kittitongkul *et al.*, 2014).

Discussion

This objective of this study was to examine RAS ecosystem service through a literature review about RAS research. The results show that RAS provides ecosystem services covering four main ecosystem services type based on the concept of MA (2005): provisioning services (sources of natural rubber, sources of food and sources

of wood), regulating services (carbon stock, soil erosion control and water balance), supporting services (biodiversity) and cultural services (education). These various of ES providing in RAS are generated from numerous interactions occurring of plants and animals in complex systems (Harrison *et al.*, 2014).

The result of this study accordance with the result of Jose (2009) which explains that general agroforestry can provide ES that covering four main ecosystem service types. The comparison between ES of RAS and general agroforestry shows that RAS is distinguish by the fact that it provides ES in term of natural rubber and biodiversity is which is likely to make RAS able to provide other ES not yet covered in this study.

Conclusions

This study is a literature review of RAS ecosystem services. The results showed that RAS provides major ES based on the concept of MA (2005), which are provisioning services, regulating services, supporting services, and cultural services. However, many ecosystem services are not yet reported due to the limitation of some information that are still needed to be studied, such as oxygen production, temperature control, flood control, etc. Therefore, there are still gaps of researches needed to be done in the future in this area.

The logo for the International Association of Agricultural Forestry Researchers (iafor) is centered on the page. It features the word "iafor" in a light blue, lowercase, sans-serif font. The text is surrounded by two large, thin, curved lines that form a partial circle, one in a light blue color and the other in a light red color.

Reference

- Agduma, A.R., Achondo, M.J.M.M., Bretana, B.L.P., Bello, V.P., Remollo, L.L., Mancao, L.S., ...Salvana, F.R.P. (2011). Diversity of Vascular Plant Species in an Agroforest: The Case of a Rubber (*Hevea brasiliensis*) Plantation in Makilala, North Cotabato. *Philippine Journal of Crop Science*, 36(3), 57-64.
- Beukema, H., Danielsen, F., Vincent, G., Hardiwinoto, S., & Van Andel, J. (2007). Plant and bird diversity in rubber agroforestry in the lowlands of Sumatra, Indonesia. *Agroforestry systems*, 70(3), 217-242.
- Booranatam, W., Kongseepun, S. & Choogamnurd, S. (1989). *Growth and Production of Some Rattan Varieties in Rubber Plantation* (Research report). Bangkok: Rubber Research Institute of Thailand, Department of Agriculture.
- Bumrungsri, S., Sawangchote, P., Tapedontree, J., Nattharom, N., Bauloi, K. Kemtong, P., ...Billasoy, S. (2011). *Litter fall and Decomposition rate, Density of Earthworm, Carbon storage, Diversity of Birds and Bats in Rubber Agroforestry and Monoculture Rubber Plantation at Thamod District, Phatthalung Province* (Research report). Songkhla: Department of Biology, Faculty of Science, Prince of Songkla University.
- Food and Agriculture Organization of the United Nations. (2014). *Agricultural area*. Retrieved November 29, 2015, from <http://faostat.fao.org/site/377/DesktopDefault.aspx?PageID=377> ancor.
- Harrison, P. A., Berry, P. M., Simpson, G., Haslett, J. R., Blicharska, M., Bucur, M., . . . Turkelboom, F. (2014). Linkages between biodiversity attributes and ecosystem services: A systematic review. *Ecosystem Services*, 9, 191-203.
- Hangam, P., Duengkae, P. & Wacharinrat. (2006). A herpetological survey of Trat Agroforest Research Station, Trat province. *Journal of Wildlife in Thailand*, 13 (1), 190-200.
- Jantooma, P., Jantooma, A., Pajchimsawas, S., Pechying, P., & Somnak, S. (2011). *The Planting of Multipurpose Trees in Rubber Plantation* (Research report). Rubber Research Institute of Thailand, Department of Agriculture.
- Jongrungrot, V. & Thungwa, S. 2013. The Functional Structures of a Rubber-based Agroforestry System. *Thai Journal of Forestry*, 32 (2), 123-133.
- Joes, S. (2009). Agroforestry for Ecosystem Services and Environmental Benefits: an Overview. *Agroforest Syst*, 76, 1–10.
- Joshi, L., Wibawa, G., Vincent, G., Boutin, D., Akiefnawati, R., Manurung, G., ... William, S. (2002). *Jungle Rubber: a traditional agroforestry system under pressure*. Retrieved March 5, 2016 from http://r4d.dfid.gov.uk/PDF/Outputs/Forestry/R7264_-_Jungle_Rubber.pdf.

Kheowvongsri, P. (2012). *New Type of Rubber Plantations Increase Revenue and Restore Wetlands*. Retrieved March 10, 2016, from <http://www.natres.psu.ac.th/researchcenter/agrarian/doc/%E0%B3.pdf>.

Kittitongkul, Y., Bumrungsri, S., Kheowvongsri, P., Tongkum, P., Wairut, R., Nattharom, N. & Autmamoon, W. (2014). *A Comparative Study of Integrated Dimensions of Sustainability between Agroforestry and Monoculture Rubber plantation* (Research report). Songkhla: Prince of Songkla University.

Kongsepan, S. Pooranatam, W. & Choogamnurd, S. (1989). *The Planting of Fruit Trees Forest Trees and Rubber Trees* (Research report). Bangkok: Rubber Research Institute of Thailand, Department of Agriculture.

Kumar, B.M. & Nair, P.K.R. (2011). *Case Study 3–Tapajos-Arapinus Extractive Reserve, Brazilian Amazon*. Retrieved April 9, 2016, from https://books.google.co.th/books?id=oDzvVdD_dHwC&printsec=frontcover&hl=th v=onepage&q&f=false.

Manivong, V. & Cramb, R.A. (2007, February 13-16). Economics of Smallholder Rubber Production in Northern Laos. In M. John (Ed.), *51st Annual Conference Australian Agricultural & Resource Economics Society*. Organized by Australian Agricultural and Resource Economics Society, Inc.

Millennium Ecosystem Assessment. (2005). *Ecosystems and Human Well-being: Synthesis*. Washington, DC: Island Press
Parham, W.E. (2000). *The rubber/tea agroforestry system of South China: a short review*. Retrieved April 11, 2016, from <https://walterparham.files.wordpress.com/2009/08/the-rubber-tea-agroforestry-system3.pdf>.

Pahana, P. and Puegwaroon, S. (1989). *The Planting of Garcinia mangostana Linn. in Rubber Plantation* (Research report). Bangkok: Rubber Research Institute of Thailand, Department of Agriculture.

Puegwaroon, S and Pahana, P. (1989). *The Planting of Gnetum gnemon (Linn.) var. tenerum Markgr. in Rubber Plantation* (Research report). Bangkok: Rubber Research Institute of Thailand, Department of Agriculture.

Rattanawirakool, A. (1998). *The Study of Rattan Growing in Agroforestry*. Retrieved March 13, 2016, from http://www.dnp.go.th/Pattani_botany/%E0%B8%95%E0%B8%82%E0%B8%AD%E0%B8%87%E0%B8%AB%E0%B8%A7%E0%B8%B2%E0%B8%A2/rattan41.pdf.

Rubber Authority of Thailand. (n.d.). *The Rubber Agroforestry and Alternative in Rubber Plantation*. Retrieved March 12, 2016, from http://www.rubber.co.th/ewtadmin/ewt/nakhonratchasima/ewt_dl_link.php?nid=57.

Sangragsawoong, C. (1989). *The Planting of Salakin Rubber Plantation* (Research report). Bangkok: Rubber Research Institute of Thailand, Department of Agriculture.

Sribandit, P., Duengkae, P. & Jantrarotai, P. (2010). Species Diversity of Small Mammals in Trat Agroforestry Research and Training Station, Trat Province and Jedkodpongkonsao Natural Study and Ecotourism Center, Saraburi. *Journal of Wildlife in Thailand*, 17(1), 44-54.

The Economics of Ecosystems and Biodiversity. (n.d.). *Ecosystem services*. Retrieved March 16, 2016, from <http://www.teebweb.org/resources/ecosystem-services/>.

Wibawa, G., Hendratno, S. & Van Noordwijk, M. (2005). Permanent Smallholder Rubber Agroforestry Systems in Sumatra, Indonesia. In C. Plam, S.A. Vosti, P.A. Sanchez & P.A. Erickson (Eds). *Slash-and-Burn Agriculture: The Search for Alternatives* (pp. 222-232). New York, USA: Columbia University Press.

Wibawa, G., Joshi, L., Van Noordwijk, M. & Penot, E.A. (2008, November 4-6). Rubber based Agroforestry Systems: Options for Smallholders. In L. Joshi (Chair), *International Symposium Land Use after Tsunami: Supporting Education, Research and Development in the Aceh Region*. Organized by Academic Activity Center.

Wibawa, G., Joshi, L., Van Noordwijk, M. & Penot, E.A. (2007). *Rubber based Agroforestry Systems (RAS) as Alternatives for Rubber Monoculture System*. Retrieved March 19, 2016, from <https://halshs.archives-ouvertes.fr/halshs-00137596/document>.

Wulan, Y.C., Budidarsono, S. & Joshi, L. (2006). Economic Analysis of Improved Smallholder Rubber Agroforestry Systems in West Kalimantan, Indonesia - Implications For Rubber Development. In B. Bouahom (Chair), *Sustainable Sloping Lands and Watershed Management Conference*. Organized by NAFRI Information Service Unit.

Witthawatchutikul, P. (1993). Agroforestry system in para-rubber plantation. *Thai Journal of Forestry*, 12, 159-167.

Yao, H., Maoyi, F. & Sastry, C.B. (1991). *Agroforestry in China - An Overview*. Retrieved March 8, 2016, from <https://idl-bnc.idrc.ca/dspace/bitstream/10625/11391/1/90916.pdf>.

Yan, M., Fu, J., Feng, W. & Zhou, J. (2007). Soil organic carbon in pure rubber and tea-rubber plantations in South-western China. *Tropical Ecology*, 48(2), 201-207.



Teaching and Learning: The Approaches of a Modern Environmental Regulator

Grant Pink, University of New England, Armidale Australia
Jane Hudson, JBass Learning, Australia.

The Asian Conference on the Social Sciences 2016
Official Conference Proceedings

Abstract

The Environment Protection Authority Victoria (EPA Victoria), located in Melbourne Australia and established in 1971, is the world's third oldest environment protection agency. Like any organisation operating for more than four decades, EPA Victoria has had to change and consider contemporary approaches to its teaching and learning practices for staff engaged in regulatory or enforcement positions. This paper considers the period from 2011-2015 which included an Ombudsmen Review in 2011 which was preceded by a Compliance and Enforcement Review. Both reviews led to a range of activities, initiatives and practices being taken by EPA Victoria in its journey to becoming a modern environmental regulator. Particular attention is directed to the pedagogical efficacy of EPA Victoria's Authorised Officer Induction Program (AOIP), which teaches trainee environment protection officers (EPOs). The AOIP is a structured learning program that blends formal and informal learning, theoretical and practical learning, self-directed and peer learning, and individual and social learning. The AOIP created an experiential learning environment that not only fostered the construction of the required knowledge and skills but also sought to engender the desired behaviours EPOs need to succeed in their frontline field force roles. This paper also considers EPA Victoria's recruitment and continuing professional development practices as important elements in the organisation's teaching and learning continuum. The aim was to identify opportunities for other environmental protection agencies, environmental regulators, and regulators more broadly, to learn from the Environment Protection Authority Victoria's experience to improve the capability of their regulatory or enforcement staff.

Keywords: Environment, pollution, regulation, law enforcement, teaching, learning, training, recruitment, induction

iafor

The International Academic Forum
www.iafor.org

Introduction

Effective regulation is an essential part of well-functioning economies (OECD, 2010). The role of a regulator therefore is to administer regulation so that the underlying social, economic or environmental policy objectives are achieved ‘in accordance with the powers and authority given to them through legislation and government direction’ (ANAO 2014, p.3).

A modern regulator needs to be transparent, accountable, responsive and decisive in order to effectively deliver on community expectations. Environmental regulation is multi-level, multi-jurisdictional, multinational and multi-faceted and is known to be a complex and difficult process (McMahon 2006; Emison and Morris 2012; Pink and White 2016). Environmental regulation contains nearly all, if not all, of the challenges associated with traditional and emerging fields of law and crime types.

The important role that regulatory professionals play in the effective implementation and enforcement of environmental regulation has been well established (OECD 2014a, 2014b; Pink 2016a). Equally areas relating to recruitment, training and continuing professional development of staff in regulatory agencies generally (Queensland Ombudsman 2007; OECD 2014b; IPAA, 2015; NZPC 2015;) and environmental regulatory agencies specifically have been subject to practitioner (Pink 2008; INECE 2009; OECD 2009; Jardine 2011; Krpan 2011) and academic viewpoints (Farmer 2007; Van Der Schraaf 2008).

Foundational research

This paper extends upon a foundational piece of research conducted by Pink (2016a) which considered the roles of regulatory and enforcement professionals engaged in responding to transnational environmental crime, specifically focusing on three core agencies: police agencies, customs and border agencies, and environmental regulatory agencies. Pink and Marshall (2015) suggest there are three types of environmental agency with regulatory roles as reflected in *Table 1*.

Table 1: Types of environmental agencies

Environmental protection agencies	<p>Typically statutory bodies enacted by legislation for the purposes of administering environmental legislation.</p> <p>The activities of EPAs are closely aligned with the four main media traditionally associated with environmental regulation: air, water, pollution, and waste.</p> <p>EPAs are typically located within a broader government portfolio thereby allowing for the structural separation of policy, programmatic and regulatory activities</p>
Environmental commodity agencies	Tend to be aligned with the specific matters or subjects (and usually associated with commodities, sectors, and industries) that they have been established to regulate ¹
Hybrid environmental agencies	Are government bodies that to varying degrees combine policy, programmatic and regulatory activities and responsibilities

Pink's (2016a) research sought to identify differences and inconsistencies in order to identify potential improvements by critically comparing the three organisational contexts of the three core agencies and the influence of these differing, yet related, regulatory and enforcement professions. What became apparent was that, of the three agencies, the environmental regulatory agencies had, by far, the most ground to make up in their approach to recruitment, training and continuing professional development of staff engaged in environmental regulatory and enforcement roles.

Research purpose

The purpose of this research was to examine the journey of the Environment Protection Authority Victoria, Australia (EPA Victoria), in becoming a modern regulator. In this paper we consider how EPA Victoria has approached three key elements impacting upon a regulators effectiveness: recruitment, training and continuing professional development of regulatory and enforcement staff. The research aim was to identify information, options, and strategies that may assist environmental regulation agencies, and regulators more broadly, to improve their capability and capacity.

¹ Examples of environmental commodity agencies at the federal level of government include The Australian Fisheries Management Authority (AFMA), the Australian Pesticides and Veterinary Medicines Authority (APVMA), and the National Offshore Petroleum Safety and Environmental Management Authority.

Establishing and maintaining a frontline operational workforce (hereafter field force) presents considerable challenges to environmental regulatory agencies (ERAs). To be effective, ERAs must have the capability and capacity to deliver consistent and credible regulatory activities supported by sound, evidence-based decisions. This needs to be done with the recognition that ‘most regulatory regimes provide for broad discretion in how they address the harm which they are established to prevent or manage’ (Krpan 2011, p. 99). Much of this capability resides in an ERAs field force which, generally speaking, is represented by environment protection officers (EPOs).² This paper considers EPA Victoria’s journey to becoming a modern regulator with a particular focus on their experiences in developing their field force capability.

Why choose EPA Victoria as the case study agency?

During 45 years of continuous operation the EPA Victoria has matured as a regulatory agency. It’s organizational longevity and experience provide a great deal of material across the three main areas under review.

Moreover, EPA Victoria has been the subject of internal and external scrutiny in the form of audits and reviews. These reviews have considered the regulatory actions of EPA Victoria:

- singularly - as was the case in the extensive internally commissioned and independent Compliance and Enforcement Review conducted ‘to comprehensively assess our operations as part of the reform of EPA’s regulatory approach and compliance and enforcement activities’ (Krpan 2011, p.i),
- jointly - as was the case in an examination of the regulators in the environmental portfolio (VAGO 2012), and
- collectively - when regulation is considered on a whole of government basis (Victorian Government 2010).

In the four-year period between 2011-2015, EPA Victoria:

- implemented a number of initiatives in response to the Compliance and Enforcement Review (Krpan 2011), many of which had staff capability (recruiting, training, and continuing professional development) as central or interrelated themes, and
- played a lead role in the Australasian Environmental Law Enforcement and Regulators neTwork (AELERT), in terms of its management and governance and in respect to projects and initiatives.

The timeframe considered in this article (2011-2015) was a time of transformation for EPA Victoria in order ‘to better achieve our objectives and deliver our mandate. Our aim is to be a modern, transparent and energetic regulator’ (EPA Victoria 2010, p.6). This transformation had a particular impact on its environment protection officers (EPOs) with the attendant need to develop their capability to deliver a sophisticated mix of risk-based regulatory approaches. This included the provision of authoritative advice on compliance, educating businesses about their statutory responsibilities,

² Depending on the jurisdiction and agency, EPOs can be known by other titles including: compliance officer, inspector, ranger etc.

taking enforcement action when required and meeting the community's expectations (Krpan 2011, p.vii). The question became what *skills, knowledge* and (most importantly) *behaviours* do EPOs need to succeed in this 'new' modern environmental regulator operating context.

The role of the EPO

The role of the EPO is to protect the environment from pollution by ensuring that industry complies with the *Environment Protection Act 1970*, which prevents the pollution of waterways, land and air, and provides protection from industrial noise pollution. EPOs conduct inspections of businesses and industrial premises to determine their compliance with this legislation. Where a breach of the legislation is identified, for example discharging wastewater into a storm water drain, the EPO needs to take regulatory action to remedy the problem.

EPOs have significant statutory powers including the power to enter premises without a search warrant, compel action or stop works on a site, and initiate and/or lay³ criminal charges. In some circumstances these powers meet or exceed the power/authority of a Police Officer which the general public are often unaware and surprised to learn. These statutory powers must be exercised wisely and in accordance with the principles of natural justice.

The EPO role is a complex one. It requires the ability to apply a diverse range of legislative, regulatory and environmental knowledge in unique ways to address the range of environmental problems encountered. As such, EPOs need a well-developed regulatory identity that supports them to appropriately exercise their judgment and discretion.

Table 2: Areas of activity and case studies considered in this paper

Activity	Example
Recruiting	Behavioural assessment
Training	Authorised Officer Induction Program
Continuing Professional Development	Expertise Framework

Recruiting

Effective recruitment is a critical first step in ERAs establishing and maintaining an effective field force. While it can be comparatively easy to determine whether a person has the necessary knowledge, skills and experience; it can be much harder to determine if they also have the necessary aptitude (behavioural attributes) to succeed

³ As a statutory authority, it is possible for departmental staff to be the Informant (Complainant) in a matter, however this is unusual for most regulatory agencies who need to go through an independent prosecuting authority like the Office of the Director of Public Prosecution (or similar).

in the role. It is for this reason that some ERAs include psychometric testing in an effort to identify the applicant's potential to perform well in the role. Behavioural assessments, such as those outlined in *Table 3* below, are another avenue for ERAs to improve their ability to recruit suitable applicants.

Historically, EPA Victoria, like many of its regulatory counterparts, has used a range of recruitment methods and techniques reflecting the agencies shifting interpretation of its regulatory role. This has included requiring applicants to respond to selection criteria, and/or attend interviews, and/or perform 'desk-top' or work examples. Krpan (2011, p.238) noted that 'EPA Victoria's differing interpretations of the role of its EPOs in its history and the subsequent impact on recruitment practices had contributed to business and community perception of an inconsistent regulatory approach' (p.238). This led to a need for EPA Victoria to redefine the role of the EPO as well as review its recruitment processes to achieve a good 'fit' between the applicant and the newly defined role.

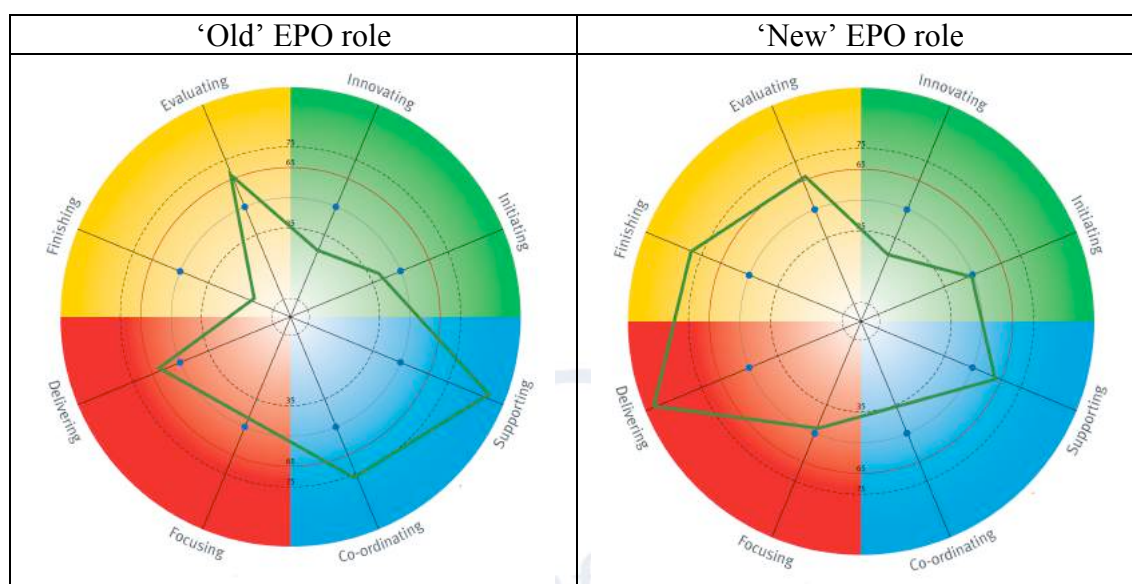
A small group of managers and EPOs (approximately 10 people) were interested in understanding what, if any, behavioural changes were needed between the 'old EPO role' and the 'new EPO role'. This question was pertinent not just for the recruitment stage, but also for training and continuing professional development. With a focus on EPO's observable behaviours the group decided to use a behavioural assessment tool to assist in answering their questions. Examples of some of the better known behavioural assessment tools, and their primary uses and intended benefits, are provided in *Table 3*.

Table 3: Behavioural Assessments: Types and Uses.

Test	Main Use & Benefit
Belbin Team Roles (Belbin n.d.)	Identifies people's behavioural strengths and weaknesses in the workplace. Assists in team development, improving working relationships, and self-awareness
PRISM Brain Mapping (PRISM n.d.(a))	Identifies people's behavioural preferences (individually and collectively) that directly relate to personal relationships and work performance. Can provide a behavioural benchmark for a job role against which individual incumbents can be evaluated. Assists in recruitment, personal and team development, self-awareness work performance and career development
DISC (DISC n.d.)	Identifies people's behavioural strengths and challenges. Helps people learn to work more effectively with others

In this instance, PRISM Brain Mapping (PRISM) was used due its capacity to provide individual assessments along with role benchmarks against which recruits could be compared and towards which staff could be molded in their operational roles. The PRISM profiles⁴ in *Diagram 1* have been constructed to provide an illustrative example of the difference in behaviours that were identified by this small working group.

Diagram 1: PRISM profiles: ‘Old’ EPO role vs. ‘new’ EPO role



In *Diagram 1*, the ‘new’ EPO profile shows that to be successful in the role EPOs need to:

- enjoy working independently within a structured environment
- take responsibilities seriously
- be competent, industrious and reliable
- be good at initiating contact with strangers
- make evidence-based decisions
- develop effective regulatory solutions
- work well under pressure
- work in hostile environments
- communicate complex information clearly and articulately
- share information and resources

TRAINING

Authorised Officer Induction Program

The Krpan Review was resolute on the importance of training, stating that ‘[i]n order to ensure a consistency of approaches to compliance monitoring and the role of authorised officer generally, a standard training program is required’ (2011, p.238). In this part, where reference is made to being ‘authorised’ it is taken to mean a person

⁴ See Appendix 1 for more information about the quadrants that comprise the PRISM profile.

appointed, under the enabling legislation, as an ‘environment protection officer’ (EPO) (Environment Protection Act 1970).

Historically, EPA Victoria’s process for appointing an EPO was done through on-the-job coaching and experience combined with attendance at four separate 3-day workshops (usually over a 6 to 18-month period). The decision to recommend appointment of the EPO as an authorised officer was made by the manager when they considered that the individual officer was ‘ready’. In many ways this was a locally based decision, anecdotally reported as being done on ‘gut feel’ or heuristically. Furthermore, this process could take up to two years (Kpran 2011, p.xi). Over time this approach has contributed to some significant challenges for EPA Victoria’s regulatory role, most notably the challenge of inconsistent regulatory decision making. In fact, it could be argued that this was a key contributing factor and catalyst for the Krpan Review (2011). Like many regulators, the systems, procedures and processes used by EPA Victoria were developed iteratively by the staff themselves. At times this occurred with limited (or in worst cases without) specialist knowledge, skill or training, and often in the absence of organisational mandate, support or oversight.

Traditional approaches to training staff can include formal and certified training, on-the-job training, various forms of work place experience and mentoring. Formal training for most ERAs is often understood to mean vocational training leading to a nationally accredited qualification, for example the Australian Certificate IV in Government Investigation (Regulatory Compliance). Whether the AOIP culminates in a formal qualification or not, it is the competency based focus that is of most benefit for ERAs.

The Authorised Officer Induction Program

In 2014 EPA Victoria introduced a new Authorised Officer Induction Program (the AOIP), a structured program that prepares trainee EPOs for their role. The AOIP’s purpose is ‘to provide enough information, practice and on-the job experience so trainees are ‘field ready’ at the conclusion of the program and can demonstrate their competence to be appointed ...under the EP Act’ (EPA Victoria 2015a, p.5).

The AOIP is a 6-month blended learning program which must be successfully completed in order to be appointed as an EPA Victoria EPO. It incorporates face-to-face training, coaching, self-directed learning, online learning, on-the-job learning and field placements. As a competency-based program the AOIP is concerned with applied skills and knowledge and therefore requires each trainee EPO to demonstrate that they have the *skills, knowledge and behaviours* to the required standard. This approach is distinct from what can pejoratively be referred to as ‘learn and forget’ where the focus is on ‘learning (information and processes) by rote in order to pass an exam before moving on to the next topic or area of practice (Pink 2016a). The AOIP also sought to support EPA Victoria’s emerging culture as a modern regulator by developing the EPOs ‘regulatory thinking’ to exercise their judgment and discretion and utilise the full range of statutory tools available to them. Du Rées explains this as ‘regulatory acumen’ (2009, p.641); Sparrow refers to this as ‘regulatory craft’ (2000; 2008).

To complement the development and consolidation of the EPOs 'regulatory thinking', the AOIP operates in two phases:

- Phase one: the trainee EPO works in their team for three months where they start to learn their role, become part of the team, attend corporate orientation programs, complete their probation and complete a series of prescribed learning tasks that prepares them for the second phase. These tasks include field visits with their mentor, a rotation into another team, first aid training, field safety e-learning and a day in Court observing a criminal matter.
- Phase two: 10-week formal learning component where the EPO spends two (2) days a week in formal classes; one (1) day a week in the office attending team meetings and doing self-directed learning. The remaining 2 days being dedicated to the trainee EPO developing their practice on-the-job with his/her mentor thereby encouraging instant and ongoing application of their learning.

AOIP Learning Environments

The design of the AOIP has a strong cognitive constructive and socio/cultural foundation thereby recognising the subjectivity of the learners' experience along with the objective information that must be known. It is through the trainee EPOs 'lived experience' that they develop the range of skills, knowledge and behaviours required to build their new regulatory identity.

Cognitive constructivism

Cognitive constructivism, with its recognition of an external, objective reality to the learners' internal subjective reality, is an important element in the AOIP. While the subjective nature of the EPOs learning experience is acknowledged, and designed for; there is also a recognition of the external, objective constructs, that is the legal and regulatory disciplines, within which the EPO works. It is through the EPOs adaptive response to the objective external environment that their professional identity is located. This reinforces the pedagogical need for the AOIP to 'construct complete [learning] environments within which the students can learn' (Winn 2004, p.81) and develop their knowledge.

In cognitive constructionist terms, knowledge is viewed as the 'conceptual structures that epistemic agents, given the range of present experience within their tradition of thought and language, consider viable' (Von Glaserfeld 1989, p.3). Its construction is seen as a dynamic process situated in the interactions between the learners internal and external environments;

- the internal environment including the learners' cognitive abilities, values and beliefs, emotions, perceptual filters, personality, confidence and current state of knowledge.
- the external environment including the social and cultural structures and the traditions of thought and language where the learner resides. This external environment defines how knowledge is to be known, what knowledge is worth knowing and what is not.

The AOIP learning environment is designed to facilitate the trainee EPOs development of the necessary conceptual structures to be an effective field regulator; and to do this within the construct of the EPA Victoria and the overarching criminal jurisdiction. It is also designed to facilitate the movement of learning from short term memory to long term memory using repetition and variation to develop the desired habits of thinking. This can be seen in the blend of structured class-based learning and on-the-job learning thereby exposing the trainee EPO to a diverse range of environmental problems that require effective regulatory solutions. The AOIP ‘provides multiple opportunities for inductees to put into practice what they learn in the training’ (EPA Victoria 2015a, p.12). Marton (2006) suggests: ‘If there is something you want to remember, want to be able to recall, rehearse it again and again and then you will be able to recollect, to say it, to say it again’ (p.382).

Socio-cultural learning

Situating the trainee EPO in their communities of practice provided the opportunity to engage ‘in a dual process of meaning making’ (Wenger 2012, p.1). By participating in the communities activities and conversations trainees learned how to use the ‘full range of physical and conceptual artefacts—words, tools, concepts, methods, stories, documents, links to resources, and other forms of reification—that reflect our shared experience and around which we organize our participation’ (Wenger 2012, p.1).

This approach meant that the trainee EPO immediately commenced their legitimate peripheral participation in these communities, potentially reducing the potential disconnect between formal classroom education and ‘the real world’ on the job. Trainee EPOs were located in several different communities of practice: their substantive team, their fellow learners and the broader organisational community of practice. This immersed them in the environmental, social and cultural constructs (the organisation, the team and their professional peers) that shape their identity and agency. It placed the trainee EPOs ‘learning in the context of our lived experiences of participation in the world’ (Wenger 1998, p.3). Wenger suggests that ‘a community of practice can be viewed as a social learning system [with] emergent structures, complex relationships, self-organization, dynamic boundaries, ongoing negotiation of identity and cultural meaning’ (2012, p.1). Through engagement with, and participation in, several communities of practice, the EPOs make sense of their role and their work. Social learning can also support EPA Victoria’s ‘interconnected communities of practice through which an organization knows what it knows and thus becomes effective and valuable as an organisation’ (Wenger 1998, p.8).

The potential for transformation

A key challenge to becoming an EPO involves the need to develop a regulatory way of thinking, that is the schemas and mental models of a frontline regulatory official. This challenge provides the potential for transformative learning. On this, Pugh (2002) suggests that ‘individuals undergo transformative experiences when they actively use a concept, find that it allows to see aspects of the world in a new way, and personally value this way of seeing’ (p.1104 as cited in Taylor 2007, p.180).

Transformative learning involves a change of perspective, a paradigm shift where the EPO critically examines their prior interpretations and assumptions to form new

meaning and thereby alters their world view. Mezirow (1996) tells us that transformative learning is ‘the process of using a prior interpretation to construe a new or revised interpretation of the meaning of one’s experience in order to guide future action’ (p.162 as cited in Taylor 2007, p.173). Brookfield (2000) reminds us that learning can only be considered transformative if it involves a fundamental questioning or reordering of how one thinks or acts. While the opportunity to transform is provided to the trainee EPO, it is: ‘never a guaranteed outcome ...all we as educators can do is to be mindful of transformative learning and its very nature, while facilitating and providing the kind of environment that can lead to, or facilitate the possibility, of transformative learning’ (Mezirow & Associates 2000).

At the time of writing, the AOIP has been in place for two years and is embedded into EPA Victoria’s organisational processes for appointing authorised officers. It is viewed as part of the robust process that EPA Victoria applies to recruiting, training and appointing EPOs (EPA Victoria 2014, p.3). Its impact and influence is reflected in the following comments:

“EPA was incredibly proud of its Authorised Officers and the hard work they performed. This significant investment in our people strengthens our ability to protect the environment for current and future generations,” Cheryl Batagol, Chairman of EPA (EPA Victoria 2015b)

“... we now have more than 80 well trained authorised officers...they are competent, confident, and well equipped to exercise the powers we have conferred on them. ” John Merritt, CEO of EPA (AELERT 2015).

“The training has provided me with a strong foundation for us to work with the community and businesses on important issues,” Mr. Nicholls, Trainee EPO (EPA Victoria 2015b)

“Since joining EPA, I have been very impressed with talents and dedication of everyone here, as well as the investment the EPA makes through the Authorised Officer training to ensure its people are equipped with the right skills and understanding to do an effective job on behalf of the Victorian community,” Mr. Poole, Trainee EPO (EPA Victoria 2015c).

CONTINUING PROFESSIONAL DEVELOPMENT

Continuing professional development (CPD) is the other key element used by ERAs to ensure the maintenance and ongoing development of their staff’s regulatory capability. CPD both enables continuous improvement and helps preserve organisational knowledge.

Despite environmental regulators being cognisant of the benefits associated with having a highly trained workforce, the research of Pink (2016a) has indicated that most environmental regulatory agencies focus more on the immediate needs of recruiting and training staff than they do on CPD. Further, the research finds that CPD in ERAs at best was occurring on an ad hoc basis⁵, and at worst was largely non-

⁵ See *Table 3* in Pink, 2016b).

existent. This is not surprising given the relatively recent emergence of ERAs when compared to other parts of the public service.

The Expertise Framework Program (The Expertise Framework)

The Expertise Framework was established in 2011 in response to criticisms in the Compliance and Enforcement Review 2010 (Krpan 2011), that the organisation's technical experts had lost their visibility in the community and the organisation itself (Curtin 2015b). Its focus was to recognise and reward 'experts in EPA's environmental areas that are critical to the organisation' (AELERT n.d). This focus defined 'technical' knowledge as being scientific knowledge... [which is] embodied in key staff members 'in the areas of air quality, inland water, marine water, waste, landfill, land and groundwater and odour' (EPA Victoria n.d.(a)). Accordingly, the aims of the Expertise Framework focused on 'recognising and rewarding experts in EPA's environmental areas considered critical to the organisation and appointing Principal Experts who:

1. provide advice on complex environmental issues to EPA's decision makers
2. lead and an expertise community, in their area of expertise, within the organisation
3. mentor the next generation of experts
4. represent the EPA at community engagements and to the media' (AELERT, n.d.)

A hierarchical structure (principal experts with associated communities of practice) and a comprehensive process for appointing those principal experts was developed to ensure that the right people with the right 'technical' (scientific) knowledge were selected. (Curtin 2015a). While the Expertise Framework Program commenced as a response to the concerns noted above, it can also be considered a part of the EPA's CPD as it seeks 'to capture and make available, so it can be used by others in the organization, the information and knowledge that is in people's heads as it were, and that has never been explicitly set down' (Koenig 2012, para.7).

Knowledge management and learning are closely related disciplines and, despite their differing histories, share a common purpose to improve organisational performance through increasing capability (Moore 2009). It is through learning that knowledge is shared (e.g. from expert to novice), acquired (e.g. novice from expert) and developed (e.g. through application in new/unique situations).

An important contribution of the Expertise Framework Program toward the development of EPA Victoria's regulatory capability can be seen in the transfer of the technical experts embodied, tacit knowledge to the EPOs (Curtin 2015a, p.53). Tacit knowledge, being non-declarative, can be difficult to share as it is 'embedded in the minds and bodies of its practitioners, and cannot be converted into prescription; (written, spoken, signed, and so on)' (Polanyi 2002). Providing opportunities for coaching, mentoring and problem solving can be effective ways of releasing tacit knowledge. The Expertise Framework provides such opportunities and early indications have been that it has contributed to the dissemination of the designated expert's tacit knowledge as noted by Curtin above.

DISCUSSION AND ANALYSIS

The paper has demonstrated that the three stand alone activities: recruiting, training and continuing professional development overlap and inter-animate to a large extent. Each aspect is now considered briefly in turn.

Recruitment

The importance of recruiting the right people for the EPO role cannot be overstated. It is at this first stage where the decisions ERAs make have a significant impact on the future success of the individual recruited to the role and the capability of the organisation more broadly. The significance of this point is reinforced by the Victorian Public Sector Commission who state that: 'poor recruitment costs time, money and effort ...The costs can be direct (for example, advertising, remuneration) or indirect (for example, performance problems, lower team morale, reduced productivity). Combined, they can add up to 2.5 times the salary of the role' (VPSC, n.d., para 2).

Use of behavioural assessment tools in recruitment, are an avenue that the authors believe ERAs could usefully explore further. Where psychometric tools provide insight into personality traits and cognitive styles, behavioural assessment tools offer the ability to focus on observable behaviours as well as establish organisationally-based role benchmarks. This has the potential to significantly enhance the efficacy of ERAs intra- and inter-agency recruitment decisions.

This use of PRISM, in this case study, as a tool to measure the behavioural preferences of a successful EPO provided some useful insights into this complex role. The use of PRISM has not yet extended to become a mainstream consideration for recruitment and organisational development within EPA Victoria. In the opinion of the authors, the use of behavioural assessment tools can make a valuable contribution to environmental regulators in understanding and more clearly defining the role of the EPO and anticipate its use will increase over time.

Training

Having recruited staff, the focus then moved to training. The benefits of the AOIP include its capacity to integrate formal learning with on-the-job learning thereby enhancing learning transfer and the development of the desired regulatory thinking. Its flexible delivery model aims to have minimal disruption to EPAs 'business as usual' functions while also recognising the complexity of the EPOs role and the value of a formal competency based learning program.

The AOIP has made an important contribution to the EPA Victoria's knowledge management through capturing and sharing the tacit regulatory knowledge of its field force and has been embedded into the organisations processes for appointing authorised officers. The AOIP is seen as being part of the robust process that EPA Victoria applies to recruiting, training and appointing EPOs (EPA Victoria 2014, p.3). Support for, and evidence of this, is reflected in the fact that the 'EPA is proud to continue to support and value its authorised officers as our frontline regulators' (EPA Victoria n.d.(b)).

Continuing Professional Development

The third stage, after training, relates to continuous professional development. The Expertise Framework has become a central and important element in EPA Victoria's continuing professional development and knowledge management strategies.

In the opinion of the authors, the Expertise Framework Program could be extended to include two categories for Regulatory Professionals. One for those staff engaged in operational work and another for those who provide support and capacity building for the former. Such an approach would clearly and demonstrably acknowledge the EPAs core regulatory purpose, and provides the potential for EPA Victoria to develop a more sophisticated understanding of the complex interplay between regulation and science.

It is expected that CPD activities will increase in coming years. This is based upon a number of recent publications which, when taken together, provide a clear sense that there are multiple and intersecting sub-national, national, regional and international drivers to advance the professionalism of environmental regulators (NZPC 2014; OECD 2014a; OECD 2014b; IPAA 2015; AELERT 2015).

CONCLUSION AND RECOMMENDATIONS

EPA Victoria has initiated some ground-breaking approaches to the recruitment, training and continuing professional development of its regulatory and enforcement staff. The aim of this research was to examine these approaches in order to identify information, options and strategies that might assist other environmental protection agencies, other environmental regulatory agencies, and regulators more broadly, to increase their effectiveness.

In the recruitment phase we considered the potential value of behavioural assessments to both understand and define the role of the Environment Protection Officer; in the training phase we examined the Authorised Officer Induction Program and the value of its contribution to the initial development of EPOs; and in the continuing professional development phase we considered the Expertise Framework in terms of recognising capturing and sharing expert knowledge.

We have seen there is much that environmental regulatory agencies, and regulatory agencies more broadly, can learn from EPA Victoria's experience as it transformed itself into a modern regulator. However, further research is required to understand the range of factors that affect the emerging professionalism of the EPO role. While this could be done by individual agencies, it is suggested that ERAs are well placed to be assisted by environmental enforcement networks and academic and research institutions so that practical and implementable solutions might be found to benefit the collective membership.

Acknowledgements

The authors wish to thank Dr Matthew Marshall, Adjunct Research Fellow, School of Law, University of New England and Belinda Lowing, Director, Effective

Conversations for their comments and advice on earlier versions of this article. However the views and opinions in this article are those of the authors.



Appendix 1: PRISM Brain Mapping: An overview of the quadrant model (PRISM Brain Mapping n.d.)

Quadrant	Behavioural dimension key points
Green (top right); expression and holistic thinking	Innovating, generates ideas and creates original solutions. Initiating, Articulate and persuasive, establishes rapport easily, good at achieving 'win-win' negotiations
Bottom right (Blue); harmony and personal relationships	Coordinating, makes good use of other peoples' skills, encourages participation, seeks consensus Supporting, Supportive of others, handles routine or repetitive work well
Bottom left (Red); achievement, order and control	Delivering, independent and self-motivated, works well under pressure, likes structure and organisation Focusing, copes well with adverse conditions, high pressure negotiating skills
Top left (Gold); accuracy and attention to detail	Finishing, attention to detail and accuracy, good at communicating complex data, follows tasks through to completion Evaluating, makes astute decisions based on facts, checks the pros and cons of all options

References

AELERT (Australasian Environmental Law Enforcement and Regulators neTwork) (n.d.) Environment Protection Authority Victoria nominated as a finalist for 2014 IPAA Leadership in the Public Sector Award.

AELERT 2015 Achievement Awards, <https://www.aelert.net/aelert-events/2015-aelert-conference/achievement-awards>

ANAO (Australian National Audit Office) (2014). Administering Regulation, Achieving The Right Balance, Better Practice Guide.

Belbin (n.d.) <http://www.belbin.com>

Brookfield, S.D. (2000). Transformative learning as ideology critique in J. Mezirow & Associates (Eds.), *Learning as transformation. Critical perspectives on a theory in progress*, 125–150. San Francisco, CA: Jossey-Bass.

Curtin, L (2015a), Developing Experts. *Public Administration Today No. 43, Jul 2015* 52- 53. Availability: <<http://search.informit.com.au/documentSummary>

Curtin, L. (2015b). Developing the Expertise Framework, <https://resources.aelert.net/resources/developing-the-expertise-framework/>

DISC (n.d.) Disc Profile <https://www.discprofile.com/what-is-disc/overview/>

Du Rées, H. (2009). Can criminal law protect the environment? *Environmental Crime: a reader*, edl R. White, Devon: Willan Publishing, 638-655.

Emison, G.A. and Morris J.C. (eds) (2012). True Green: Executive Effectiveness in the US Environmental Protection Agency. Lanham, MD: Lexington Books.

Environment Protection Act 1970 (Victoria), Website page, see http://www.austlii.edu.au/au/legis/vic/consol_act/epa1970284/s55.html. Viewed 12/07/2015.

EPA Victoria (Environment Protection Authority Victoria) (2010). Concise Annual Report 2010, Transforming into a modern regulator. http://www.epa.vic.gov.au/~media/Publications/FINAL_Concise_Annual_Report2010_1352.pdf. Viewed 06/03/2016.

EPA Victoria (Environment Protection Authority Victoria) (2014). EPA authorisations: roles and powers, Publication 1478.2

EPA Victoria (Environment Protection Authority Victoria) (2015a). Authorised Officer Induction Program Sample Inductee Handbook https://www.aelert.net/uploads/2015/08/VIC_EPA_AO-Induction-Handbook-2015_EPA-Victoria_AELERT.pdf. Viewed 15/10/2015.

EPA Victoria (Environment Protection Authority Victoria) (2015b). New officer on the beat in South West region, <http://www.epa.vic.gov.au/about-us/news-centre/news-and-updates/news/2015/june/15/new-officer-on-the-beat-in-south-west-region>

EPA Victoria (Environment Protection Authority Victoria) (2015c). New officers on the beat in Metro region, <http://www.epa.vic.gov.au/about-us/news-centre/news-and-updates/news/2015/june/15/new-officers-on-the-beat-in-metro-region>

EPA Victoria (Environment Protection Authority Victoria) (n.d.(a)). Expertise Framework Program, website page, see <http://www.epa.vic.gov.au/about-us/expertise-framework-program>, viewed 23/09/15)

EPA Victoria (Environment Protection Authority Victoria) (n.d.(b)). EPA Authorised Officer Induction Program begins. *News and Updates*. <http://www.epa.vic.gov.au/about-us/news-centre/news-and-updates/news/2014/january/28/epa-authorised-officer-induction-program-begins>. Viewed 05/01/2016.

Farmer, A (2007) Handbook of environmental protection and enforcement: principles and practice, Earthscan, London, UK.

INECE (International Network for Environmental Compliance and Enforcement) (2009). Principles of Environmental Compliance and Enforcement Handbook. INECE: Washington.

IPAA (Institute of Public Administration Australia) (2015). Regulatory Professional Capability Guidance, IPAA: Canberra.

Jardine, M. (2011). 'Collaborating with Tertiary Education Institutions to Provide Basic Training to Environmental Management Inspectors'. INECE, 9th International Conference on Environmental Compliance and Enforcement: 24 June 2011, Whistler, British Columbia, Canada: Proceedings (pp. 681-690). Washington: INECE.

Koenig, M (2012). What is KM? Knowledge Management Explained, <http://www.kmworld.com/Articles/Editorial/What-Is-.../What-is-KM-Knowledge-Management-Explained-82405.aspx>. Viewed 12/10/15.

Krpan, S. (2011). Compliance and Enforcement Review: A review of EPA Victoria's approach. Stan Krpan, February 2011. Melbourne: EPA Victoria.

McMahon, R. (2006) The Environmental Protection Agency: Structuring Motivation. *A Green Bureaucracy*. Brighton, Portland: Sussex Academic Press.

Marton, F (2006), Sameness and Difference in Transfer, *The Journal of the Learning Sciences*, 15(4), 499-535

Mezirow, J., & Associates, (2000). Learning as transformation. San Francisco: Jossey-Bass.

Moore, M (2009). Learning + Knowledge = ?'. *Training Australia Magazine Vol. 8 (4) 2009*

NZPC (New Zealand Productivity Commission) (2014). Regulatory institutions and practices, NZPC: Wellington.

OECD (Organisation for Economic Cooperation and Development) (2009) Ensuring Environmental Compliance: Trends and Good Practices. Paris: OECD Publishing.

OECD (Organisation for Economic Cooperation and Development) (2014a). The Governance of Regulators – OECD Best Practice Principles for Regulatory Policy. Paris: OECD Publishing.

OECD (Organisation for Economic Cooperation and Development) (2014b). Regulatory Enforcement and Inspections – OECD Best Practice Principles for Regulatory Policy. Paris: OECD Publishing.

Pink, G. (2008). Building regulatory capacity in environmental agencies: through tailored training. *INECE 8th International Conference on Environmental Compliance and Enforcement*, 5-11 April, 2008 Cape Town, South Africa, Proceedings (pp. 225-233). London: Cameron May.

Pink, G. (2016a). Regulatory Responses to Transnational Environmental Crime: An Overview of Choices, Challenges and Culture. T. Spapens, R. White, & W. Huisman (eds), *Environmental Crime and the World: Global Issues in Green Enforcement and Criminology*. Farnham, Surrey: Ashgate.

Pink, G. (2016b). Implementation and enforcement of environmental law: The role of professional practitioners. M. Hall, T. Wyatt, N. South, A. Nurse, G. Potter, and J. Maher (eds). *Greening Criminology in the 21st Century Contemporary debates and future directions in the study of environmental harm*. Farnham, Surrey: Ashgate Publishing Limited, pp. 101-123.

Pink, G. and Marshall, M. (2015). Environmental Regulatory Agencies: Typologies and Characteristics. *Policy Quarterly*, 11(4): pp 63-70.

Pink, G. and White, R. (eds) (2016). Environmental crime and collaborative state intervention. Basingstoke Hampshire: Palgrave Macmillan.

Polanyi, Michael. 2002 [1958]. Personal Knowledge: Towards a Post-Critical Philosophy. London: Routledge.

PRISM Brain Mapping (n.d.)
http://www.prismbrainmapping.com/versions_professional.aspx

PRISM Brain Mapping (n.d.(a)) What is PRISM
http://www.prismbrainmapping.com/what_is_prism.aspx

Queensland Ombudsman (2007). *Tips and Traps for Regulators*. Brisbane: Queensland Ombudsman.

Sparrow, M.K. (2000). *The Regulatory Craft: Controlling risks, Solving Problems, and Managing Compliance*. Brookings Institution Press, Washington.

Sparrow, M.K. (2008). *The Character of Harms: Operational Challenges in Control*. New York: Cambridge University Press.

Taylor, E.W. (2007). An update of transformative learning theory: a critical review of the empirical research (1999-2005). *International Journal of Lifelong Education*, Vol. 26., No.2 (March-April 2007), 175-191

Van der Schraaf, A (2008). Capacity building in the Dutch inspectorate: bridging the gap. *INECE 8th International conference on environmental compliance and enforcement*: 5-11 April 2008 Cape Town, South Africa, Proceedings, Cameron May Ltd, London. pp. 243-251.

VAGO (Victorian Auditor-General's Office). (2012). *Effectiveness of Compliance Activities: Departments of Primary Industries and Sustainability and Environment*. Melbourne: Victorian Government Printer.

Victorian Government (2010). *Regulator Governance: Principles and Guidelines*. Victorian Government: Melbourne.

Von Glaserfeld, E (1989) Cognition, Construction of Knowledge, and Teaching, *Synthese* 80(1), 121-140 (special issue on education)

VPSC (Victorian Public Sector Commission) (n.d). *Getting recruitment right*, <http://vpsc.vic.gov.au/resources/getting-recruitment-right/> Viewed 13/03/16.

Wenger, E. (1998), *Communities of Practice, Learning, Meaning and Identity*, Cambridge University Press, New York NY

Wenger, E. (2012) *Communities of Practice and Social Learning Systems: the Career of a Concept*, New York NY

Winn, W. (2004), Cognitive Perspectives in Psychology, in David H. Jonassen & Phillip Harris, ed., *Handbook of Research on Educational Communications and Technology*, Lawrence Erlbaum Associates, pp. 79-112.

Contact email: gpink2@myune.edu.au, jbasslearning@gmail.com

The Factors Attributing the Successful Management for Mango Orchards in Chachoengsao Province, Thailand

Suchanat Pattanavongngam, Rajabhat Rajanagarindra University, Thailand

The Asian Conference on the Social Sciences 2016
Official Conference Proceeding

Abstract

The modern management for mango orchards in highly competitive market needs the professionalism in production and marketing. This research was aimed to study further the mentioned factors attributing the success management for mango orchards in Chachoengsao Province, Thailand.

The instruments were 175 questionnaires, 30 mango farmer interviews and literature reviews during June 2015 to April 2016.

The results of this study showed the details of the two factors contributing the success in mango orchard management: production and marketing. First, the production management needed a full range of modern technologies to increase the quantity of the agricultural products, good agricultural practices to promote GAP standard, zone separation to simplify the quality control procedure and the harvesting, and also the quick response codes or QR code for customers to investigate. The other one, the marketing management needed the center of information technologies, the modern technologies for rapid communication, agricultural tourism, certain brand name, a product story line in three languages: English, Thai, and customer's language.

Keyword: Successful Management, Mango Orchards

iafor

The International Academic Forum
www.iafor.org

Introduction

Mango is a tropical fruit which is important for Thai economy, it can grow well in all areas of Thailand. Mango needs of domestic and international market increase rapidly every year. Markets needs quality mango: fresh, good taste, perfectly formed skin with good colour, without residue and storable. These propositions will be responded by producers: looking after mango production professionally and be able to closely compete in price and quality in world market (Department of Agricultural Extension, 2013).

Chachoengsao province has cultivated area for agriculture of over 62 percent or approximately 790,826.41 acres. Approximately 11,862.39 acres of this area is used for Mango cultivation, it can produce about 768 kilogram of mango per 0.3954 acre, approximate total of almost 20 tons. (<http://www.touronthai.com/forum/review.php?topic=3558>) Costs of mango production including all species average 8,661.35 Baht per 0.3954 acre (about 247 U.S. dollars) and remuneration on average net 9,881.74 Thai Baht per 0.3954 acre (about 282 U.S. dollars). The study showed that Namdokmai had the highest cost, then Mahachanok, Khiaosawoey, and Chok Anan: the productive costs were 336, 274, 227, and 198 U.S. dollars respectively (6th Regional Office of Agricultural Economics, Chonburi, 2009 :1). Mango is grown in every district of Chachoengsao province. It is plentiful in Phanom Sarakham, Bang Khla, Khlong Khuean and Plaeng Yao districts. Besides, mango is a famous product of Chachoengsao. It is tasty because of soil: mixed clay and alluvial soil which is full of plant nutrition. Thus, it is suitable for mango planting (Office of Commercial Affairs Chachoengsao, 2010). Most of mango farmers plant Namdokmai Sithong because it is in high demand in export market: in Asia and Europe. Currently, mango farmers have changed to produce non-toxic Namdokmai to meet quality and standard of consumers in international market needs. This may give opportunities to mango farmers exporting their product into international market more and earn about 1 billion Baht per year (about 28.56 million U.S. dollars) as income to Thailand and mango farmers themselves (Rojanapornthip, 2014: 66).

At present, agriculture goods have changed increasingly and are highly competitive in quality, quantity and cost. These caused crofters to face problems in agriculture goods production and distribution, including low opportunities to access investment information, resources and marketing. According to production of each crofter, it makes it difficult to manage effective production and have quality product consistently with market needs.

This research aimed to study factors which affect management of mango orchards in a highly competitive market. The results will be useful to mango farmers and related organizations in future.

Materials and Methods

Survey research is used and questionnaires were provided as instruments from documents and research analysis to obtain quality with Item Objective Congruence: IOC and test reliability. Then applied instruments which passed quality test to collect data: a field trip was arranged to provide questionnaires for 175 mango farmers who registered with list of mango farmers in Bang Khla, Khlong Khuean, Plaeng Yao and

Phanom Sarakham districts in Chachoengsao province, 30 mango farmers were interviewed, analyzed and evaluated of statistical mathematic and content analysis.

Results

The results of this study showed the detail of mango farmers were mostly male 78.57 percent, female 21.43 percent and the average age was 56.21. Most of them had primary education 46.43 percent, secondary education 35.72 percent and Bachelor degree 10.71 percent. The level of vocational college and Master degree were similar at 3.57 percent. The amount of mango orchards was approximately 58 acres.

Mango farmers in Chachoengsao are a strong mango productive organization together, professional and able to produce quality mangos. The research showed coalition of mango farmers to be Cooperative of mango farmers of Chachoengsao. There are members of 7 districts from 11 and the total member is 180 (Khantipalo, 2016). In addition, Community Enterprises group for Mango production in Bang Khla, Chachoengsao province: there are about 50 members (Khaewwongnukul, 2016). All mango farmers who are members of these organizations will be better in productive management and improve mango production into Good Agriculture Practices –GAP for good result with environment and safe consumption (Sinchaisri and others, 2008:5). Mango farmers with commercial planting in the large area will have to be skilled to produce good quality to meet market needs with suitable cultivated area, prepared labors, and investment. The weakness point currently is mango farmers cannot develop all mango quality to meet customer demand due to climate as an important variable it can cause farmers to produce less, thus export less and is an out of control factor. This is consistent with Rojanapornthip (2014: 66) and lack of full time labor working in mango orchards. Most of labors are aliens and labor cost is close to Thai labor. However, there is Thai labor shortage in mango farms because they have more opportunities to work in other occupations. Moreover, this research also discovered some mango farmers had advanced knowledge in using the specific fertilizers to fulfill the soil in each period of the time that mango leaves bloom and produce. Mango trees need different minerals; soil in the orchards was analyzed by controlling organizations at Khao Hin Sorn Royal Development Study Center. This location is selected for the use of soil analysis because the mango orchards are close to that center. The analysis is to check for the lack of minerals in the cultivated area (Nopparit, 2016). This is consistent with Sinchaisri and others (2008: 68) and it can decrease productive cost. As necessary of productive factors that mango farmer groups will buy the factors together from trustworthy trade dealers. This is aimed to decrease productive cost (Khantipalo, 2016: 14) and attempts to negotiate with traders to have lower price than the current price. There are 3 provinces as pilots in this cooperation: Phitsanulok, Phichit and Chachoengsao provinces which accords with Rachalet (2015: 16).

Mango orchards management in commercial way: the mango farmers of the large cultivated area should apply technologies into their production, for example using a tractor as a laboring saving device and planning for planting with the distance of width at a minimum of 4x6 square meters from each tree in order for the machines to get through, on applying fertilizer at mango trees, crop dusting for protecting trees from insects, weed killing, collecting branches after trimming and carrying products out of orchards (Khantipalo, 2016). The massive cultivated area will be separated into

zones (Kaprasit, 2016) for easier products management and decrease damaged product problem from not harvesting in time. Besides, mango farmers should manage the mango production so not to produce mango at the same time with mango season, as its price will be lower because there are plenty of mangoes in the markets. Besides, production has concerned in sanitation of people and plants for example, cultivated area, inside the standard selected building to follow principles of Good Manufacturing Practice-GMP, inside the store and logistic. All of these aimed to have Good Agriculture Practice (GAP) and has become a public safety fruit by applying risk management system into production process. The systems for recording all practical process and maintenance are used; thus, they can recheck in every process from cultivated area until harvesting, including the risk management in sanitation of people and plants in other processes. These possibly occur during productive process until products are delivered to customers. All of these can gain consumers' trust that mango products are safe and the residue amount is under the standard of residue in each country. Therefore, customers can investigate products via QR Code system from the sticker on each product which shows member code and history of this mango; thus, customers can have information of where the mango comes from, who produces it, the process of production and so on. These can create confidence of customers for exporting markets. Cooperative of mango farmers of Chachoengsao has developed traceability system; therefore, consumers can use this code to investigate the products on the website www.coopthai.com/mangoccs. It is developed and has both Thai and Japanese languages as public information (Khantipalo, 2016; Office of Commercial Affairs Chachoengsao, 2010: 8, 12). According to packaging, mango farmers will wrap all mangoes with wrapping bag in order to keep mangoes skin beautiful and also protect them from insects. Productive cost of each mango for this wrapping is about 1.15 Baht and wrapping bag can be used twice: 1 wrapping bag box contains 2,000 bags (Khantipalo, 2016). In addition, the study showed that mango farmers bring their mangoes to Cooperative of mango farmers of Chachoengsao to investigate the residue before the harvesting time of 1-2 weeks (Kaprasit, 2016). Moreover, mango farmers should be prepared for management in many factors: selecting the location with water resource; thus, mango can be easily produced out of season. According to productive buying factors, the reason for buying them with the mango farmer group is because it will be cheaper in large quantities. However, quality of the products will be better because of more supporting system to respond domestic and international markets, due to their requirement for quality mangoes and reasonable price with nice packaging to be sold as presents or souvenirs and also at the retailers.

In the marketing of international exporting by mango farmer groups of Chachoengsao that have signed contracts for advanced trading with contract farming of over 15 companies. In this issue, mango products will be packed and distributed to other countries: Japan and South Korea (Khaewwongnukul, 2016; Khantipalo, 2015:21). Sales promotion for distributing in international markets by government organization arranged for trade representatives to attend Outgoing Mission project which aimed to visit target markets (Prachachatturakit., 2015) as the mango season is at the end of April to early May yearly. Mr.Manob Khaewwongnukul and Mr.Sakda Khantipalo, leaders of agricultural groups in Chachoengsao also attended Fruit Festival in Japan and also brought mangoes from Thailand to distribute there for presenting Thai mango market to Japanese (Mongkhon, 2016) which is consistent with Ratchalet (2007). As mangoes are fresh and good quality because of the professional agricultural group to increase the better production; thus, they can produce quality

mangoes to meet market needs and have earned more income. The mango goods are still insufficient for exporting companies' needs. Thai mangoes play an important role in the world market as they are exported to 42 countries worldwide. Important exported mangoes are Namdokmai Sithong, Mahachanok and Chok Anan which the products are mostly distributed to Japan and South Korea, China, European countries and USA respectively. Mango products are divided into 3 grades: A, B and C. A grade mango: each of which should not have more than 2 scratches, the scratches must be within 1 mm in width and 2 cm in length, and the total of the black mark and scratching mark should be within 5 percent of the whole mango. It should not have any antagonistic, downy mildew or black spot. B grade mango: each of which should not have more than 3 scratches, the scratches must be within 1 mm in width and 3 cm in length, and the total of the black mark and scratching mark should be within 10 percent of the whole mango. It should not have any antagonistic, downy mildew or black spot. C grade mango: each of which has no limit in width and length of scratch marks but the scratch marks must be within 20 percent of the whole mango. It should not have any antagonistic, downy mildew or black spot. The average weight of mango is 280-600 gram; mango aged level is 80-90 percent (Komon, 2016; Office of Commercial Affairs Chachoengsao, 2010:7-8). The competitive countries of Thailand for exporting mangoes to Japan are the Philippines, Vietnam, Taiwan, Mexico and Australia. The competitive countries for exporting mangoes to South Korea are the Philippines, Pakistan, Australia, Vietnam and Peru. Domestic retailers prefer to sell by scale weight rather than selling in bulk, also unripe mango is in demand in the domestic market. Domestic consumers require mango aged 90 percent and upper (Komon, 2016) with tasty, good quality and a good standard size with 330 gram per each mango and it is distributed in the market all year. Popular mangoes are Khiaosawoey, Falan, Mandueangao and Namdokmai. Mangoes are agricultural goods which are easy to be damaged; thus, distributing period is short and most of the products harvested, 95 percent of them will be distributed to domestic consumers as fresh fruits. Local agriculturist will have meeting points for trading that are close to cultivated area or commission merchants will buy and pick up products in the farms. Most commission merchants are familiar to the farmers. There are commission merchants from markets in Bangkok: they hire common carriers for picking up mangoes and deliver to distribute at Si Mum Mueang market, Tai market, Pak Klong Talad market, Sapankhao market, Mahanark market and so on for distributing to retailers and consumers further (Chumhiran, 2016; Office of Commercial Affairs Chachoengsao, 2010) besides, mangoes are also distributed at Modern Trade: The Mall, Fashion Island, Taiwasadu department store as they can be distributed in higher price and products are packed into cartons and clear plastic boxes as for presents or souvenirs.

Agriculturists currently have adapted to apply modern technologies in management of production and marketing via mobile phone, Smart phone, Line application, Facebook, E-mail application to communicate rapidly. The coordination is between mango farmers in group to solve problems in production and marketing together and also reach information and news on business between agriculturists and private sectors under basic of admitting in reasonable quantity, quality and price. The language used in products distributing should be in Thai, English and customer's language. Moreover, we should have product story line on the details of production and the advantage of having mangoes which have research supporting the knowledge of the amount of antioxidants in fruits found that is ripe. Namdokmai has high Beta

Carotene that is good for brain in order to learn and remember. In addition, ripe Namdokmai also has Gallic acid as a type of antioxidant for anti-fungus and anti-virus (Jongjaited, 2015) and other advantages of mangoes. Thus, trade partnership countries can understand and may make a decision to buy more mangoes. Chachoengsao province recognized the importance of mangoes exporting especially, Namdokmai which is under the brand Quality Mango (QM). In agritourism, Cooperative of mango farmers of Chachoengsao and Community Enterprises group for Mango production in Bang Khla, Chachoengsao province have scholars from Thailand and abroad, agriculturists, students and interested visitors often visit the mango farms (Sirisatawalsa, 2016). Some mango farmers would like to give notices before visiting the farm so they can prepare location for good welcoming tourists (Worapipat, 2016). However, some mango farmers are not interested in outsiders' visiting as they prefer the private area and they do not need any help from outsiders. Some mango farms are not in good agricultural system and they are not members of any mango organizations (Chaiwanitchaya, 2016).

Discussion

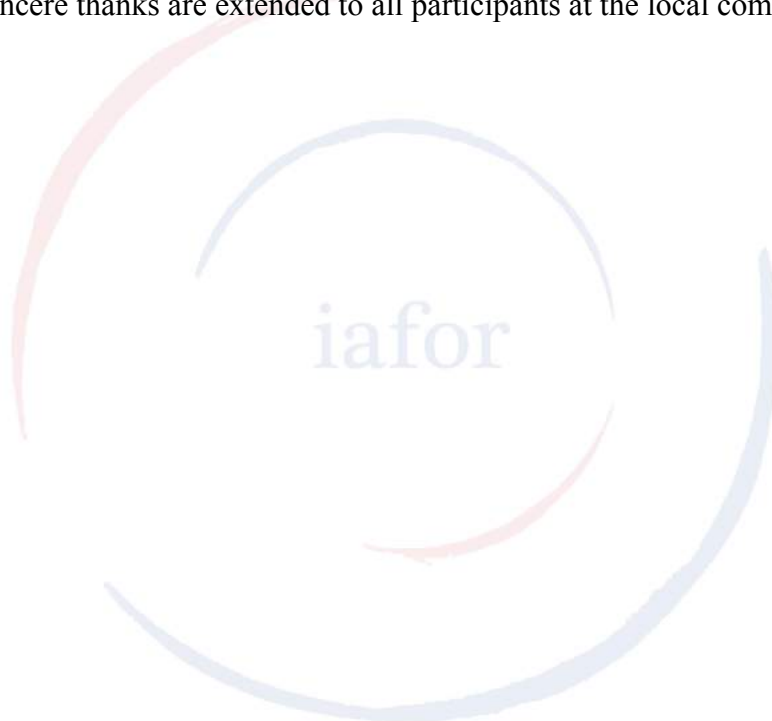
Mango farmers must plan for suitable production which is consistent with market needs, also learn on adjustment and seek for modern technologies to enhance effective production and decrease effect in future. Mango farmers also need water sources in their farms. Crafters who have area average within 7.9 acres per case can look after all their products well. On the other hand, mango farmers with the large area farm must have knowledge and skill of profession for their productive processes to pass Good Agriculture Practices (GAP). The products are safe from residue. The effect of global warming because of the climate has changed easily and often; thus, the number of mango products decrease. Therefore, mango farmers should learn on climate change by recording climate in the farm for applying information into production plan to meet climate condition. This may decrease crop loss and gain more quality products. In other risk problems, labor shortage, high labor cost, high productive factors; thus, it is important for mango farmers to cooperate and should have knowledge center for searching information and exchanging experiences from related organizations, such as government sector officers, agriculturists, entrepreneurs, carriers, buyers and so on. This aimed to keep connection between mango farmers for information in production and mango markets for competition. The exhibition on mango production for exporting also is arranged by any channel for giving information. Therefore, mango farmers can learn and apply to their practices. Moreover, Near Infrared Spectrometer (NIR) should be used as quality investigation if mangoes are ready for picking. This equipment can help farmers know that mangoes are ready for harvesting or not. Then data will be sent to computer at the office or knowledge center. Harvesting system will be prepared or cleaning system, grade selecting, packaging and exporting. Selecting process together can control quality of products to have the similar standard. Nowadays, mango farmers use wisdom to see age of mango by floating mangoes, if they sink means they are ready (Mongkhon, 2015) or see from mango skin. Mango farmers can pick their products from trees by hand or if the products are high: fruit pickers will be used for harvesting (Office of Commercial Affairs Chachoengsao, 2010). Besides, researchers and scholars should have cooperation in knowledge research for searching new methods to solve problems on bloom mango trees to produce mango as the knowledge agriculturists needs.

Conclusion

Factors affect the success management of mango orchards production in highly competitive markets. Mango farmers must cooperate and improve qualification to be quality farmers in productive management and agricultural network management forms and knowledge, local wisdom, and suitable technologies to develop production as Good Agriculture Practices to gain quality products. Chachoengsao Province has emphasized to quality of exporting mangoes under product brand QM (Quality Mango) especially, Namdokmai which is popular in domestic and international consumers. This created sustainable security for mango farmers.

Acknowledgement

We wish to express our sincere gratitude to the Research and Development Institute, Rajabhat Rajanagarindra University for providing us an opportunity to do this research. Sincere thanks are extended to all participants at the local communities.



References

- 6th Regional Office of Agricultural Economics, Chonburi. (2009). Logistics and Supply Chain of East Region Mango 2009. Office of Agricultural Economics. Ministry of Agriculture and Cooperatives.
- Association of Thai Mango Farmer Newsletter (2015). *Association of Thai Mango Farmer Newsletter*, (6)17, Association of Thai Mango Farmer.
- Association of Thai Mango Farmer. (2016). *Association of Thai Mango Farmer Newsletter*, (7)19.
- Chaiwanitchaya, W. (2016, March 28). Interview by S. Pattavongngam [tape recording]. member of Cooperative of Mango Farmers of Chachoengsao, the farm owner, Khao Pha Nang, Tha Kradarn sub district, Sanam Chai Khet district, Chachoengsao.
- Chumhiran, P. (2016, March 28). Interview by S. Pattavongngam [tape recording]. Mango transporter in Pathum Thaini province.
- Department of Agricultural Extension. (2014). *Handbook for Professional Mango Production*. Ministry of Agriculture and Cooperatives.
- Jongjaited, N. (2015). Knowledge of the amount of antioxidant in fruit for health promotion which studied from 83 fruits. *Association of Thai Mango Farmer Newsletter*, 6 (15).
- Kaprasit, P. (2016, April 7). Interview by S. Pattavongngam [tape recording]. Member of Cooperative of Mango Farmers of Chachoengsao, the owner of Patchara mango farm, Bangkha sub district, Ratchasarn district, Chachoengsao.
- Khaewwongnukul, M. (2016, April 1). Interview by S. Pattavongngam [tape recording]. President of Community Enterprise of Mango Production Community. Bangkla sub district, Chachoengsao.
- Khantipalo, S. (2016, March 28). Interview by S. Pattavongngam [tape recording]. Consultant of Cooperative of Mango Farmers of Chachoengsao.
- Komon, S. (2016, April 7). Interview by S. Pattavongngam [tape recording]. Member of Cooperative of Mango Farmers of Chachoengsao, the farm owner in Khlong Khuean sub district, Khlong Khuean district, Chachoengsao.
- Ministry of Agriculture and Cooperatives. (2010). *Ministry of Agriculture and Cooperatives collaborates with farmers and private sector to promote and develop production, marketing and networking, operating strategies of integrated fruit management system*. Retrieved April 14, 2016, from http://www.moac.go.th/ewt_news.php?nid=970&filename=fao.

Mongkhon, K. (2015, October 6). Interview by S. Pattavongngam [tape recording]. Mango farm owner, Khlong Khuean sub district, Khlong Khuean district, Chachoengsao.

Mongkhon, S. (2016, April 7). Interview by S. Pattavongngam [tape recording]. Member of Cooperative of Mango Farmers of Chachoengsao, the farm owner in Khlong Khuean sub district, Khlong Khuean district, Chachoengsao.

Nopparit, S. (2016, April 1). Interview by S. Pattavongngam [tape recording]. Secretary of Cooperative of Mango Farmers of Chachoengsao.

Office of Commercial Affairs Chachoengsao. (2010). "Paetrew Mango". Ministry of Commercial.

Prachachatturakit. (2015). Ministry of Commerce issues rules dealing with fruit festival 2015. Retrieved April 14, 2016, from http://m.prachachat.net/news_detail.php?newsid=1424423846.

Rajanapornthip, J. (2014, March). *Technology Chaoban (Villager Technology)*, 26(571). Retrieved April 10, 2016, from <http://info.matichon.co.th/techno/techno.php?srctag=05066150357&srcday=&search=no>

Ratchalet, T. (2015). *Association of Thai Mango Farmer Newsletter*. Association of Thai mango farmer. Retrieved April 14, 2016, from <http://radio.eto.ku.ac.th/activities/cm/participation/mango/mango.htm>.

Saengpetch, P. (2015) Fruit marketing in Thailand. Retrieved June 22, 2015, from http://www.technologychaoban.com/news_detail.php?tnid=1802

Sinchaisri, N., Watcharotayan, S., & Sirirsing, S. (2008). *Fact of Chemicals Usage with Thai Agriculture Development*, 2(n.d.). Bangkok: 168 Printing.

Sirisatawalsa, W. (2016, April 7). Interview by S. Pattavongngam [tape recording]. Chairman of the SAO Council of Saochangok, Bang Khla district, Chachoengsao.

Suparb, T. (2016) Mango annual festival. Retrieved April 10, 2016, from <http://www.touronthai.com/forum/review.php?topic=3558>

Worapipat, P. (2016, March 28). Interview by S. Pattavongngam [tape recording]. Member of Cooperative of Mango Farmers of Chachoengsao, farm owner, Khao Hin Sorn sub district, Panom Sarakham district, Chachoengsao.



The Influence of Religious Beliefs on Participation of the Public for Local Government in Thailand: A Conceptual Perspective

Eakachai Chaida, Rajabhat Rajanagarindra University, Thailand
Suwicha Seangroongpet, Rajabhat Rajanagarindra University, Thailand
Pannarat Kankraisri, Rajabhat Rajanagarindra University, Thailand
Chatchai Tritham, Rajabhat Rajanagarindra University, Thailand

The Asian Conference on the Social Sciences 2016
Official Conference Proceeding

Abstract

The purpose of this study is to describe the empirical data corresponds the influence of religion belief variables that effect on people participation in Thepparat Sub-district Organizational Administration, Banpho, Chacheongsao, Eastern Thailand. The specific aims of this study are to 1) study the belief and religion variables that effect people participation, 2) examine the accordance of the belief and religion variables that effect people participation, and 3) study the general and indirect factors that affect the belief and religion variables that effect people participation. This is a mixed method of quantitative and qualitative research. The instruments used to collect data were questionnaires and interviews. The technique of a probability sampling, a stratified random sampling is used to collect data. The samples were selected from individuals and leaders at all levels in Thepparat Sub-district. The results of the study shows that a conceptual perspective for the influence of religious beliefs to the people participation in the local government. These results suggest that the principles and guidelines for the participation of the public in a meaningful administration of the local government.

Keywords: Influence, religious beliefs, conceptual perspective, local government

iafor

The International Academic Forum
www.iafor.org

Introduction

Thailand is a land of Buddhism. Monks are the most respected as a part of the Triple Gem. As a consequence, they become a powerful Buddhism representative implicitly. Moreover, the moral principles in the Tripitaka exist for a long time. The Tripitaka for supporting political ideas is easily interpreted. An important characteristic of Buddhism is blending with societies and cultures of the land that Buddhism can be easily disseminated. In the other words, Buddhism is simple to be harmonized with societies and cultures. The Buddhism's ultimate goal is the disengagement of the Passion. That is a practice for peace and purity. These mentioned issues are conveyed in common senses of Thai people implicitly. However, the land of Thailand still consists of other beliefs such as belief in Islam.

The fundamental belief of Islam is the belief in God named Allah. Islamic people believe that he created the world, humans, animals, sky and lands. Moreover, he also created all of the things that were between the sky and the land. Nobody participated and involved those creations. He is a person who takes care of the world and the universe according to his system. He also determines the ultimate rules for human's life. Muslim is the people who hold Islam with pure faith for Allah. Allah is God of the universe who trusts in Prophet named Mohammed. The both beliefs are the content of declaration for people who believe in Islam. Therefore, Muslim has to promise that they will not believe in other Gods except Allah and Mohammed who is Allah's Prophet.

Islam does not separate the mind and the object apart. Islam teaching said that the life is united. It is declared for enhancing the human life to be perfect. With that reason, Muslim does not believe in mortifying. Islam does not teach human to escape from material world and prohibit being passionate in those objects. Islam believes in principles that elevating the mind can be achieved by practicing in moral framework of life. The aim of Islam depends on disciplining, enhancing the mind, creating balance of life with advising the right way for conducting and leading to peace in terms of purifying the mind, keeping the peace of human and becoming a perfect human. The faith in religious principles is the best and the center of mind because the life will not fail or slump. To respect Allah, the life will not suffer with insecurity that causes you feel fail and have disgusting life. The people, who believe in Allah who created the world and the entire world, will always aware that their life is relevant with the highest power of Allah. In everywhere, they always recall Allah and let themselves be under the protection of Allah all the time. They are psychologically stable and concentrate mind. Islamic people often absorb the moral principles in themselves including protecting and keeping the world that Allah created, seeking the peace for returning to live with Allah. It causes peace in Islam communities, other lands of the world including with Thailand that is diverse in beliefs and religions. Thailand has not only Buddhism and Islam, but it also has an important belief that is Chinese belief.

Chinese belief is the great culture. The nature of Chinese people is diligent and determined in learning and working. Due to the great nation, there are many doctrines such as Taoism. People who believe in Taoism focus on seeking the truth of life. They often escape from various problems by living near the nature. It leads to discover herb

therapy that is origin of evolution in medical knowledge of Chinese etc. The medical knowledge is the characteristic of Chinese people in everywhere.

However, the good value derived from Thais' beliefs and religions as mentioned above gradually fades away due to economic growth and globalization. It impacts the original cultures and traditions leading to materialism society and Thai's behavioral change. Moreover, Thai people focus less on the morality and cultures (The National Social and Economic Development Plan No. 11, p.14).

The National Social and Economic Development Plan No.11 (2012-2016) focuses on participation of people with determining plans in order to develop people and Thai society to the quality society. The people take part in developing society and politics, economics, visions and missions. The objectives, goals, strategies and development approaches of the National Social and Economic Development Plan No.11 (2012-2016) are high priority to create fair and quality society. All sectors are promoted to participate in developmental process (The National Social and Economic Development Plan No. 11, p.16).

Furthermore, the present constitution (2007) focuses on participation of people and fundamental of good governance that result to people become more awake in politics. In 2006, the crisis of politics affecting the Democracy Index of Thailand was 5.7 out of 10 points and was ranked in the 90 out of countries that were sample countries. After using the constitution, 2007, it led to election. It also impacts the Democracy Index of Thailand in 2008 which increased to 6.8 as the first rank comparing with the neighbor countries. This reflects that people feel awake in country administration more than in the past. The people express their opinions in politics or examine government administration together. Developing culture, democracy and governance is a part of Thai society lifestyle and promote to be more honest and clearer in the politics (The National Social and Economic Development Plan No. 11, p.8).

The awareness in politics of Thai people is increased. The right in politics of people is developed steadily due to people participation in determining directions for administration through an election. The representatives are important to reduce the problems of inequality in society with creating opportunity fairly and develop the democracy that is in election form especially more awareness of people in election, steadily increasing use the right in election for selecting representatives, perception of political information and participation in examining about political administration (The National Social and Economic Development Plan No. 11, p.27).

People's participation in the politics promotes the power of society in order to express opinions creatively by learning, understanding, managing for responsibility as a citizen of country. There is supporting to set the stage for exchanging, learning and expressing different opinions creatively for developing the country.

The people are supported to attend in the country development processes as follows: sharing ideas, making decision, determining approaches, pushing practice, examining operation in government sector and other development sectors including giving opportunity to participate in various activities of kids, youth, disabled, elderly, socially disadvantaged, poor people, and people who live in various local administration organization, the district council and subdistrict administration organization etc..

The district council and Subdistrict Administration Organization are organized according to the District Council and Subdistrict Administration Organization Act (1994). It identifies that a subdistrict should have a subdistrict council as a corporation. The subdistrict council that can earn money according to income criteria or its income is not less than 150,000฿ per year without supported money from budget year three years ago may be organized as a subdistrict administration organization by publishing announcement of the ministry of interior and announcing in the government gazette. Moreover, the subdistrict council is terminated immediately after declaration to be a subdistrict administration organization.

The Subdistrict Administration Organization (SAO) is a local government as a corporation. The structure of SAO consists of a subdistrict administration organization council and subdistrict administration organization committee. It is a local administration unit that is familiar with villages and communities the most. The SAO is assigned to do many things that affect directly to a quality of life and being of people in a local.

Because of communities and a local administration organization especially the subdistrict administration organization (SAO) being important power in social and economic development of the country, the Act of determining plans and processes for distributing power to Administrative Organization B.E. 2542 (1999) affects developing strength of communities and operating of local administration organizations that are an significant mechanism in building democratic culture and governance in community level.

When people in communities participate in social and political development processes such as making plan through exchanging knowledge, sharing ideas, finding problem solutions and leading to create goals of community development together, it causes of declaration and enforcement of the Act of community organization council in B.E. 2551 (2008) that aims for people in communities to take part in developing local in accordance with various lifestyles, cultures and local wisdoms (The National Social and Economic Development Plan No. 11, p.27).

Thepparat is a subdistrict in Banpho district, Chachoengsao province which gets influence of prosperous from Bangkok the most. Thepparat subdistrict borders Ladkabang district in Bangkok; therefore, those areas are blended between urban civilization and rural lifestyle as well. Thepparat is a subdistrict that is harmonized in various beliefs and cultures. It is said that most of people in the area are Buddhist, but many people are also Islamic people. Mosque still appears in the area and Islamic people take role not less than Buddhist people such as being administrative committee in Thepparat subdistrict administration organization, being teachers in schools, etc. At the same time in Thepparat subdistrict, Khong Suan 100 years market and a Chinese shrine are located. It reveals there is an influence of Chinese culture in the area.

When factors that can influence belief and religion are considered that how it influence on the local politics, it is to enhance the strengthen root for social and political development with morals and ethics. It is said that is integration between social capital and cultural capital leading to good outcome for religious places and the kingdom (The National Social and Economic Development Plan No. 11, p.7).

With the aforementioned reasons, it needs to study the influence of belief and religion on participation of people in Thepparat Subdistrict Administration Organization, Banpho district, Chachoengsao province. It is worthwhile to investigate at any level including study factors that can influence belief and religion on participation of people for applying the results to promote the competency of people participation and developing the local according to the people's needs and fundamental principles of self-government administration in democracy in the future.

Literature and Information Review

After a review of the literature, the related research is below:

1. The people participation

The people participation was behavior involved with feeling, consciousness, reason of people who were ready to participate in operation of Thepparat Subdistrict Administrative Organization, Banpho district, Chachoengsao province in order to find problems, set problems, plan, operate and follow up the results of administration of Thepparat Subdistrict Administrative Organization.

2. Participation in operation

The people participation in operation indicated the level of people participation in issue of coordinating with officers, advertising, sharing ideas or advices, donating money and things, volunteering, preventing problems and resolving the problems.

3. Religion role to society

The book titled "Young People and Muslim in Modern World" is to open the knowledge boundary about Muslim to society in various aspects. It causes to be aware of cultural diversity and mutual cultures in society. In addition, it leads to well-understanding between Muslim and different religious people.

Religion plays a role in various dimensions in society; therefore, it is considered that it is modern and new in society. It becomes an interesting point in Thai society to study related to religious knowledge exchange and roles of religions in society and especially politics. Moreover, the study reflects to response and adaptation of Muslim in the conditions changing all the times hardly find because most academic books are about doctrine of Islam.

Now, the religions can participate in the society by a variety of ways such as presenting the article of Muslim under the project "Young People and Muslim in Modern World Project". The article under the project is divided into 5 topics including 1. Topic: "Social Movement Process in the World of Islam" commented by Abdul Roning Suetae, Islam college at Prince of Songkha University, Pattany Campus and Mutsalan Mahana, Vice Rector at Yala Islamic College 2. Topic: "Islam and Politics in the Modern World" commented by Maroning Salaming, Islam college at Prince of Songkha University, Pattany Campus and Wisut Binlate, the Islamic Committee of Songkla Office 3. Topic: "Muslim Youth in Cultural Changing Wave"

commented by Prae Sirisakdamkueng, Faculty of Archaeology, Silpakorn University
 4. Topic: “Movement of Women Muslim” commented by Chawiwat Prajuobmuo and Saowani Jitmuod
 5. Topic: “Movement in Three Southern Provinces” commented by MuhammadSaki Jaeha, Islamic Yala University and Hammad Ayut Pata, Former Editor of Isranews Institute, Thai Journalists Association.

4. Related Research

Amnuay Yussayotha studied the “Advice on and Solution of Social and Political Problems Given by the Buddha”. The objective of this research was to study advice and solution of social and political problems given by the Buddha, which can be classified into four main research questions: (1) how Buddha gave advice on social problems; (2) how Buddha made solution to social problems; (3) how Buddha gave advice on political problems; and (4) how Buddha made solution to political problems. The results of the study revealed the following: (1) regarding advice on social problems, Buddha advised people to become morally virtuous first so that the society becomes good automatically. The advice given emphasizes individual rather than a system. Buddha is of the opinion that if a person is virtuous, although there might be some loophole for violating the moral code, he/she would not use that loophole in committing immoral act for his/he personal gain. (2) regarding solution of social problems, Buddha solved them in accordance with the prevailing situation. The solver must possess the Parami (perfections) as an asset for solving the problems. Buddha has already accrued noble 10 Paramis such as Dana (giving, charity, generosity, liberality); Sila (morality, good conduct), Nekkhamma (renunciation), Panna (wisdom, insight, understanding), Viriya (energy, effort, endeavor), Khanti (forbearance, tolerance, endurance), Sacca (truthfulness), Adhitthana (resolution, self-determination), Metta (loving-kindness, friendliness) and Upekkha (equanimity, indifference to praise and blame in the performance of duty). Most importantly, one has to turn enemy to become friend after solving the problems so that the person be trained to be virtuous. (3) regarding advice on political problems, Buddha improvised the teachings suitable with two political systems: aristocracy and Samakkhidham (community spirit). Buddha advised aristocrat rulers to act as a model so that the ruled followed the model. As for Samakkhidham system, Buddha emphasized the principle of community spirit. Along with solving the government aspect of the system, the economic aspect should also be materialized side by side. Buddha prioritized the use of authority more than the governing system, seeing that any system would be workable if “Dhammacracy” was utilized. Dhammacracy was seen as good governing system whereas “non-Dhammacracy” was not. (4) regarding solution of political problems, Buddha solved them in accordance with the prevailing situation utilizing impartiality, equity, honesty and public good as the basis. Moreover, Buddha was cautious not to act beyond his role and status as exalted teacher. Overall, Buddha gave advice and solved the social and political conflicts using “Dhammawuth” (weapon of Dhamma), not “Sastrawuth” (weapon of violence) because the latter was not able to solve the problems.

Danai Preechapermpasit studied the “An Analysis of the Strengths and Weaknesses of the Management Systems of Thai Buddhist Organizations in Terms of their Effectiveness and Contribution to Buddhism” The objective of this research was to analyze the strengths and weaknesses of the management systems within Buddhist organizations, in particular, the public Buddhist entities in Thailand. Its purpose is to

help identify the weaknesses within, and find ways to increase the effectiveness of, these systems. This research was based upon studies of documentations around Buddhist organization management during the Buddha's time and the original Sangha Act 1962 (amended in 1992). The general framework for good management, according to the dharma vinaya, is that it should be transparent and for the best interest of the public, and that one should expect no benefits for oneself. The Four Adhikaraṇa or seven principles of problem management (Adhikaraṇasamatha) should be followed as best practices for organization management. The management systems of Buddhist organizations during the Buddha's time followed the dharma vinaya, as clearly laid out by the Buddha. When Buddhism entered Thailand, the systems had to adapt to fit the governance and culture of the country. However, the Sangha Act 1962 (amended in 1992) maintains Buddhist organizational management systems that resemble those of an absolute monarchy even though the Thailand's political system has become a constitutional democracy. This absolute system in the Buddhist sphere has caused many issues such as delays, injustice, and ambiguity – and ultimately has shaken the faith of Thai citizens. The pros of the system are it encourages unity and close connection to the state and to key leaders. However, the cons include distorting the dharma vinaya and deteriorating the faith of local citizens due to three main factors: (1) The Sangha Act 1962, (2) structure of the Sangha Supreme Council of Thailand, and (3) seniority system of monks Recommendations: 1. Revise the Sangha Act to be more current and establish clear boundaries between the state's governance and the Sangha governance to avoid duplication and delays. 2. Re-structure the Sangha Supreme Council of Thailand and National Office of Buddhism and simplify operational processes. In addition, decentralize and empower the local authority to make decisions that are efficient and fair. 3. Remove the seniority system from the managerial position to avoid the issue around personal benefits and potential abuse of power, and to allow the systems to be effective and following dharma vinaya.

Purposes of the study

The objectives of this study are as follows:

1. To study variables of belief and religion influencing on participation of people in Thepparat Subdistrict Administration Organization, Banpho district, Chachoengsao province.
2. To examine the concordance of variables of belief with religion influencing on participation of people in Thepparat Subdistrict Administration Organization, Banpho district, Chachoengsao province.
3. To investigate overall and indirect factors influencing on participation of people in Thepparat Subdistrict Administration Organization, Banpho district, Chachoengsao province.

Scope of the study

The scopes of this study are as follows:

1. Content

In this study, the researchers study five variables that are manifest or observable variables and latent or unobservable variables. The unobservable variables are divided into exogenous latent variables and endogenous latent variables.

2. Population and Sample

The populations of this study are general people. Fan, Y. W. (2001, p.422) stated that the proper subjects should not less than 400 people for analyzing the data in order to investigate the relation of variables by using computer program to analyze. Therefore, researchers apply the idea of Fan. The samples of the study are 400 and they are increased 5% to 420 in order to replace incomplete data collection. The data are gathered from people who have lived in the area of Thepparat Subdistrict Administration Organization, Banpho district, Chachoengsao province for more than six months during the survey from every villages locating in Thepparat district and 2 officers of each agency which has social missions. The officers are an executive officer and an officer who are responsible for the strategic department.

3. Research Area and Term

The area used to collect sample is Thepparat district, Banpho district, Chachoengsao province. The duration of the research study is 12 months, from August, 2015 to July, 2016.

Methodology and place of the research study

This is a mixed method of quantitative and qualitative research.

Qualitative research

The informants are an executive of agencies and an officer who are responsible for the strategic department. That is, there are 2 officers in total from each agency. They are in charge of social missions such as Chachoengsao Social Development and Human Security Officer, Chachoengsao Community Development Officer, Chachoengsao Agriculture and Cooperatives Officer, Chachoengsao Agricultural Extension Officer, Public Health Doctor. The research instrument is in-depth interview developed by the researchers.

Quantitative Research

The people, who derive from the survey by questionnaire developed by researchers, provide the important information. They have lived in the area of Thepparat Subdistrict Administration Organization, Banpho district, Chachoengsao province. The samples are 420 people living in the area of Thepparat Subdistrict Administration Organization, Banpho district, Chachoengsao province for more than six months

during the data collecting from every villages locating in Thepparat district, Banpho district, Chachoengsao province without sexual limitation.

1. Research Plan

This research used qualitative and quantitative research methods. It is intended to study: 1) variables influencing on participation of people in Thepparat Subdistrict Administration Organization, Banpho district, Chachoengsao province, 2) the consonance of relationship model of variables influencing on participation of people in Thepparat Subdistrict Administrative Organization, Banpho district, Chachoengsao province that is developed with the empirical data, and 3) overall, direct and indirect factors influencing on participation of people in Thepparat Subdistrict Administration Organization, Banpho district, Chachoengsao province.

2. Research Methodology

1. Population and Samples

People are relevant with the study “the Influence of Belief and Religion on Participation of People in Subdistrict Administration Organization: A Case Study of Thepparat Sub district, Banpho District, Chachoengsao Province”

2. Methods of data collection and data collection techniques

Data researchers collected field data:

1. Quantitative research by questionnaire
2. In-depth interview
3. Participant or non-participant observation
4. Group meeting with village luminaries
5. Seminar with villagers for perception of villager comments

3. Research Field or Place for Data Collection

1. Appropriate community locations for focus group discussion
2. Government agencies involved with the community, such as schools, health district offices and village leader for the district and province.

4. Data Analysis

Researchers analyzed data and facts from the documents and information from In-depth interviews and group meetings with village luminaries and did content analysis and descriptive data presentation.

Results

1. The research findings benefits executive agencies in manage the province. They are able to plan strategies and policies regarding sustainable people and society development from implementing the research results. The research findings are integrated with involved agencies; therefore, they can plan operation in accordance

with happiness indicator of Chachoengsao people that leads to develop effective and efficient management administration systems.

2. The research findings are implemented to promote and develop well-being of Chachoengsao people in order to be self-reliant with integrated collaboration from private and government sectors and community organizations.

3. Integrated research on teaching and learning

Practice students to be research assistant and learn the truth of life from participation in research data collection at research areas.

In addition, the researchers comprise the knowledge from the research in order to improve the course “Meaning of Life”, “Thai Living” and “Buddhism and Thai society”.

Discussion and Conclusion

Academic benefits are as follows:

1. To know variables of belief and religion influencing on participation of people in Thepparat Subdistrict Administration Organization, Banpho district, Chachoengsao province.
2. To know the accordance of variables of belief with religion influencing on participation of people in Thepparat Subdistrict Administration Organization, Banpho district, Chachoengsao province.
3. To know overall, direct and indirect factors influencing on participation of people in Thepparat Subdistrict Administration Organization, Banpho district, Chachoengsao province.

Furthermore, the related agencies are benefited from the research findings.

1. Policy issues

1.1 The research findings benefits executive agencies in manage the province. They are able to plan strategies and policies regarding sustainable people and society development from implementing the research results. The research findings are integrated with involved agencies; therefore, they can plan operation in accordance with people participation in Subdistrict Administrative Organization that leads to develop effective and efficient management administration systems.

1.2 The government sector should pay attention to determine policies that Chachoengsao villagers are able to participate more in Subdistrict Administrative Organization.

After completion of the research, it is intended to present to the relevant authorities about the findings in both document forms and with symposium presentations such as national and international academic conferences.

Acknowledgement

The researchers would like to offer special thanks to Thepparat Subdistrict Administration Organization, Banpho district, Chachoengsao province for their constant support and assistance through all the work of project. Heartfelt thanks to Rajabhat Rajanagarindra University for the financial support that makes the study accomplished effectively.



References

- Krittaporn Mijareun. (1998). *Modern Management. 6th ed.* Bangkok: Chulalongkorn University.
- Administration village headman. (1999). Administration village headman department, Local Administration Office, Ministry of Interior. Bangkok: Asarakpandin.
- Village Headman Operation Manual. (2001). Administration village headman department, Local Administration Office, Ministry of Interior. Bangkok: Asarakpandin.
- WannarongKwannyo. (2000). *Personal Management.* Bangkok: Thaiwattanapanit.
- Preyaporn Wongsanuttarat. (1992). *Psychology Personal Management.* Bangkok: Suasankrunghthep.
- Louis Jampathet. (1995). *Psychology Industry.* Bangkok. Kasetsart University.
- Photjana Jantharasanti. (1982). *Way of Taoist or Tek Keng Taoist scriptures of Lao Jue Philosopher.* 5th ed. Bangkok: KledThai
- Sarot Katmat. (2001, March). *Special Edition. Happy New Year.* Journals Village Headman, 5 (10), p.40.
- Sarot Katmat. (2001, January). *Special Edition. Happy New Year.* Journals Village Headman, 4 (10), p.37.
- Sarot Katmat. (2001, January). *Special Edition. Happy New Year.* Journals Village Headman, 4 (10), p.34.

Contact email: chatchai.tritham@gmail.com

Examining the Concept of a Special Relationship: A Study of Indonesia-Malaysia Relations

Ho Ying Chan, Universiti Tunku Abdul Rahman, Malaysia

The Asian Conference on the Social Sciences 2016
Official Conference Proceedings

Abstract

The aim of this paper is to examine the concept of a special relationship. A special relationship is a close relation between two states founded on two sources of closeness, that of the two states' common identities and shared strategic interests. The paper develops a theoretical framework based on constructivist theory in order to explain what is a special relationship as well as the dynamics of a special relationship. It uses the histories of the relationships between two states bound by their common identities, in particular the histories of Anglo-American and US-Canada relations from the 1850s to the 1960s, to substantiate its arguments. The paper argues that it was because both Indonesia and Malaysia each possessed a necessary amount of power that led to them forming their special relationship in late 1965. It then argues that Indonesia-Malaysia relations, as a special relationship, produce double-edged effects, that of substantial cooperation and substantial conflicts, between the two states. Meanwhile, the Indonesia-Malaysia Special Relationship, like other special relationships, constitutes a security regime, which means the two states are committed to avoiding war between them. Because of this commitment, the substantial conflicts between Indonesia and Malaysia will not easily become violent ones. The paper makes two contributions to the existing literature on International Relations: it develops an understanding of a special relationship with theoretical foundations; it strengthens the existing understanding of Indonesia-Malaysia relations by providing an explanation of the interplay of power and common identities in the relationship.

Keywords: Special Relationship, Indonesia-Malaysia Relations, Anglo-American Relations

iafor

The International Academic Forum
www.iafor.org

The Concept of a Special Relationship

The term 'Special Relationship' has been used by many states to characterize a specific set of their bilateral ties with other states: for example, the ties between the US and the UK; the US and Canada; the US and Israel; France and the Sub-Saharan African states; and Spain and the Latin American states. The meaning of a special relationship is centered on the term 'special'. It usually means a quality that is exceptional in a positive sense. Consequently, a special relationship between two states is generally being understood as a close friendship.

A special relationship is a close relation between two states founded on two sources of closeness – that of the two states common identities and shared strategic interests. Common identities of two states are derived from their shared culture, common language, historical ties or shared political values and institutions. Common strategic interests of two states, on the other hand, mean the two states rely on each other's material presence for survival. A state's strategic interest means a material presence which is fundamental to its survival.

Most of the policy makers and scholars, who have discussed the concept of a special relationship, acknowledge the existence of the twin sources of closeness. Churchill's conception of a special relationship was founded on the "fraternal association" between the US and Britain, coupled with the strategic calculation where such partnership would strengthen "shared security interests and interlinked global economic interests." Kissinger, in his article "Reflections on a partnership: British and American attitudes to Postwar Foreign Policy" later suggested that common values and geopolitical consideration were complementary elements in US-UK relations.

The discussions of other so-called special relationships also see a combination of identities and strategic drivers. Reich in his article "Reassessing the United States-Israel Special Relationship" contends that the US-Israel Special Relationship is founded on "ideological, emotional and moral pillars and on a commitment to democratic principles buttressed by strategic and political factors." Both states view each other as a truly reliable strategic asset in preserving the peace and stability in the Middle East. Haglund and Dickey hold similar understanding of the US-Canada Special Relationship. Both respectively contends that the relationship is rooted in historical ties, geographical proximity and close security and economic ties. Both observe the demographic intermingling between the two states, and their unparalleled interdependence in homeland security and in economy.

The idea of a "Special Relationship" entered into the discussion of international relations when the term was coined by Winston Churchill in his 'iron curtain' speech at Fulton, Missouri in March 1946. Since US independence, the sense of closeness between the US and the UK was naturally and consistently generated by their sense of sharing common identities. However, common identities-induced positive identifications between the US and Britain alone, did not result in strategic cooperation between them. Common identities shared by two states produce their similar understanding of strategic interests. However, two states sharing common identities each needs to own a certain amount of power, namely, the material capacity,

in order to shape their similar strategic outlook into their “common” strategic interests. The US and the UK did not view each other as sharing common strategic interests up until the late nineteenth century. America saw its mutual strategic dependence with Great Britain only after the US had emerged as a major power in the late nineteenth century. The growing of American power since the mid-nineteenth century, matched with Britain’s existing power, produced the mutual need for strategic cooperation between them. Both states, because of the necessary amount of power that each possesses, needed each other to preserve their similar vision of order in international politics, which was rooted in their common identities – the English concepts of liberty. Thereafter, the Anglo-American Special Relationship began to emerge.

The two sources of closeness – common identities and shared strategic interests – in a special relationship give rise to the mutual positive identifications between the two states involved. Such positive associations produce the two states’ mutual understanding that they share a special relationship, which means a relationship that is *closer* than other bilateral relations either of them enjoys. The shared understanding held by the two states, in turn, stirs up their respective *expectation* that their relationship *should be* closer than their other bilateral ties.

A special relationship produces substantial cooperation and substantial conflicts between the two states involved. By substantial cooperation, it means, cooperation between two states that are deeper than those established in their other bilateral relations. The substantial cooperation in a special relationship are strategic partnerships between the two states involved. Whereas by substantial conflicts, it means, conflicts between two states that are more intense than those happen in their other bilateral ties, which are characterized as friendly or normal relations.

There are three sources of conflict in a special relationship: power competition between the two states involved; their drives to assert the superiority of their respective national identity over that of their culturally similar counterpart; and the mismatch of expectation between them. These three sources of conflict, through their mutual reinforcements, produce substantial conflicts between two states who share a special relationship.

The respective national identity of two states bound by a special relationship is founded on their pre-modern common identities. As a consequence, there are inevitable similarities in the national identities of the two states concerned. Both the states, therefore, need to emphasize their difference based on their common identities, so as to ensure their respective distinctive existence in the world of nations. The differentiation is expressed in superiority sense.

The power politics between two states who share a special relationship, combined with the sense of distinctiveness of their respective national identity as opposed to the counterpart, create the two states’ sense of superiority of their respective national identity over that of their culturally similar counterpart. The superiority complex has the element of power politics because it is founded on the power politics-induced mindset of comparison. For example, Canada emphasizes the superiority of its English culture when compared to that of America. Canadians hold a conviction: they possess authentic English values and ideals, which make them morally superior to,

and politically more civilized than, the United States. For them, American culture is superficial and corrupted; it has to be rejected.

Power competition between two states with special relations leads to the mismatch of expectation between them.

When one of the states in a special relationship demonstrates competitive behaviours against the counterpart, they run counter to the counterpart's expectation where it should not receive such treatments, since they share a relationship which is closer than their other bilateral ties. The mismatch of expectation produces resentments on the side of the state, who is being treated competitively, towards its counterpart, and its retaliative measures to strengthen its power ensued.

A special relationship constitutes a security regime. A security regime refers to the war avoidance norms observed by the states involved.

A special relationship is built on the existence of power balance between the two states involved. The relationship is produced, only when the two states respectively starts to own a certain amount of power. Because of the presence of power balance between them, two states in a special relationship find it very costly to turn their conflicts into violent ones. The power balance, therefore, furnishes a basis of order between them. Order is "peaceful coexistence under conditions of scarcity". By peaceful coexistence, it means states coexist without a war in a significant period of time. The presence of power balance hinders the two states with special ties from plunging into a war against one another, hence allows them to coexist peacefully.

Founded on their peaceful coexistence, the aspiration for peace generated by the two sources of closeness of two states sharing a special relationship gives rise to their shared war avoidance norms – namely, the two states' commitment to avoid war between them. Shortly after the signing of the Treaty of Washington in 1871, the US and Canada decided to demilitarize their border. Such demilitarization, which produced the undefended US-Canada border, was an outcome of US-Britain/Canada shared war avoidance norms. The undefended border demonstrated the two parties' commitment to avoid armed conflicts between them, hence reduced – not eliminated – the possibility of war between them. Both sides' war planning against one another remained active well into the late-1930s, while they rendered their border to be undefended. As both states in a special relationship observe their shared war avoidance norms, the substantial conflicts between them, therefore, will not easily turn into violent ones.

Indonesia-Malaysia Relations, 1957-2009

Indonesia and Malaysia are bound by their common identities rooted in the Malay way of life. The Malay way of life is constituted by the combination of three essential elements – the notion of kingdom, the Malay language and Islam. Within the mindset of kingdom, the people of the dominant ethnic community in archipelagic Southeast Asia speak the Malay language and adhere to Islam. Because of their common identities, leaders of the newly independent Indonesia and Malaya shared similar strategic apprehensions of the regional order of archipelagic Southeast Asia. They

viewed the region as one entity which reflected the Malay way of life – that of the Malay Archipelago or Malay World. For Indonesian and Malayan leaders, the Malay World served as a shield which safeguarded the survival of their respective state, where each was built around the Malay way of life.

While Indonesian and Malayan leaders shared similar strategic understanding, the two states were not bound by common strategic interests. Both parties' understandings on each other were based on different footings.

The Indonesian elites did not see Malaya as of the same rank with Indonesia. For the great majority of Indonesian leaders, Indonesia was a major Power on the world stage. A combination of factors gave rise to such an understanding: Indonesia had succeeded in its revolutionary struggle against a major European Power – the Netherlands; it was the largest state in Southeast Asia; it was the fifth most populous state in the world.

Buttressed by its sense where Malaya was only a little state relative to Indonesia, the Sukarno regime aimed to exercise its dominance over Malaya, as part of its efforts to establish Indonesia's strategic preponderance in archipelagic Southeast Asia. The regime had shown active interest in shaping the affairs of Malaya. Indonesia's determination to assert its regional preponderance was aimed at addressing a fundamental security issue of Indonesia – its disintegration as a state. Indonesia had been plagued by a series of regional coups in Sumatra and Sulawesi since the end of 1956. For Sukarno and the Indonesian army leaders, by maximizing Indonesia's sphere of influence in archipelagic Southeast Asia, they could then minimize the prospect of Indonesia falling apart.

Essentially, in the eyes of the Sukarno regime, there was no common strategic interest between Indonesia and Malaya. Malaya had yet to possess the necessary amount of power that would secure Indonesia's recognition of its strategic reliance on Malaya. Instead of perceiving its mutual strategic dependence with Malaya, Indonesia desired for its strategic preponderance over Malaya. Such aspiration for dominance coincided with Indonesia's strategic understanding. With Malaya that lay within its sphere of influence, the Malay Archipelago – mainly represented by Indonesia and Malaya – constituted a shield that ensured the survival of Indonesia.

The Malayan leaders, on the contrary, believed that Indonesia and Malaya needed each other for survival. The Tunku administration in 1963 expressed Malaya's desire to "forge the closest links with Indonesia". Two sources of closeness – common identities and shared strategic interests – produced Malayan leaders' wish for intimate ties with Indonesia. From Malaysians' perspective, not only did Indonesia share "sentimental and blood ties" with Malaya, but also they were each other's nearest neighbour.

The understanding of geographical proximity with Indonesia indicated Malaya's realization of its mutual strategic dependence with Indonesia. The amount of power owned by Indonesia had surpassed a level that produced its strategic standing in Malaya's foreign policy. Based upon their common identities-induced similar strategic understandings – that of the Malay Archipelago constituted a shield that protected their respective survival – the presence of Indonesia as the largest state in

Southeast Asia, created Malaya's need for strategic partnership with Indonesia. Malayan Prime Minister Tunku Abdul Rahman explained: "As we were too small to stand alone, our only hope for security was to live in close association with Indonesia in particular, and other countries in Southeast Asia in general."

Malaya's intention towards Indonesia was unmistakable. It wanted to establish a special relationship with Indonesia – a closer relation between Malaya and Indonesia when compared to their other bilateral ties. The desire for special associations reflected Malaya's realization of its blood ties with Indonesia, and that both states were strategically dependent on one another.

It should be noted that Malaya emphasized on its mutual strategic dependence with, not its outright reliance on, Indonesia. It wanted the relationship to be equal. In other words, both parties would have to rely on each other for survival. The Tunku revealed his conversation with Sukarno, "I made it quite clear that Malaya was only a small country. The Malay people looked to Indonesia for guidance and help, although we maintained that independence and sovereignty were our heritage." While acknowledging that it was a small state as compared with Indonesia, Malaya considered itself as a Power to be reckoned with in Southeast Asia. A combination of factors – the size and the geographical location of Malaya; the resources that it possessed; its greater prosperity against other states in the region; and its military alliance with Britain – rendered the belief among Malaysians that Malaya was a consequential Power in Southeast Asia. These elements prompted Malaysians to perceive that power balance existed between Malaya and Indonesia. In the minds of the Malayan leaders, there was no Indonesia's supremacy in Southeast Asia; there would be only Indo-Malay mutual reliance, which represented the presence of the Malay Archipelago.

Indonesia was at the peak of its sense of power after it had succeeded in taking over West Irian from the Netherlands in August 1962. The Sukarno regime deemed that Indonesia's regional preponderance was basically in place after its success in incorporating West Irian into part of Indonesia. It wanted to fortify such preponderance of Indonesia so as to ensure Indonesia's integrity as a state. The regime began to hold the view that Indonesia should get to decide the territorial changes that had taken place at its door step, especially when the Federation of Malaysia would share borders with Kalimantan of Indonesia. The formation of the Federation of Malaysia was proposed by Malayan Prime Minister Tunku Abdul Rahman in May 1961, in which the Federation would merge the British colonies – Singapore, Sarawak, North Borneo and Brunei – with Malaya. Indonesia sought to terminate the formation of Malaysia with the goal of consolidating its perceived preponderance in archipelagic Southeast Asia. For Indonesia, the preponderance was a shield that protected its existence as a state. In January 1963, Indonesia decided to launch its policy of confrontation. It would confront the creation of Malaysia to prevent the federation from coming into existence.

By April 1963, Indonesian guerrillas began to launch regular armed incursions into Sarawak. On 16th September 1963, the day when Malaysia was officially formed, Indonesia announced that the newly formed Malaysia would not enjoy diplomatic relations with Indonesia. Malaysia responded with the same decision. Before long,

President Sukarno declared that Indonesia would “Ganjang Malaysia” – Crush Malaysia. Indonesia stepped up its confrontation against Malaysia by intensifying its military incursions into Sabah and Sarawak, which would be sustained throughout the following years. These incursions had been effectively defeated by the British armed forces. From August to October 1964, there had been sporadic landings of Indonesian troops – by sea and by air – on the southern part of peninsula Malaysia. The Malaysian Armed Forces had successfully cracked down on these operations. The meaning of Indonesia’s military intrusions was clear: whether it was Malaya or Malaysia, the federation was not a Power that Indonesia deemed should be taken note of. Indonesia thought that it could launch military attacks on Malaysia whenever it wanted to. It believed that Malaysia was not strong enough to withstand such attacks.

Indonesia had become internationally isolated because of its confrontation against Malaysia. The Indonesian authority was increasingly impressed with Britain’s military might, which was the bedrock of Malaysia’s security under the Anglo-Malaysian Defence Agreement (AMDA). The consistent failure of Indonesia’s confrontation against a united Malaysia pointed to one unmistakable reality: Malaysia was here to stay. By 1964, it had become increasingly clear for the Indonesian Army that Malaysia would not be defeated, it would instead endure as a state in Southeast Asia. The expansion of Malaya into Malaysia began to produce Indonesia’s realization of its strategic reliance on Malaysia.

In April 1964, the Army Staff and Command College of Indonesia (Sekolah Staf Komando Angkatan Darat, SESKOAD) had produced an analysis on Indonesia’s foreign policy. The study concluded that Indonesia needed a strong Malaysia. A powerful Malaysia, the study explained, formed a buffer for Indonesia in the face of the communist threat from the north. It argued for the need for Indonesia to cultivate friendly relations with its neighbouring states in general, and with Malaysia in particular. In other words, the Indonesian Army wanted Indonesia to forge a special relationship with Malaysia. Based on the SESKOAD study, the Indonesian Army had come to the conclusion that the confrontation campaign should be ended. Malaysia’s power had succeeded in halting Indonesia’s tendency to launch military attacks on it. Indonesia began to share the same understanding held by Malaysia that power balance existed between the two states. A basis of order had emerged between Indonesia and Malaysia. The two states began to coexist peacefully.

A coup mounted by a group of Indonesian army officers and members of the Communist Party of Indonesia took place in Jakarta in the late night of 30th September 1965. The Indonesian Army under the command of General Suharto overcame the coup within a day. The abortive coup prompted the Indonesian Army to take control of Indonesia and the fall of President Sukarno ensued. On 11th March 1966, President Sukarno was forced to transfer all his executive powers to General Suharto. On 7th March 1967, Suharto succeeded Sukarno as Acting-President and became the second President of Indonesia by March 1968.

A series of secret meeting between Indonesia’s and Malaysia’s officials were held in Bangkok and Hong Kong shortly after the September 30 abortive coup in Indonesia. The aim of these meetings was to seek ways to end Indonesia’s confrontation campaign. Ali Murtopo – a close confidant of Suharto – and Ghazali Shafie –

Permanent secretary of Malaysia's ministry of foreign affairs – were engaged in in-depth discussions between them during the meetings. Both acknowledged Indonesia's and Malaysia's mutual tendency of wanting to become close to each other whenever they felt a sense of insecurity. Ali Murtopo and Ghazali Shafie used the Malay word "Berkampung" – to gather together – to express Indonesia's and Malaysia's recognition of their mutual strategic dependence. While compelling Indonesia and Malaysia to coexist peacefully, the presence of power balance between the two states had led to them sharing common strategic interests. Indonesia and Malaysia each possessed the necessary amount of power that produced their mutual need for strategic cooperation. The existence of Malaysia meant that it represented an integral part of the Malay World given the size of the new federation. Indonesia and Malaysia both had to cooperate with each other so that the Malay World could function as a shield that safeguarded their survival as states built around the Malay way of life.

Ali Murtopo and Ghazali Shafie after the series of secret meeting had come to the conclusion: a special relationship should be established between Indonesia and Malaysia. While the coexistence of common identities and shared strategic interests in Indonesia-Malaysia relations gave birth to their special ties, it also generated the two states' mutual aspiration for peace that gave rise to their shared war avoidance norms. Ali Murtopo and Ghazali Shafie aspired for "an enduring and durable entente" between Indonesia and Malaysia. They proposed that "the principles of détente should be scrupulously observed" by Indonesia and Malaysia whenever a difficult situation arose between the two states.

On 11th August 1966, Indonesia and Malaysia signed the Bangkok Agreement, which officially end the confrontation campaign. The agreement marked the establishment of a special relationship between Indonesia and Malaysia, which was also a security regime between the two states. Almost immediately after the official ending of Confrontation, Indonesia and Malaysia went ahead to defuse their defence against one another. It was an outcome of their shared war avoidance norms. Both demonstrated their respective commitment to avoid armed conflicts between them.

Very quickly, strategic cooperation between Indonesia and Malaysia ensued. In September 1966 – about a month after the signing of the Bangkok Agreement – an agreement for security cooperation had been reached between Indonesia and Malaysia. The two states agreed to undertake joint counter-insurgency operations aimed at eliminating communist insurgents operated along the border areas shared by the two states in Borneo. The two states had become a *de facto* alliance since the start of their security cooperation in Borneo. Over time, the military cooperation between Indonesia and Malaysia had been institutionalized. The two states had come to identify their regular joint military exercises as a norm that they share. The military tie between Indonesia and Malaysia became the most intimate one among the bilateral security ties that existed within ASEAN. The relations between the Indonesian and Malaysian armed forces were remarkably close. The two together could easily form a single command and control structure for a military mission if necessary. It had become a belief that Indonesia-Malaysia security relations had the potential of advancing "from *de facto* alliance to *de jure* alliance".

On 17th December 2002, the International Court of Justice (ICJ) had decided that the sovereignty over Sipadan and Ligitan belonged to Malaysia based upon the fact that the islands had been controlled and administered by Malaysia. Sipadan and nearby Ligitan are two small islands located near Sabah's northeastern coast, off the land border between the Malaysian state of Sabah and Indonesia's East Kalimantan province. Both Indonesia and Malaysia claimed sovereignty over the two islands. In October 1996, the two states had decided to resolve their disputes over Sipadan and Ligitan through ICJ.

Losing the ownership of Sipadan and Ligitan was a serious blow to Indonesian national pride. Indonesians shared a sense of superiority over Malaysia in the form of the big-little brothers complex. In the eyes of Indonesians, they were the big brother of Malaysia. Indonesians believed that Indonesia was a great nation. The sense of greatness was derived from the understanding of the sheer size of Indonesia and a few thousand years of existence of its culture. Scholars have pointed out, in view of the fact that most of the Malays in Malaysia had their roots in Indonesia, Indonesians would think that Malaysia's culture was provided by Indonesia. Indonesians believed that their culture was superior when compared to Malaysia's, a former Malaysian policy advisor noted. Indonesians expressed their disdain for the perceived shallowness of Malaysia. As indicated by a senior policy advisor of Malaysia, Indonesians for example would argue that Malaysia had no Borobudur – a ninth century Buddhist temple located in Central Java, Indonesia – and that Malaysia had not fought for its independence. Indonesians were proud of their culture, when they thought of Malaysia, the advisor maintained. A former Indonesian diplomat too stressed the cultural pride of Indonesians when discussed about the issue of Indonesia-Malaysia common culture with author. Because Indonesia perceived itself as the provider of culture to Malaysia, it thus saw itself as the big brother of Malaysia.

It was therefore humiliating for Indonesia to have lost Sipadan and Ligitan to its supposed little brother – Malaysia. In the eyes of Indonesia, Malaysia all along had been learning from Indonesia. Meanwhile, Indonesians' sense of weakness which stemmed from the separation of East Timor was reinforced by the loss of Sipadan and Ligitan. The ICJ's granting of the ownership of Sipadan and Ligitan to Malaysia was at odds with Indonesians' expectation. A senior policy advisor of Malaysia had pointed out, many Indonesians believed that Malaysia had chosen to take away the two islands of Indonesia at a time when Indonesia was weak. Malaysia should not take advantage of a weak Indonesia since they share a special relationship, many Indonesians would think. The anger triggered by the loss of Sipadan and Ligitan had been deepened by this mismatch of expectation. Indonesians, as a result, accused Malaysia of "stealing" Sipadan and Ligitan from Indonesia or maintained that Malaysia "robbed" Indonesia of the two islands. Since then, Indonesians generally shared a perception that Malaysia intended to extend its territory into Indonesian soil.

In February 2005, Malaysia granted oil exploration concessions in two deep-water blocks named ND6 and ND7. The two blocks are close to Sipadan and Ligitan, situated in the region south of the two islands. ND6 and ND7, however, are part of the maritime area known as Ambalat which Indonesia claims to be its territory. Indonesia had earlier on awarded exploration concessions in Ambalat. The Indonesian government immediately lodged a protest against Malaysia's decision to grant

exploration concessions in ND6 and ND7. It insisted that such a move had violated Indonesia's sovereignty.

In early April 2005, minor skirmishes broke out between the Indonesian and Malaysian navies in Ambalat. Since the collision the free media in Indonesia reported extensively on the Ambalat disputes. Very quickly, Ambalat became an issue of nationalism for Indonesians which was suffused with their anger. Street protests against Malaysia's claim on Ambalat erupted in many Indonesian cities which involved the burnings of Malaysian flags. The Indonesian media termed the Ambalat disputes as "Kofrontasi 2.0". The situation in Malaysia by contrast had been calm owing to the restraint observed by the Malaysian media. The government-controlled Malaysian media were following the official order that they should not provoke further tension between Indonesia and Malaysia.

After the fall of Suharto, Indonesia was facing serious challenges in maintaining its territorial integrity. It had lost East Timor and was plagued by the independent movements in West Papua and Aceh. In the meantime, Indonesia had failed to defend its claim over Sipadan and Ligitan in the ICJ. Indonesians had become highly sensitive to the issue of territorial integrity of Indonesia. They were afraid of losing more territories. As a result, Indonesia was adamant that it would not lose Ambalat this time around. Such resolve was reinforced by Indonesians' shared perception that Malaysia intended to expand into their soil. Most importantly, Indonesia wanted to secure its access to the untapped oil and gas resources in Ambalat.

Ambalat, in the meantime, was an issue of national pride for Indonesia. In the eyes of Indonesians, the issue of Ambalat was inextricably intertwined with their loss of Sipadan and Ligitan. It was humiliating to have lost the two islands to Indonesia's little brother – Malaysia. Indonesia as Malaysia's big brother – Indonesians maintained – had provided all the assistance that Malaysia was needed for its nation building, and Malaysia in return had taken away Sipadan and Ligitan that belonged to Indonesia. The humiliations which stemmed from the loss of Sipadan and Ligitan fortified Indonesia's determination to defend its alleged sovereignty over Ambalat. Indonesians asserted that Malaysia had seized Sipadan and Ligitan from Indonesia, it would not again lose Ambalat to Malaysia.

Indonesia's resolve to defend its supposed sovereignty over Ambalat was further toughened by its resentments towards Malaysia, which stemmed from its loss of Sipadan and Ligitan. Indonesia's officials had revealed to their Malaysian counterparts about why Indonesians were emotional about Ambalat. It was because Indonesians were bound by a sentiment: they would not forgive Malaysia for taking away Sipadan and Ligitan. This sentiment was an outcome of the mismatch of expectation. Indonesia and Malaysia shared a special relationship. Malaysia – as Indonesians saw it – hence should not choose to take possession of Sipadan and Ligitan when Indonesia was weak.

The exploration activities in Ambalat had to be suspended as both Indonesia and Malaysia were regularly flexing their respective military muscles in the disputed waters.

It was clear that Indonesia's and Malaysia's sovereignty dispute over Ambalat was more intense than their territorial disputes in the past. Nonetheless, the war avoidance norms shared by the two states remained strong enough to prevent them from plunging into an armed conflict between them. Shortly after the surface of the Ambalat disputes, Indonesia and Malaysia reaffirmed their commitment to preserving their friendly coexistence by creating a joint technical committee, beginning to negotiate for a solution to the disputes. Both parties had reassured one another that the Ambalat disputes would be resolved through discussions.

When minor skirmishes broke out between Indonesian and Malaysian warships in Ambalat in early April 2005, top political and military leaders of the two states intervened immediately to put an end to the skirmishes. President Yudhoyono expressed Indonesia's aspiration for peace with Malaysia, asserting that such clashes should not happen again in the future. The two states had pledged better communications to prevent a clash in Ambalat between their armed forces from happening again. The two armed forces subsequently established their standard operating procedures, designed to prevent any physical clashes between them during their encounters in Ambalat.

Indonesia and Malaysia remained unable to work out a solution for their sovereignty dispute over Ambalat. Both sides' dealings with the disputes, nevertheless, were effectively restrained by their shared war avoidance norms. Intense and regular negotiations had been going on between the two states, aiming to resolve the disputes. Both sides were of the view that armed conflict between them over Ambalat would not occur. They recognized that peace prevailed in their relationship. Both shared an understanding that their talks over the Ambalat disputes could go on indefinitely, until they had reached an agreement. "We have achieved a level of sophistication in solving our disputes peacefully," said one former top level Malaysian diplomat.

References

- Abdul Rahman, Tunku. (2011). *Looking Back – Monday Musings and Memories*. Malaysia: MPH Group Publishing.
- Acharya, Amitav. (1996). A Regional Security Community in Southeast Asia? In Ball, Desmond (Eds.), *The Transformation of Security in The Asia/ Pacific Region* (pp. 175-200). London: Frank Cass.
- Ahmad, Abdullah. (1985). *Tengku Abdul Rahman and Malaysia's Foreign Policy 1963-1970*. Kuala Lumpur: Berita Publishing.
- Allen, H. C. (1955). *Great Britain and The United States – A History of Anglo-American Relations (1783-1952)*. New York: St Martin's Press INC.
- Ambalat Issue: 'No Official Protest From Indonesia'. (2009, June 15). *The Star*.
- Anderson, Benedict. (1991). *Imagined Communities- Reflections on the Origin and Spread of Nationalism*. London, New York: Verso.
- Anwar, Dewi Fortuna. (1994). *Indonesia in ASEAN – Foreign Policy and Regionalism*. Singapore: Institute of Southeast Asian Studies.
- Churchill, Randolph S. (1948). *The Sinews of Peace, Post-War Speeches by Winston S. Churchill*. London: Cassell.
- Clark, Marshall, and Pietsch, Juliet. (2014). *Indonesia-Malaysia Relations – Cultural Heritage, Politics and Labour Migration*. London and New York: Routledge.
- Danchev, Alex. (1998). *On Specialness: Essays in Anglo-American Relations*. Great Britain: Macmillan Press Ltd.
- Danchev, Alex. (1996). On Specialness. *International Affairs*, 72, 737-750.
- Dickey, John Sloan. (1975). *Canada and the American Presence- The United States Interest in an independent Canada*. New York: New York University Press.
- DPM: Don't Retaliate Against Anti-Malaysia Protests. (2005, May 10). *The Star*.
- Fairlie, Henry. (1973). *The Kennedy Promise – The Politics of Expectation*. London: Eyre Methuen.
- Government of Malaysia. (1963). *Malaya-Indonesia Relations 31st August 1957 to 15th September 1963*. Kuala Lumpur: Jabatan Chetak Kerajaan.
- Government of Malaysia. (1965). *Indonesian Agression Against Malaysia, Volume I*. Kuala Lumpur: Government Press.

- Government of Malaysia and Government of Indonesia. (1997). *GBC MALINDO Malaysia-Indonesia – 25th Anniversary General Border Committee Malaysia-Indonesia*. Kuala Lumpur: Jabatan Perdana Menteri Malaysia.
- Granatstein, J.L, and Hillmer, Norman. (1991). *For Better or For Worse: Canada and the United States to the 1990s*. Toronto: Copp Clark Pitman Ltd.
- Gross Stein, Janice. (1985). Detection and Defection: Security ‘Regimes’ and the Management of International Conflict. *International Journal*, 40, 599-627.
- Haggard, Stephan, and Simmons, Beth A. (1987). Theories of International Regimes. *International Organization*, 41, 491-517.
- Haglund, David G. (2009). The US-Canada relationship- How ‘Special’ is America’s Oldest Unbroken Alliance? In Dumbrell, John, and Schafer, Axel R (Eds.), *America’s ‘Special Relationships’- Foreign and Domestic Aspects of the Politics of Alliance* (pp. 60-75). London and New York: Routledge.
- Huntington, Samuel P. (2005). *Who are we? America’s Great Debate*. Great Britain: The Free Press.
- Indonesian Political Tensions Surge in Border Disputes with Malaysia. (2009, June 8). Retrieved from <http://wikileaks.org/cable/2009/06/09JAKARTA974.html>
- Indonesia to Fight Malaysia’s Ambalat Oil Claims. (2009, October 22). *Jakarta Globe*.
- Jervis, Robert. (1982). Security Regimes. *International Organization*, 36, 357-378.
- Jeshurun, Chandran. (2007). *Malaysia: Fifty Years of Diplomacy 1957-2007*. Singapore: Talisman Publishing.
- Jr, Joseph S. Nye. (1987). Nuclear Learning and U.S.-Soviet Security Regimes. *International Organization*, 41, 371-402.
- Kassim, Yang Razali. (2005). *ASEAN Cohesion: Making Sense of Indonesian Reactions to Bilateral Disputes (IDSS Commentaries, 15/2005)*. Singapore: Institute of Defence and Strategic Studies, Nanyang Technological University.
- Khalid, Khadijah, and Yacob, Shakila. (2012). Managing Malaysia-Indonesia Relations in the Context of Democratization: The Emergence of Non-State Actors. *International Relations of the Asia-Pacific*, 12, 355-387.
- Kissinger, Henry A. (1982). Reflections on a Partnership: British and American Attitudes to Postwar Foreign policy. *International Affairs*, 58, 571-587.
- KL and Jakarta Will Do More To Fight Transborder Crime. (2008, December 12). *Asiaone*. Retrieved from

<http://news.asiaone.com/News/AsiaOne+News/Malaysia/Story/A1Story20081212-107220.html>

Leahy, James P. (2006). *Bridging the Expectation Gap: The Key to Happiness*. US: AuthorHouse.

Legge, J. D. (1972). *Sukarno – A Political Biography*. Great Britain: Allen Lane and The Penguin Press.

Leifer, Michael. (1983). *Indonesia's Foreign Policy*. London: George Allen & Unwin.

Leifer, Michael. (1980). *Conflict and Regional Order in Southeast Asia*. London: The International Institute for Strategic Studies.

Liow, Joseph Chinyong. (2005). *The Politics of Indonesia-Malaysia Relations- One Kin, Two Nations*. London and New York: Routledge.

Mackie, J. A. C. (1974). *Konfrontasi – The Indonesia-Malaysia Dispute 1963-1966*. London: Oxford University Press.

Malaysia and Indonesia Agree to Continue Talks. (2005, May 7). *The Star*.

Malaysians Downplay Maritime Tensions with Indonesia. (2009, June 15). Retrieved from <http://www.cablegatesearch.net/cable.php?id=09KUALALUMPUR483&q=kuala%20lumpur>

Mearsheimer, John J. (2001). *The Tragedy of Great Power Politics*. US: W.W. Norton & Company, Inc.

Milner, Anthony. (2008). *The Malays*. United Kingdom: Wiley-Blackwell.

Morgenthau, Hans J. (1978). *Politics Among Nations – The Struggle for Power and Peace*. New York: Alfred A. Knopf.

No Talks on Ambalat Block At Malindo Meeting. (2008, December 11). *The Star*.

Petronas Urges Governments to Solve Ambalat Issue. (2009, June 8). *Bernama*.

Porter, Patrick. (2010). Last Charge of the Knights? Iraq, Afghanistan and the Special Relationship. *International Affairs*, 86, 355-375.

Reich, Bernard. (1994). Reassessing the United States-Israel Special Relationship. *Israel Affairs*, 1, 64-83.

Reid, Anthony. (2004). Understanding Melayu (Malay) as a Source of Diverse Modern Identities. In Barnard, Timothy P (Eds.), *Contesting Malayness – Malay Identity Across Boundaries* (pp. 1-24). Singapore: Singapore University Press.

- Reynolds, David. (1985-86). A 'special relationship'? America, Britain and the international order since the Second World War. *International Affairs*, 62, 1-20.
- Reynolds, David. (1981). *The Creation of The Anglo-American Alliance 1937-41- A Study in Competitive Co-operation*. London: Europa Publications Limited.
- RI Awaits Shell's Response Over Ambalat. (2005, March 26). *The Jakarta Post*.
- RI, KL Warships Collide in Ambalat. (2005, April 10). *The Jakarta Post*.
- RI, Malaysia Navies Make Peace Following Ambalat Incident. (2005, April 16). *The Jakarta Post*.
- Rittberger, Volker, Efinger, Manfred, and Mendler, Martin. (1990). Toward an East-West Security Regime: The Case of Confidence-and Security-Building Measures. *Journal of Peace Research*, 27, 55-74.
- Saravanamuttu, Johan. (2010). *Malaysia's Foreign Policy – The First Fifty Years – Alignment, Neutralism, Islamism*. Singapore: ISEAS Publishing.
- Shafie, Ghazali. (2009). *Malay Rumpun and Malaysia Bangsa towards 2020*. Bangi: Universiti Kebangsaan Malaysia Press.
- Shafie, Ghazali. (2000). *Malaysia, ASEAN and the New World Order*. Bangi: Universiti Kebangsaan Malaysia Press.
- Shore, Sean M. (1998). No Fences Make Good Neighbors: The Development of The Canadian-US Security Community, 1871-1940. In Adler, Emanuel, and Barnett, Michael (Eds.), *Security Communities* (pp. 333-367). Cambridge: Cambridge University Press.
- Smith, Anthony D. (1991). *National Identity*. London: Penguin Books.
- Smith, Anthony D. (1995). *Nations and Nationalism in A Global Era*. Cambridge: Polity Press.
- Smith, Anthony. (2000). Theories of Nationalism: Alternative Models of Nation Formation. In Leifer, Michael (Eds.), *Asian Nationalism* (pp. 1-20). London and New York: Routledge.
- Sturgis, James. (1997). Learning about Oneself: The Making of Canadian Nationalism, 1867-1914. In Eldridge, C.C (Eds.), *Kith and Kin: Canada, Britain and the United States from the Revolution to the Cold War* (pp. 95-146). Cardiff: University of Wales Press.
- Sukma, Rizal. (2012). Domestic Politics and International Posture: Constraints and Possibilities. In Reid, Anthony (Eds.), *Indonesia Rising: The Repositioning of Asia's Third Giant* (pp. 77-92). Singapore: ISEAS Publishing.

- Suryadinata, Leo. (1996). *Indonesia's Foreign Policy Under Suharto – Aspiring To International Leadership*. Singapore: Times Academic Press.
- Thompson, John Herd, and Randall, Stephen J. (1994). *Canada and the United States: Ambivalent Allies*. Athens and London: The University of Georgia Press.
- Van Der Kroef, Justus M. (1968). The Sarawak-Indonesian Border Insurgency. *Modern Asian Studies*, 2, 245-265.
- Vatikiotis, Michael. (1994, March 17). Isle of Contention – Tiny Sipadan Becomes an Object of Rival Claims. *Far Eastern Economic Review*, 32.
- Weatherbee, Donald E. (1984). ASEAN Security Cooperation and Resource Protection. In Snitwongse, Kusuma, and Paribatra, Sukhumbhand (Eds.), *The Invisible Nexus Energy and ASEAN's Security* (pp. 116-121). Singapore: Executive Publications.
- Weatherbee, Donald E. (2010). *International Relations in Southeast Asia – The Struggle for Autonomy*. Singapore: ISEAS Publishing.
- Weinstein, Franklin B. (1976). *Indonesian Foreign Policy and the Dilemma of Dependence – From Sukarno to Soeharto*. Ithaca and London: Cornell University Press.
- Westad, Odd Arne. (2005). *The Global Cold War – Third World Interventions and the Making of Our Times*. Cambridge: Cambridge University Press.
- Yaakub, Ahmad Nizar. (2009). *Malaysia and Indonesia: A Study of Foreign Policies with Special Reference to Bilateral Relations*. (Unpublished doctoral dissertation). The University of Western Australia, Australia.
- Zartman, I. William. (2009). The Quest for Order in World Politics. In Zartman, I. William (Eds.), *Imbalance of Power – US Hegemony and International Order* (pp. 1-23). US: Lynne Rienner Publishers.

© The International Academic Forum 2016
The International Academic Forum (IAFOR)
Sakae 1-16-26-201
Naka Ward, Nagoya, Aichi
Japan 460-0008
www.iafor.org